Rev.	Date	Notes
A	10/01/09	Initial Release

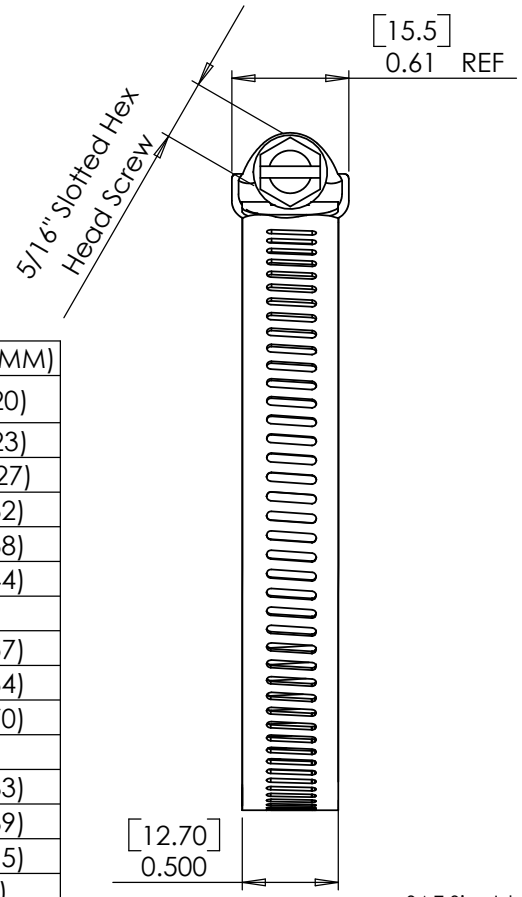

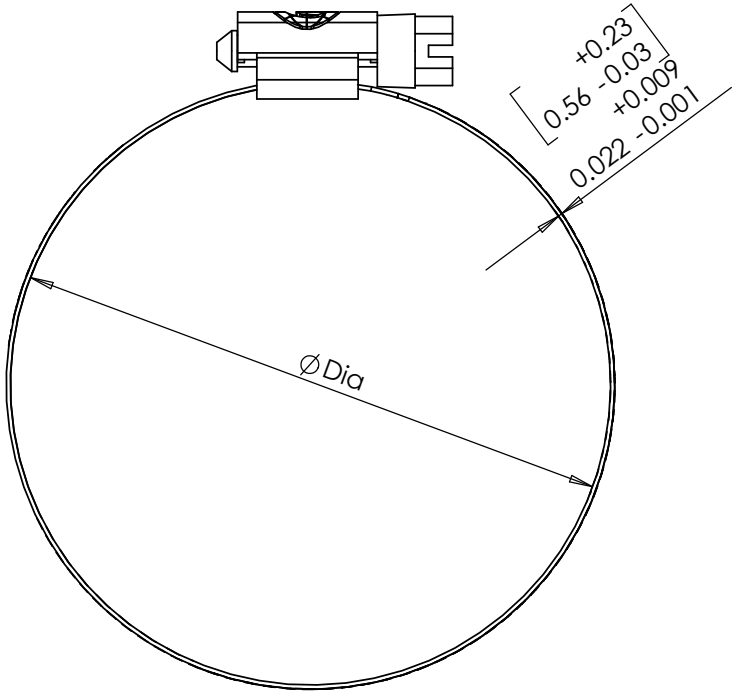

PART #	MIN DIA (MM)	MAX DIA (MM)
HC2-6P	7/16" (11)	25/32" (20)
HC2-8P	1/2" (13)	29/32" (23)
HC2-10P	9/16" (14)	1-1/16" (27)
HC2-12P	11/16" (17)	1-1/4" (32)
HC2-16P	13/16" (21)	1-1/2" (38)
HC2-20P	13/16" (21)	1-3/4" (44)
HC2-24P	1-1/16" (27)	2" (51)
HC2-28P	1-5/16" (33)	2-1/4" (57)
HC2-32P	1-9/16" (40)	2-1/2" (64)
HC2-36P	1-13/16" (46)	2-3/4" (70)
HC2-40P	2-1/16" (52)	3" (76)
HC2-44P	2-5/16" (59)	3-1/4" (83)
HC2-48P	2-9/16" (65)	3-1/2" (89)
HC2-52P	2-13/16" (71)	3-3/4" (95)
HC2-56P	3-1/16" (78)	4" (102)
HC2-64P	3-9/16" (90)	4-1/2" (114)
HC2-72P	4-1/8" (105)	5" (127)
HC2-80P	4-5/8" (117)	5-1/2" (140)
HC2-88P	5-1/8" (133)	6" (152)
HC2-96P	5-5/8" (143)	6-1/2" (165)
HC2-104P	6-1/8" (159)	7" (178)

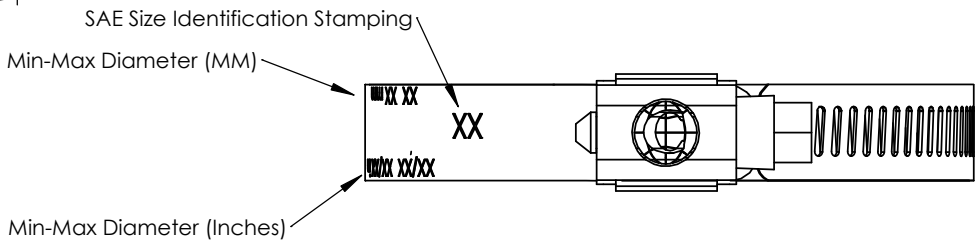

CODA RESOURCES, LTD

PROPRIETARY AND CONFIDENTIAL
THE INFORMATION CONTAINED IN THIS DRAWING IS THE SOLE PROPERTY OF **CODA RESOURCES**. ANY REPRODUCTION IN PART OR AS A WHOLE WITHOUT THE WRITTEN PERMISSION OF **CODA RESOURCES** IS PROHIBITED.

Notes:
1. Meets SAE J1508 Specification
2. RoHS Compliant - No Hexavalent Chromium - Cr(VI)
3. Material: Band and Housing - 200 Series Stainless Steel
   Screw - Zinc Plated Steel
4. Screw Free Torque 4 in·lbs Max
5. Durability Torque 60 in·lbsMin
6. All surface to be clean and polished
7. Parts to be free of burrs and sharp edges

	NAME	DATE
DRAWN	RH	10-01-09

UNLESS OTHERWISE SPECIFIED:
DIMENSIONS ARE IN INCHES
[ ] DENOTES MILLIMETER
TOLERANCES x.xx ± 0.02 [0.51]
x.xxx ± 0.005 [0.13]

MATERIAL
SEE NOTES

FINISH

DO NOT SCALE DRAWING

CAMBRIDGE
960 Alabama Ave, Brooklyn, NY 11207 P:718-649-1666 F:718-485-4403

TITLE:
SERIES 2300, 1/2" BAND
HOSE CLAMPS

SIZE	DWG. NO.	REV
A	HC2-XP Series Rev A	A

SCALE: 1:1 SHEET 1 OF 1

5 4 3 2 1