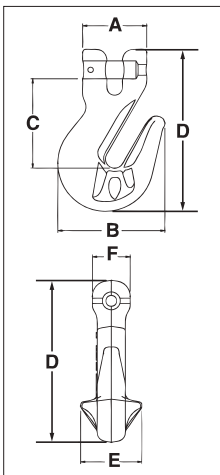


A-1338



- Forged alloy steel — Quenched & Tempered.
- Innovative cradle design allows for 100% efficiency of Grade 100 chain.
- Individually Proof Tested to 2-1/2 times the Working Load Limit with certification.
- Each hook has a Product Identification Code (PIC) for material traceability, along with the size and the name Crosby.
- Suitable for use with Grade 100 and Grade 80 chain.
- The use of A-1338 Cradle Grab Hook will allow 100 percent of the chain sling capacity. When used to hook back to chain leg to form a choker, the angle of the choke must be 120 degrees or greater. When used as a chain shortener, minimize twist of chain and ensure chain is fully engaged in hook.
- Fatigue rated to 20,000 cycles at 1-1/2 times the Working Load Limit.

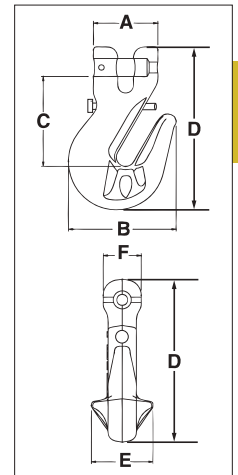
L-1338



A/L-1338 Cradle Grab Hook

Chain Size (in) (mm)	Working Load Limit (lb)	A-1338 Stock No.	L-1338 Stock No.	Weight Each (lb)	Dimensions (in)						S-4338 Replacement Latch Kit Stock No.
					A	B	C	D	E	F	
1/4 7	4300	1049417	1049480	1.00	1.72	2.54	2.20	3.88	1.50	.88	1048426
5/16 8	5700	1049426	1049489	.99	1.72	2.54	2.18	3.88	1.50	.88	1048426
3/8 10	8800	1049435	1049498	1.80	1.85	3.09	2.58	4.69	1.83	1.09	1048435
1/2 13	15000	1049444	1049507	3.92	2.39	3.83	3.28	5.88	2.25	1.42	1048444
5/8 16	22600	1049453	1049516	7.00	2.67	4.52	3.85	7.03	2.94	1.75	1048453

4:1 Design Factor.



6

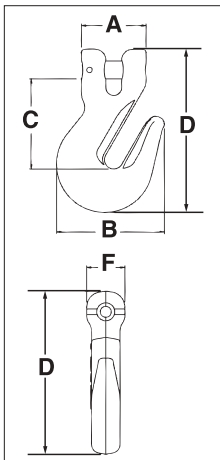
A-1358



- Forged alloy steel — Quenched & Tempered.
- Individually Proof Tested to 2-1/2 times the Working Load Limit with certification.
- Each hook has a Product Identification Code (PIC) for material traceability, along with the size and the name Crosby.
- Suitable for use with Grade 100 and Grade 80 chain.
- Fatigue rated to 20,000 cycles at 1-1/2 times the Working Load Limit.

APPLICATION AND WARNING INFORMATION
SECTION 17

L-1358



A/L-1358 Grab Hook

Chain Size (in) (mm)	Working Load Limit (lb)	A-1358 Stock No.	L-1358 Stock No.	Weight Each (lb)	Dimensions (in)					S-4338 Replacement Latch Kit Stock No.
					A	B	C	D	F	
1/4 7	4300	1049610	1049605	1.00	1.72	2.54	2.20	3.88	.88	1048426
5/16 8	5700	1049629	1049614	.99	1.72	2.54	2.18	3.88	.88	1048426
3/8 10	8800	1049638	1049623	1.80	1.85	3.09	2.58	4.69	1.09	1048435
1/2 13	15000	1049647	1049634	3.92	2.39	3.83	3.28	5.88	1.42	1048444
5/8 16	22600	1049656	1049643	7.00	2.67	4.52	3.85	7.03	1.75	1048453

4:1 Design Factor.

