

Fehr
SINCE 1857



RIGGING
HARDWARE





HENRY FEHR

Starting in 1857 with Henry Fehr's vision of International Trade, the Fehr family has built a solid 160 year history of doing business with honesty and integrity. Now, with fourth generation members of the Fehr family still providing that vision, we continue to build a world-wide reputation for bringing quality, integrity, and value to the markets we serve.

With our experienced staff focused on understanding these markets, buyers who exhibit a constant vigilance demanding quality products, and a culture that encourages our employees to build on our reputation, you can count on Fehr to offer quality products at competitive pricing with excellent service in an increasingly demanding marketplace.

In today's market, where the ability to research your options is as easy as it has ever been, why not turn to a Company that delivers on its promises? Fehr's depth of experience is evident each time you contact us. We're certain you'll feel that our knowledge is your strength.

So whether you are trying us for the first time or have a long history with us, our pledge to you remains the same. We will provide you with the quality you need, the pricing to keep you competitive, and with a service level of shipping your order complete, correct, and on time each and every time.

| | |
|---------------------------------|--------------|
| Cable & Wire Rope | 2-16 |
| Cable | 2 |
| Wire Rope | 5 |
| Guy Strand | 7 |
| Cable Assemblies & Steel Slings | 9 |
| Fittings | 10 |
| Cable Adjusters | 16 |
| Chain | 17-22 |
| Welded | 17 |
| Stainless Steel | 18 |
| Utility | 19 |
| Binders | 20 |
| Alloy Lifting Products | 21 |
| Pump Lifting Products | 22 |
| Tools | 23-29 |
| Cutters | 23 |
| Swagers | 24 |
| Chain & Bolt Cutters | 25 |
| Beam Clamp | 26 |
| Perforated Angle | 27 |
| Grips | 28 |
| Polyester Slings | 30-32 |
| Tuflex® Round Slings | 30 |
| Stage Slings | 31 |
| Tuff-Edge® II Flat Web Slings | 32 |
| Blocks & Pulleys | 33-37 |
| Blocks & Sheaves | 33 |
| Pulleys | 34 |
| Winches | 36 |
| Anchors | 38 |
| Painted | 38 |
| Galvanized | 38 |
| Turnbuckles | 39-42 |
| Hot Galvanized | 39 |
| Stainless Steel | 42 |


| | |
|--------------------------------|--------------|
| Connectors | 43-47 |
| Quick Links | 43 |
| Swivels | 44 |
| S-Hooks | 46 |
| Snap Hooks | 46 |
| Spring Hooks | 47 |
| Hooks | 48-49 |
| Slip | 48 |
| Grab | 48 |
| Hoist | 49 |
| Shackles | 50-52 |
| Screw Pin Anchor | 50 |
| Domestic Screw Pin Anchor | 50 |
| Chain | 51 |
| Safety | 51 |
| Commercial Grade | 51 |
| Stainless Steel | 52 |
| Eyebolts | 53-54 |
| Hot Galvanized | 53 |
| Machinery | 54 |
| Fasteners | 55-59 |
| Eye Lag Screws | 55 |
| J-Lag Hooks | 55 |
| Screws | 56 |
| Bolts & Nuts | 56 |
| Anchors | 58 |
| Nails | 59 |
| Lubricants | 60-61 |
| Multi-purpose | 61 |
| Penetrants | 61 |
| Food Grade | 61 |
| Cable Railing Hardware | 62 |
| Garage Door Hardware | 63 |
| Custom Cable Assemblies | 64 |
| Full Index | 65-66 |




FEHR CABLE AND WIRE ROPE IS INDEPENDENT LAB CERTIFIED AND MEETS THE PERFORMANCE REQUIREMENTS OF APPLICABLE FEDERAL SPECIFICATION RR-W-410.

GALVANIZED CABLE

| Part # | Diameter | Type | Breaking Strength (Lbs) | Wt (Lbs)/1,000 Ft |
|---------|----------|--------|-------------------------|-------------------|
| 2G1062 | 1/16" | 1 x 7 | 480 | 10 |
| 2G7047 | 3/64" | 7 x 7 | 270 | 5 |
| 2G7062 | 1/16" | 7 x 7 | 480 | 8 |
| 2G7078 | 5/64" | 7 x 7 | 650 | 12 |
| 2G7093 | 3/32" | 7 x 7 | 920 | 16 |
| 2G7125 | 1/8" | 7 x 7 | 1,700 | 28 |
| 2G7156 | 5/32" | 7 x 7 | 2,600 | 46 |
| 2G7187 | 3/16" | 7 x 7 | 3,700 | 64 |
| 2G7250 | 1/4" | 7 x 7 | 6,100 | 106 |
| 2G19047 | 3/64" | 1 x 19 | 375 | 6 |
| 2G19062 | 1/16" | 1 x 19 | 500 | 8 |
| 2G19078 | 5/64" | 1 x 19 | 800 | 14 |
| 2G19093 | 3/32" | 1 x 19 | 1,200 | 20 |
| 2G19125 | 1/8" | 1 x 19 | 2,100 | 37 |
| 2G9093 | 3/32" | 7 x 19 | 1,000 | 17 |
| 2G9125 | 1/8" | 7 x 19 | 2,000 | 29 |
| 2G9156 | 5/32" | 7 x 19 | 2,800 | 45 |
| 2G9187 | 3/16" | 7 x 19 | 4,200 | 65 |
| 2G9218 | 7/32" | 7 x 19 | 5,600 | 89 |
| 2G9250 | 1/4" | 7 x 19 | 7,000 | 111 |
| 2G9312 | 5/16" | 7 x 19 | 9,800 | 173 |
| 2G9375 | 3/8" | 7 x 19 | 14,400 | 243 |




1 x 7



7 x 7 - FLEXIBLE



1 x 19



7 x 19 - EXTRA FLEXIBLE

Small reels are boxed and labelled.



Large reels have sturdy wood flange.



- Standard reels in 7x7 and 7x19: 250', 500', 1,000', 2,500, 5,000'.
- Custom lengths and test certificates available. Call 800.431.3095 for details.

VINYL COATED GALVANIZED CABLE

| Part # | Cable Diameter | Finished Diameter | Type | Color | Breaking Strength (Lbs) | Wt (Lbs)/ 1,000 Ft |
|-------------|----------------|-------------------|--------|-------|-------------------------|--------------------|
| 2V7062-093 | 1/16" | 3/32" | 7 x 7 | Clear | 480 | 12 |
| 2V7093-187 | 3/32" | 3/16" | 7 x 7 | Clear | 920 | 28 |
| 2V7125-187 | 1/8" | 3/16" | 7 x 7 | Clear | 1,700 | 44 |
| 2VB7125-187 | 1/8" | 3/16" | 7 x 7 | Black | 1,700 | 44 |
| 2VR7125-187 | 1/8" | 3/16" | 7 x 7 | Red | 1,700 | 44 |
| 2VR9125-187 | 1/8" | 3/16" | 7 x 19 | Red | 2,000 | 46 |
| 2V9187-250 | 3/16" | 1/4" | 7 x 19 | Clear | 4,200 | 88 |
| 2V9250-312 | 1/4" | 5/16" | 7 x 19 | Clear | 7,000 | 135 |
| 2V9312-375 | 5/16" | 3/8" | 7 x 19 | Clear | 9,800 | 224 |



- Additional colors available by special order. Call 800.431.3095 for details.

NYLON COATED GALVANIZED CABLE

| Part # | Cable Diameter | Finished Diameter | Type | Color | Breaking Strength (Lbs) | Wt (Lbs)/ 1,000 Ft |
|-------------|----------------|-------------------|--------|-------|-------------------------|--------------------|
| 2N7062-093 | 1/16" | 3/32" | 7 x 7 | Clear | 480 | 12 |
| 2N9125-187 | 1/8" | 3/16" | 7 x 19 | Clear | 2,000 | 44 |
| 2NB125-187 | 1/8" | 3/16" | 7 x 19 | Black | 2,000 | 44 |
| 2N9187-250 | 3/16" | 1/4" | 7 x 19 | Clear | 4,200 | 79 |
| 2NB187-250 | 3/16" | 1/4" | 7 x 19 | Black | 4,200 | 79 |
| 2NB9250-312 | 1/4" | 5/16" | 7 x 19 | Black | 7,000 | 120 |



- Additional colors available by special order. Call 800.431.3095 for details.

BLACK COATED GALVANIZED CABLE

| Part # | Diameter | Type | Breaking Strength (Lbs) | Wt (Lbs)/ 1,000 Ft |
|---------|----------|--------|-------------------------|--------------------|
| 2G7B062 | 1/16" | 7 x 7 | 480 | 8 |
| 2G9B093 | 3/32" | 7 x 19 | 1,050 | 18 |
| 2G9B125 | 1/8" | 7 x 19 | 2,000 | 29 |
| 2G9B156 | 5/32" | 7 x 19 | 2,800 | 45 |
| 2G9B187 | 3/16" | 7 x 19 | 4,200 | 65 |
| 2G9B250 | 1/4" | 7 x 19 | 7,000 | 111 |
| 2G9B312 | 5/16" | 7 x 19 | 9,800 | 173 |
| 2G9B375 | 3/8" | 7 x 19 | 14,400 | 243 |




Black coating masks cable from sight in lighting, sound and scenery applications.





STAINLESS STEEL CABLE - TYPE 304

| Part # | Diameter | Type | Breaking Strength (Lbs) | Wt (Lbs)/ 1,000 Ft |
|--------|----------|--------|-------------------------|--------------------|
| 2S1062 | 1/16" | 1 x 7 | 480 | 10 |
| 2S7047 | 3/64" | 7 x 7 | 270 | 4 |
| 2S7062 | 1/16" | 7 x 7 | 480 | 8 |
| 2S7093 | 3/32" | 7 x 7 | 920 | 16 |
| 2S7125 | 1/8" | 7 x 7 | 1,700 | 28 |
| 2S7187 | 3/16" | 7 x 7 | 3,700 | 63 |
| 2S9093 | 3/32" | 7 x 19 | 920 | 17 |
| 2S9125 | 1/8" | 7 x 19 | 1,760 | 29 |
| 2S9156 | 5/32" | 7 x 19 | 2,400 | 45 |
| 2S9187 | 3/16" | 7 x 19 | 3,700 | 65 |
| 2S9250 | 1/4" | 7 x 19 | 6,400 | 110 |
| 2S9312 | 5/16" | 7 x 19 | 9,000 | 173 |
| 2S9375 | 3/8" | 7 x 19 | 12,000 | 243 |



Versatile and widely used. Provides good resistance to moderately acidic or caustic environments.



STAINLESS STEEL CABLE - TYPE 316

| Part # | Diameter | Type | Breaking Strength (Lbs) | Wt (Lbs)/ 1,000 Ft |
|---------|----------|--------|-------------------------|--------------------|
| 2T19125 | 1/8" | 1 x 19 | 1,780 | 40 |
| 2T19156 | 5/32" | 1 x 19 | 2,800 | 60 |
| 2T19187 | 3/16" | 1 x 19 | 4,000 | 77 |
| 2T9125 | 1/8" | 7 x 19 | 1,530 | 29 |
| 2T9187 | 3/16" | 7 x 19 | 3,210 | 65 |
| 2T9250 | 1/4" | 7 x 19 | 5,600 | 110 |
| 2T9312 | 5/16" | 7 x 19 | 8,200 | 173 |
| 2T9375 | 3/8" | 7 x 19 | 11,000 | 243 |




Superior resistance to corrosion and oxidation. Recommended for use in marine and salt water environments.


- Standard reels in 7x7 and 7x19: 250', 500', 1,000', 2,500', 5,000'
 - Custom lengths and test certificates available. Call 800.431.3095 for details.

BRIGHT STEEL CENTER WIRE ROPE - IWRC EIPS RRL

| Part # | Diameter | Type | Breaking Strength (Lbs) | Wt (Lbs)/ 100 Ft |
|----------|----------|--------|-------------------------|------------------|
| BW19S250 | 1/4" | 6 x 19 | 6,800 | 12 |
| BW19S312 | 5/16" | 6 x 19 | 10,540 | 18 |
| BW19S375 | 3/8" | 6 x 19 | 15,100 | 26 |
| BW25S500 | 1/2" | 6 x 25 | 26,600 | 46 |
| BW25S625 | 5/8" | 6 x 25 | 41,200 | 72 |
| BW25S750 | 3/4" | 6 x 25 | 58,800 | 104 |
| BW25S875 | 7/8" | 6 x 25 | 79,600 | 142 |
| BW25S100 | 1" | 6 x 25 | 103,400 | 185 |



6 x 19




6 x 25

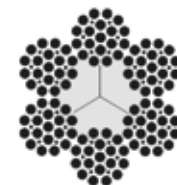
- Additional types and dimensions available. Call 800.431.3095 for details.

BRIGHT WIRE ROPE - FC IPS RRL

| Part # | Diameter | Type | Breaking Strength (Lbs) | Wt (Lbs)/ 100 Ft |
|----------|----------|--------|-------------------------|------------------|
| BW19F187 | 3/16" | 6 x 19 | 3,100 | 6 |
| BW19F250 | 1/4" | 6 x 19 | 5,480 | 11 |
| BW19F312 | 5/16" | 6 x 19 | 8,520 | 16 |
| BW19F375 | 3/8" | 6 x 19 | 12,200 | 24 |
| BW19F437 | 7/16" | 6 x 19 | 16,540 | 32 |
| BW25F500 | 1/2" | 6 x 25 | 21,400 | 42 |
| BW25F625 | 5/8" | 6 x 25 | 33,400 | 66 |
| BW25F750 | 3/4" | 6 x 25 | 47,600 | 95 |



6 x 19




6 x 25

- Additional types and dimensions available. Call 800.431.3095 for details.

GALVANIZED WIRE ROPE - IWRC EIPS RRL


| Part # | Diameter | Type | Breaking Strength (Lbs) | Wt (Lbs)/ 100 Ft |
|----------|----------|--------|-------------------------|------------------|
| GW25S500 | 1/2" | 6 x 25 | 24,000 | 46 |
| GW25S625 | 5/8" | 6 x 25 | 37,000 | 72 |
| GW25S750 | 3/4" | 6 x 25 | 53,000 | 104 |



6 x 25

STAINLESS STEEL WIRE ROPE - TYPE 304, IWRC IPS RRL

| Part # | Diameter | Type | Breaking Strength (Lbs) | Wt (Lbs)/ 100 Ft |
|----------|----------|--------|-------------------------|------------------|
| SW19S437 | 7/16" | 6 x 19 | 16,300 | 35 |
| SW19S500 | 1/2" | 6 x 19 | 22,800 | 46 |
| SW25S625 | 5/8" | 6 x 25 | 35,000 | 72 |
| SW25S750 | 3/4" | 6 x 25 | 49,600 | 104 |



6 x 19


- FC: Fiber Core Center / IWRC: Independent Wire Rope Center / IPS: Improved Plow Steel / EIPS: Extra Improved Plow Steel / RRL: Right Regular Lay

| 800.431.3095



ROTATION RESISTANT BRIGHT WIRE ROPE

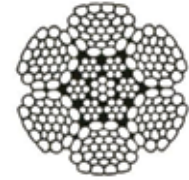
| Part # | Diameter | Type | Breaking Strength (Lbs) | Wt (Lbs)/ 100 Ft |
|----------|----------|--------|-------------------------|------------------|
| BW19N375 | 3/8" | 19 x 7 | 11,180 | 25 |
| BW19N500 | 1/2" | 19 x 7 | 19,700 | 45 |
| BW19N625 | 5/8" | 19 x 7 | 30,600 | 72 |
| BW19N750 | 3/4" | 19 x 7 | 43,600 | 102 |



▲
The construction of this wire rope reduces rotation under load.

GALVANIZED DOUBLE SWAGED WIRE ROPE IWRC EIPS RRL

| Part # | Diameter | Type | Breaking Strength (Lbs) | Wt(Lbs)/ 100 Ft |
|------------|----------|--------|-------------------------|-----------------|
| GSDW26S375 | 3/8" | 6 x 26 | 20,400 | 34 |
| GSDW26S500 | 1/2" | 6 x 26 | 34,000 | 62 |
| GSDW26S625 | 5/8" | 6 x 26 | 54,000 | 96 |



- IWRC: Independent Wire Rope Center, EIPS: Extra Improved Plow Steel, RRL: Right Regular Lay

LEFT LAY GALVANIZED CABLE

| Part # | Diameter | Type | Breaking Strength (Lbs) | Wt (Lbs)/ 1,000 Ft |
|----------|----------|--------|-------------------------|--------------------|
| 2G9125LH | 1/8" | 7 x 19 | 2,000 | 29 |
| 2G9156LH | 5/32" | 7 x 19 | 2,800 | 45 |

Left Lay Cable is stranded in the opposite direction from standard cable.



LEFT LAY **RIGHT LAY**

- Standard reels: 250', 500', 1,000', 5,000'
- Custom lengths and test certificates available. Call 800.431.3095 for details.

ZN-AL COATED STEEL CABLE

| Part # | Diameter | Type | Breaking Strength (Lbs) | Wt(Lbs)/ 1,000 Ft |
|---------|----------|--------|-------------------------|-------------------|
| 2ZA7125 | 1/8" | 7 x 7 | 1,700 | 28 |
| 2ZA7187 | 3/16" | 7 x 19 | 3,700 | 64 |
| 2ZA9250 | 1/4" | 7 x 19 | 7,000 | 111 |
| 2ZA9312 | 5/16" | 7 x 19 | 9,800 | 173 |
| 2ZA9375 | 3/8" | 7 x 19 | 14,400 | 243 |



▲
Two to three times the corrosion protection of hot dip galvanizing.

- Standard reels in 7x7 and 7x19: 250', 500', 1,000', 5,000'
- Custom lengths and test certificates available. Call 800.431.3095 for details.

FEHR GUY STRAND MEETS ASTM A-475 SPECIFICATION AND IS CLASS A GALVANIZED.

GUY STRAND - EHS (EXTRA HIGH STRENGTH)

| Part # | Diameter | Type | Breaking Strength (Lbs) | Coil Size (Ft) | Wt (Lbs)/Ft |
|---------|----------|-------|-------------------------|----------------|-------------|
| 2G1E187 | 3/16" | 1 x 7 | 3,990 | 250 | 0.07 |
| 2G1E250 | 1/4" | 1 x 7 | 6,650 | 250 | 0.12 |
| 2G1E312 | 5/16" | 1 x 7 | 11,200 | 200 | 0.21 |
| 2G1E375 | 3/8" | 1 x 7 | 15,400 | 150 | 0.25 |
| 2G1E437 | 7/16" | 1 x 7 | 20,800 | -- | 0.40 |
| 2G1E500 | 1/2" | 1 x 7 | 26,900 | -- | 0.52 |



- Guy Strand is 7 strand, left hand lay.
- Coils installed in a safety dispenser. Reels available in 500', 1,000', 5,000' and custom lengths. Call 800.431.3095 for details.

GUY STRAND - COMMON GRADE

| Part # | Diameter | Type | Breaking Strength (Lbs) | Coil Size (Ft) | Wt (Lbs)/Ft |
|---------------|----------|-------|-------------------------|----------------|-------------|
| 2G1C125-00250 | 1/8" | 1 x 7 | 540 | 250 | 0.03 |
| 2G1C187-00250 | 3/16" | 1 x 7 | 1,150 | 250 | 0.07 |
| 2G1C250-00250 | 1/4" | 1 x 7 | 1,900 | 250 | 0.12 |
| 2G1C312-00250 | 5/16" | 1 x 7 | 3,200 | 250 | 0.20 |



- Guy Strand is 7 strand, left hand lay.

GUY STRAND SPLICES

| Part # | Strand Size | Wt (Lbs)/Ea |
|--------|-------------|-------------|
| GSS187 | 3/16" | 0.40 |
| GSS250 | 1/4" | 0.51 |
| GSS312 | 5/16" | 0.80 |
| GSS375 | 3/8" | 1.20 |

Splice two pieces of like strand.



Terminate overhead or down guy wire, universal bale design.



GUY STRAND TENSIONERS


| Part # | Strand Size | Wt (Lbs)/Ea |
|--------|-------------|-------------|
| GST187 | 3/16" | 0.45 |
| GST250 | 1/4" | 0.56 |
| GST312 | 5/16" | 1.20 |
| GST375 | 3/8" | 1.53 |

NOTE: Guy Strand Splices and Tensioners are rated to hold a minimum of 90% RBS (Rated Breaking Strength) for strand use. For use with 1 x 7 EHS Guy Strand only.



GALVANIZED DEAD ENDS

| Part # | Strand Size | Breaking Strength (Lbs) | Color | Pcs/Carton | Wt (Lbs)/Ea |
|--------|-------------|-------------------------|--------|------------|-------------|
| TG187 | 3/16" | 3,990 | Red | 100 | 0.15 |
| TG250 | 1/4" | 6,650 | Yellow | 100 | 0.25 |
| TG312 | 5/16" | 11,200 | Black | 50 | 0.55 |
| TG375 | 3/8" | 15,400 | Orange | 50 | 0.90 |



PREFORMED LINE PRODUCTS

The connection you can count on. **MADE IN USA**

GALVANIZED PLP TREE-GRIP™ DEAD-ENDS

| Part # | Strand Size | Breaking Strength (Lbs) | Color | Pcs/Carton | Wt (Lbs)/Ea |
|-----------|-------------|-------------------------|--------|------------|-------------|
| TG187-PLP | 3/16" | 3,990 | Red | 100 | 0.15 |
| TG250-PLP | 1/4" | 6,650 | Yellow | 100 | 0.25 |
| TG312-PLP | 5/16" | 11,200 | Black | 50 | 0.55 |
| TG375-PLP | 3/8" | 15,400 | Orange | 50 | 0.90 |



GALVANIZED PLP BIG-GRIP DEAD-ENDS

| Part # | Strand Size | Breaking Strength (Lbs) | Color | Pcs/Carton | Wt (Lbs)/Ea |
|--------|-------------|-------------------------|--------|------------|-------------|
| BG250 | 1/4" | 6,650 | Yellow | 50 | 0.54 |
| BG312 | 5/16" | 11,200 | Black | 50 | 0.86 |
| BG375 | 3/8" | 15,400 | Orange | 25 | 1.40 |
| BG437 | 7/16" | 20,800 | Green | 25 | 1.88 |
| BG500 | 1/2" | 26,900 | Blue | 20 | 3.15 |

PLP END SLEEVES

| Part # | Strand Size | Wt (Lbs)/Ea |
|--------|-------------|-------------|
| ES250 | 1/4" | 0.06 |
| ES312 | 5/16" | 0.06 |
| ES375 | 3/8" | 0.06 |
| ES437 | 7/16" | 0.07 |
| ES500 | 1/2" | 0.08 |



LIGHTING RESTRAINT CABLES

| Part # | Finish | Snap Size | Length |
|-----------|-----------------|-----------|--------|
| 39250-30 | Galvanized | 1/4" | 30" |
| 39312-18 | Galvanized | 5/16" | 18" |
| 39312-18B | Black | 5/16" | 18" |
| 39312-30 | Galvanized | 5/16" | 30" |
| 39312-30B | Black | 5/16" | 30" |
| 39312-30S | Stainless Steel | 5/16" | 30" |
| 39312-30W | White | 5/16" | 30" |

Lighting Restraint Cables are constructed of 1/8" 7x7 Cable, No. 2450 Spring Hooks at one end and plain loops at the other.



39312-30W

- Custom assemblies available by special order. Call 800.431.3095 for details.

Can be attached to fixtures to keep them from falling when primary method of attachment fails.



39312-30



39312-30B

THIMBLE EYE STEEL SLINGS

| Part # | Size x Length (Ft) | Rated Capacity (Lbs) | | Wt (Lbs)/ Each |
|--|--------------------|----------------------|--------|----------------|
| | | Vertical | Basket | |
| 7 x 19 Galvanized Cable Slings | | | | |
| TCS375X1.5 | 3/8" x 1-1/2 | 2,700 | 5,400 | 1.23 |
| TCS375X02.5 | 3/8" x 2-1/2 | 2,700 | 5,400 | 1.70 |
| TCS375X05 | 3/8" x 5 | 2,700 | 5,400 | 2.10 |
| TCS375X10 | 3/8" x 10 | 2,700 | 5,400 | 3.35 |
| TCS375X20 | 3/8" x 20 | 2,700 | 5,400 | 5.75 |
| TCS375X30 | 3/8" x 30 | 2,700 | 5,400 | 7.80 |
| TCS375X50 | 3/8" x 50 | 2,700 | 5,400 | 13.60 |
| 6 x 19 IWRC Galvanized Wire Rope Slings | | | | |
| TCS500X05 | 1/2" x 5 | 4,600 | 9,200 | 3.82 |
| TCS500X10 | 1/2" x 10 | 4,600 | 9,200 | 6.20 |
| TCS500X20 | 1/2" x 20 | 4,600 | 9,200 | 10.70 |
| TCS500X30 | 1/2" x 30 | 4,600 | 9,200 | 15.30 |





AN THIMBLES - ZINC PLATED

| Part # | Cable Size | Dealer Pack | Bulk | Wt (Lbs)/ 100 Pcs |
|--------|-------------|-------------|-------|----------------------|
| TAN062 | 1/16"-5/64" | 100 | 1,000 | 0.15 |
| TAN093 | 3/32"-1/8" | 100 | 1,000 | 0.46 |
| TAN156 | 5/32" | 100 | 1,000 | 0.66 |
| TAN187 | 3/16" | 100 | 1,000 | 0.98 |
| TAN250 | 1/4" | 100 | 500 | 1.80 |
| TAN312 | 5/16" | 100 | 500 | 4.00 |
| TAN375 | 3/8" | 100 | 500 | 7.70 |



STANDARD DUTY THIMBLES - GALVANIZED

| Part # | Cable Size | Dealer Pack | Bulk | Wt (Lbs)/ 100 Pcs |
|--------|------------|-------------|-------|----------------------|
| TSD125 | 1/8" | 100 | 2,000 | 3.02 |
| TSD187 | 3/16" | 100 | 2,000 | 3.16 |
| TSD250 | 1/4" | 100 | 2,000 | 3.75 |
| TSD312 | 5/16" | 100 | 1,000 | 4.00 |
| TSD375 | 3/8" | 100 | 1,000 | 6.25 |
| TSD500 | 1/2" | 10 | 500 | 12.00 |
| TSD625 | 5/8" | 1 | 200 | 33.10 |
| TSD750 | 3/4" | 1 | 100 | 52.00 |



HEAVY DUTY THIMBLES - GALVANIZED

| Part # | Cable Size | Dealer Pack | Bulk | Wt (Lbs)/ 100 Pcs |
|--------|------------|-------------|-------|----------------------|
| THD187 | 3/16" | 100 | 1,000 | 3.60 |
| THD250 | 1/4" | 100 | 1,000 | 6.20 |
| THD312 | 5/16" | 100 | 500 | 11.47 |
| THD375 | 3/8" | 50 | 250 | 24.00 |
| THD500 | 1/2" | 50 | 125 | 46.00 |
| THD625 | 5/8" | 10 | 25 | 69.00 |
| THD750 | 3/4" | 10 | 25 | 151.00 |
| THD875 | 7/8" | 1 | 25 | 178.00 |
| THD100 | 1" | 1 | 10 | 253.00 |



AN STAINLESS STEEL THIMBLES - TYPE 304

| Part # | Cable Size | Pcs/Pack | Bulk | Wt (Lbs)/Ea |
|---------|------------|----------|-------|-------------|
| STAN062 | 1/16" | 1 | 1,000 | 0.0015 |
| STAN125 | 1/8" | 1 | 1,000 | 0.0046 |

**STANDARD DUTY STAINLESS STEEL THIMBLES - TYPE 304**

| Part # | Cable Size | Pcs/Pack | Wt (Lbs)/Ea |
|----------|------------|----------|-------------|
| STH125SD | 1/8" | 1 | 0.005 |
| STH156SD | 5/32" | 1 | 0.005 |
| STH187SD | 3/16" | 1 | 0.015 |
| STH250SD | 1/4" | 1 | 0.025 |
| STH312SD | 5/16" | 1 | 0.040 |
| STH375SD | 3/8" | 1 | 0.055 |
| STH500SD | 1/2" | 1 | 0.094 |
| STH625SD | 5/8" | 1 | 0.187 |
| STH750SD | 3/4" | 1 | 0.312 |

HEAVY DUTY STAINLESS STEEL THIMBLES - TYPE 304

| Part # | Cable Size | Pcs/Pack | Wt (Lbs)/Ea |
|----------|------------|----------|-------------|
| STH250HD | 1/4" | 1 | 0.040 |
| STH312HD | 5/16" | 1 | 0.115 |
| STH375HD | 3/8" | 1 | 0.220 |
| STH500HD | 1/2" | 1 | 0.480 |
| STH625HD | 5/8" | 1 | 0.680 |





FEHR GALVANIZED WIRE ROPE CLIPS MEET THE PERFORMANCE REQUIREMENTS OF APPLICABLE FEDERAL SPECIFICATION FF-C-450.

WIRE ROPE CLIPS - MALLEABLE ELECTROGALVANIZED

| Part # | Cable Size | Minimum Clips Required | Dealer Pack | Bulk | Wt (Lbs)/ 100 Pcs |
|---------|------------|------------------------|-------------|-------|-------------------|
| WRCG062 | 1/16" | 3 | 100 | 1,500 | 2.20 |
| WRCG125 | 1/8" | 3 | 100 | 1,250 | 3.60 |
| WRCG187 | 3/16" | 3 | 100 | 750 | 6.40 |
| WRCG250 | 1/4" | 3 | 100 | 400 | 12.00 |
| WRCG312 | 5/16" | 3 | 100 | 300 | 14.00 |
| WRCG375 | 3/8" | 3 | 100 | 250 | 22.00 |
| WRCG437 | 7/16" | 4 | 100 | -- | 24.00 |
| WRCG500 | 1/2" | 4 | 100 | -- | 38.00 |
| WRCG625 | 5/8" | 4 | 50 | 100 | 60.00 |
| WRCG750 | 3/4" | 5 | 25 | 50 | 80.00 |
| WRCG875 | 7/8" | 5 | 25 | 50 | 128.00 |
| WRCG100 | 1" | 6 | 25 | 50 | 148.00 |



▲
Ideal for fencing, hand rails, animal runs, and other applications that do not sustain overhead loads.

WIRE ROPE CLIPS - DROP FORGED GALVANIZED

| Part # | Cable Size | Minimum Clips Required | Dealer Pack | Bulk | Wt (Lbs)/ 100 Pcs |
|--------------|------------|------------------------|-------------|------|-------------------|
| WRCDF125 | 1/8" | 2 | 10 | 500 | 6 |
| WRCDF125-USA | 1/8" | 2 | 1 | -- | 6 |
| WRCDF187 | 3/16" | 2 | 10 | 500 | 10 |
| WRCDF187-USA | 3/16" | 2 | 1 | -- | 10 |
| WRCDF250 | 1/4" | 2 | 10 | 300 | 20 |
| WRCDF250-USA | 1/4" | 2 | 1 | -- | 20 |
| WRCDF312 | 5/16" | 2 | 10 | 200 | 30 |
| WRCDF375 | 3/8" | 2 | 10 | 125 | 50 |
| WRCDF437 | 7/16" | 2 | 10 | 80 | 70 |
| WRCDF500 | 1/2" | 3 | 10 | 80 | 75 |
| WRCDF625 | 5/8" | 3 | 10 | 50 | 100 |
| WRCDF750 | 3/4" | 4 | 10 | 50 | 150 |
| WRCDF875 | 7/8" | 4 | 10 | 25 | 220 |
| WRCDF100 | 1" | 5 | 10 | 25 | 250 |



DOUBLE SADDLE GRIP WIRE ROPE CLIP - DROP FORGED GALVANIZED

| Part # | Cable Size | Minimum Clips Required | Wt (Lbs)/Ea |
|--------|------------|------------------------|-------------|
| FG250 | 1/4" | 2 | 0.25 |
| FG312 | 5/16" | 2 | 0.27 |
| FG375 | 3/8" | 2 | 0.27 |
| FG500 | 1/2" | 3 | 0.55 |



Double saddle clips are galvanized to resist corrosion, design allows for quick installation and disassembly.

STAINLESS STEEL WIRE ROPE CLIPS - TYPE 304 PRECISION CAST

| Part # | Trade Size | Cable Size | Minimum Clips Required | Wt (Lbs)/Ea |
|---------|------------|------------|------------------------|-------------|
| SWRC062 | 2 mm | 1/16" | 3 | 0.02 |
| SWRC093 | 3 mm | 3/32" | 3 | 0.03 |
| SWRC125 | 4 mm | 1/8" | 3 | 0.04 |
| SWRC187 | 5 mm | 3/16" | 3 | 0.08 |
| SWRC250 | 6 mm | 1/4" | 3 | 0.09 |
| SWRC312 | 8 mm | 5/16" | 3 | 0.18 |
| SWRC375 | 10 mm | 3/8" | 3 | 0.34 |
| SWRC500 | 12 mm | 1/2" | 4 | 0.51 |
| SWRC625 | 16 mm | 5/8" | 4 | 0.87 |
| SWRC750 | 19 mm | 3/4" | 5 | 1.06 |



Type 304 stainless steel wire rope clips offer the corrosion resistance and durability needed in high chloride or high moisture environments.

STAINLESS STEEL WIRE ROPE CLIPS - TYPE 316 PRECISION CAST

| Part # | Cable Size | Minimum Clips Required | Wt (Lbs)/Ea |
|--------------|------------|------------------------|-------------|
| SWRC125-T316 | 1/8" | 3 | 0.06 |
| SWRC187-T316 | 3/16" | 3 | 0.10 |
| SWRC250-T316 | 1/4" | 3 | 0.18 |
| SWRC312-T316 | 5/16" | 3 | 0.27 |
| SWRC375-T316 | 3/8" | 3 | 0.45 |
| SWRC500-T316 | 1/2" | 4 | 0.71 |
| SWRC625-T316 | 5/8" | 4 | 1.00 |



Type 316 stainless steel wire rope clips offer higher corrosion resistance to salt water applications than type 304.



ALUMINUM SLEEVES

| Part # | Cable Size | Dealer Pack | Bulk | Wt (Lbs)/ 100 Pcs |
|--------|------------|-------------|-------|----------------------|
| ASL062 | 1/16" | 100 | 1,000 | 0.25 |
| ASL078 | 5/64" | 100 | 1,000 | 0.16 |
| ASL093 | 3/32" | 100 | 1,000 | 0.33 |
| ASL125 | 1/8" | 100 | 1,000 | 0.63 |
| ASL156 | 5/32" | 100 | 1,000 | 0.84 |
| ASL187 | 3/16" | 100 | 1,000 | 1.55 |
| ASL250 | 1/4" | 100 | 1,000 | 2.53 |
| ASL312 | 5/16" | 100 | 1,000 | 4.60 |
| ASL375 | 3/8" | 100 | 1,000 | 5.92 |
| ASL500 | 1/2" | 1 | -- | 18.00 |

When properly crimped, will hold the rated breaking strength of the cable.



COPPER SLEEVES

| Part # | Cable Size | Dealer Pack | Bulk | Wt (Lbs)/ 100 Pcs |
|--------|------------|-------------|-------|----------------------|
| CSL047 | 3/64" | 100 | 1,000 | 0.17 |
| CSL062 | 1/16" | 100 | 1,000 | 0.26 |
| CSL093 | 3/32" | 100 | 1,000 | 0.62 |
| CSL125 | 1/8" | 100 | 1,000 | 1.65 |
| CSL156 | 5/32" | 100 | -- | 2.26 |
| CSL187 | 3/16" | 100 | 1,000 | 5.31 |
| CSL250 | 1/4" | 100 | -- | 7.65 |
| CSL312 | 5/16" | 100 | -- | 12.46 |
| CSL375 | 3/8" | 100 | -- | 15.87 |
| CSL500 | 1/2" | 1 | -- | 40.00 |

Copper sleeves work with galvanized and stainless steel cable.



COPPER SLEEVES - ZINC PLATED

| Part # | Cable Size | Dealer Pack | Bulk | Wt (Lbs)/ 100 Pcs |
|----------|------------|-------------|-------|----------------------|
| ZPCSL062 | 1/16" | 100 | 1,000 | 0.30 |
| ZPCSL093 | 3/32" | 100 | 1,000 | 0.75 |
| ZPCSL125 | 1/8" | 100 | 1,000 | 1.72 |
| ZPCSL187 | 3/16" | 100 | 1,000 | 5.22 |
| ZPCSL250 | 1/4" | 100 | -- | 8.00 |
| ZPCSL312 | 5/16" | 1 | -- | 14.00 |
| ZPCSL375 | 3/8" | 1 | -- | 17.60 |
| ZPCSL500 | 1/2" | 1 | -- | 39.00 |

Works well with stainless steel cable.



STAINLESS STEEL SLEEVES - TYPE 316

| Part # | Cable Size | Wt (Lbs)/ 100 Pcs |
|-------------|------------|----------------------|
| SSL062-T316 | 1/16" | 0.25 |
| SSL093-T316 | 3/32" | 0.27 |
| SSL125-T316 | 1/8" | 0.64 |
| SSL187-T316 | 3/16" | 2.50 |
| SSL250-T316 | 1/4" | 4.25 |
| SSL312-T316 | 5/16" | 6.00 |

Thin wall
for easier
swaging.



ALUMINUM STOPS

| Part # | Cable Size | Dealer Pack | Bulk | Wt (Lbs)/ 100 Pcs |
|--------|------------|-------------|-------|----------------------|
| AST062 | 1/16" | 100 | 1,000 | 0.12 |
| AST078 | 5/64" | 100 | 1,000 | 0.10 |
| AST093 | 3/32" | 100 | 1,000 | 0.28 |
| AST125 | 1/8" | 100 | 1,000 | 0.25 |
| AST156 | 5/32" | 100 | 1,000 | 0.44 |
| AST187 | 3/16" | 100 | 1,000 | 0.38 |
| AST250 | 1/4" | 100 | 1,000 | 1.90 |
| AST312 | 5/16" | 1 | -- | 1.60 |

Stops are
bevelled
on one side
for ease of
assembly.



COPPER STOPS

| Part # | Cable Size | Dealer Pack | Bulk | Wt (Lbs)/ 100 Pcs |
|--------|------------|-------------|-------|----------------------|
| CST047 | 3/64" | 100 | 1,000 | 0.10 |
| CST062 | 1/16" | 100 | 1,000 | 0.22 |
| CST093 | 3/32" | 100 | 1,000 | 0.81 |
| CST125 | 1/8" | 100 | 1,000 | 0.72 |
| CST156 | 5/32" | 100 | -- | 1.10 |
| CST187 | 3/16" | 100 | -- | 1.10 |
| CST250 | 1/4" | 100 | -- | 5.90 |
| CST312 | 5/16" | 100 | -- | 5.50 |
| CST375 | 3/8" | 100 | -- | 4.60 |



KWIC-LOCT™

| Part # | Cable Size | Minimum* Load (Lbs) | WLL (Lbs) | Pcs/Pk | Wt (Lbs)/Ea |
|--------|------------|---------------------|-----------|--------|-------------|
| KL50 | 3/64" | 5 | 35 | 50 | 0.05 |
| KL75 | 1/16" | 10 | 75 | 50 | 0.05 |
| KL100 | 3/32" | 25 | 150 | 100 | 0.05 |
| KL150 | 1/8" | 25 | 250 | 50 | 0.13 |
| KL200 | 3/16" | 50 | 640 | 10 | 0.35 |
| KL600 | 1/4" | 50 | 1,100 | 10 | 0.47 |
| KV100 | 3/32" | 25 | 150 | 10 | 0.20 |

* Minimum initial load for locking mechanism to engage.



KV100

GRIPPLE PLUS

| Part # | Description | Cable Size | WLL (Lbs) | Wt (Lbs)/Ea |
|----------|---------------------|---------------|-----------|-------------|
| GPLUS-SM | Gripple Plus Small | 1/16" - 5/64" | 660 | 0.04 |
| GPLUS-M | Gripple Plus Medium | 3/32" - 1/8" | 880 | 0.05 |
| GPLUS-L | Gripple Plus Large | 5/32" | 1320 | 0.07 |



GRIPPLE TORQ TENSIONING TOOL

| Part # | Ratio | Length | Wt (Lbs)/Ea |
|---------|-------|--------|-------------|
| GT-TOOL | 6:1 | 17" | 3.00 |



ADJUSTMENT CLIPS - ZINC PLATED

| Part # | Size | Pcs/Pack | Wt (Lbs)/Ea |
|--------|------|----------|-------------|
| CLIP3 | 2.5" | 650 | 0.09 |



CABLE LOCKS

| Part # | Cable Size | WLL (Lbs) | Wt (Lbs)/Ea |
|--------------|------------|-----------|-------------|
| CABLELOCK062 | 1/16" | 60 | 0.08 |
| CABLELOCK125 | 1/8" | 250 | 0.10 |



FEHR CHAIN MEETS THE INDUSTRY NACM STANDARD.

GRADE 30 PROOF COIL CHAIN

| Self Colored Part # | Zinc Plated Part # | Galvanized Part # | Size | WLL (Lbs) | Ft/Full Drum | Ft/Half Drum | Ft/Pail | Wt (Lbs)/Ft |
|---------------------|--------------------|-------------------|-------|-----------|--------------|--------------|---------|-------------|
| 12B125 | -- | -- | 1/8" | 375 | 1,000 | -- | -- | 0.20 |
| 12B187 | 12E187 | 12H187 | 3/16" | 800 | 1,500 | 750 | 250 | 0.40 |
| 12B250 | 12E250 | 12H250 | 1/4" | 1,300 | 800 | 400 | 133 | 0.68 |
| 12B312 | 12E312 | 12H312 | 5/16" | 1,900 | 550 | 275 | 92 | 1.20 |
| 12B375 | 12E375 | 12H375 | 3/8" | 2,650 | 400 | 200 | 66 | 1.70 |
| 12B500 | 12E500 | 12H500 | 1/2" | 4,500 | 200 | 100 | 35 | 2.70 |
| -- | -- | 12H625 | 5/8" | 6,900 | 150 | 75 | -- | 4.06 |
| -- | -- | 12H750 | 3/4" | 10,600 | 100 | 50 | -- | 6.00 |

- Grade 30 chain can be cut to length.



SELF COLORED



ZINC PLATED



GALVANIZED

GRADE 43 HIGH TEST CHAIN

| Self Colored Part # | Galvanized Part # | Size | WLL (Lbs) | Ft/Full Drum | Ft/Half Drum | Ft/Pail | Wt (Lbs)/Ft |
|---------------------|-------------------|-------|-----------|--------------|--------------|---------|-------------|
| 14B250 | 14H250 | 1/4" | 2,600 | 800 | 400 | 133 | 0.66 |
| 14B312 | 14H312 | 5/16" | 3,900 | 550 | 275 | 92 | 1.16 |
| 14B375 | 14H375 | 3/8" | 5,400 | 400 | 200 | 66 | 1.82 |
| 14B500 | 14H500 | 1/2" | 9,200 | 200 | 100 | 35 | 2.99 |

- Grade 43 chain can be cut to length.



SELF COLORED



GALVANIZED

GALVANIZED MOORING CHAIN

| Part # | Size | WLL (Lbs) | Ft/Full Drum | Wt (Lbs)/Ft |
|-------------|------|-----------|--------------|-------------|
| 15M375-0400 | 3/8" | 4,050 | 400 | 1.33 |
| 15M500-0200 | 1/2" | 6,900 | 200 | 2.20 |
| 15M625-0150 | 5/8" | 9,750 | 150 | 3.70 |



Grade 40 High Test Mooring Chain with long-link design allows easy shackle hook-up.

- Minimum orders apply. Call 800.431.3095 for details and availability.



GRADE 70 TRANSPORT CHAIN - YELLOW ZINC CHROMATE FINISH

| Part # | Size | WLL (Lbs) | Ft/Full Drum | Ft/Half Drum | Ft/Pail | Wt (Lbs)/Ft |
|--------|-------|-----------|--------------|--------------|---------|-------------|
| 17G250 | 1/4" | 3,150 | 800 | 400 | 100 | 0.78 |
| 17G312 | 5/16" | 4,700 | 550 | 275 | 100 | 0.95 |
| 17G375 | 3/8" | 6,600 | 400 | 200 | 100 | 1.78 |
| 17G500 | 1/2" | 11,300 | 200 | 100 | -- | 2.13 |



- Fehr Grade 70 Transport Chain is anodized with yellow zinc chromate for easy identification.
- Meets DOT, CCMTA & CVSA for truck tie down usage.
- Grade 70 chain can be cut to length.

GRADE 80 ALLOY CHAIN - SELF COLORED

| Part # | Size | WLL (Lbs) | Ft/Full Drum | Ft/Half Drum | Ft/Pail | Wt (Lbs)/Ft |
|--------|-------|-----------|--------------|--------------|---------|-------------|
| 18S250 | 9/32" | 3,500 | 800 | 400 | 100 | 0.76 |
| 18S375 | 3/8" | 7,100 | 400 | 200 | 100 | 1.52 |
| 18S500 | 1/2" | 12,000 | 200 | 100 | -- | 2.50 |
| 18S625 | 5/8" | 18,100 | 150 | 75 | -- | 3.10 |



- Use only Grade 80 Alloy Chain and fittings for overhead lifting.
- Grade 80 chain can be cut to length.

DECK CHAIN - GRADE 80 ALLOY

| Part # | Size | Length/Ft | WLL (Lbs) | Wt (Lbs)/Ft |
|------------|------|-----------|-----------|-------------|
| TAC500X003 | 1/2" | 3 | 12,000 | 6.00 |
| TAC500X005 | 1/2" | 5 | 12,000 | 10.00 |



STAINLESS STEEL CHAIN - TYPE 316, HIGH STRENGTH

| Part # | Size | WLL (Lbs) | Ft/Full Drum | Ft/Half Drum | Ft/Pail | Wt (Lbs)/Ft |
|---------|-------|-----------|--------------|--------------|---------|-------------|
| SSPC125 | 1/8" | 500 | 1,000 | 500 | 100 | 0.22 |
| SSPC187 | 3/16" | 1,200 | 1,000 | 500 | 100 | 0.45 |
| SSPC250 | 1/4" | 2,000 | 800 | 400 | 100 | 0.65 |
| SSPC312 | 5/16" | 2,800 | 550 | 275 | 100 | 0.97 |
| SSPC375 | 3/8" | 3,550 | 400 | 200 | 100 | 1.67 |
| SSPC500 | 1/2" | 6,500 | 200 | 100 | Per Ft | 2.25 |
| SSPC625 | 5/8" | 9,800 | 150 | -- | Per Ft | 4.10 |
| SSPC750 | 3/4" | 15,000 | 50 | -- | Per Ft | 5.30 |
| SSPC100 | 1" | 23,250 | 60 | -- | Per Ft | 9.24 |



- Stainless steel chain can be cut to length.

DOUBLE LOOP CHAIN

| Part # | Description | Finish | WLL (Lbs) | Pack | Wt (Lbs)/Ea |
|-------------|--------------|---------------|-----------|--------|-------------|
| EGDL4X100 | #4 x 100 Ft | Zinc Plated | 70 | Carton | 6 |
| EGDL3X200 | #3 x 200 Ft | Zinc Plated | 90 | Reel | 13 |
| EGDL2X200 | #2 x 200 Ft | Zinc Plated | 115 | Reel | 16 |
| EGDL1X100 | #1 x 100 Ft | Zinc Plated | 155 | Carton | 10 |
| EGDL2-0X250 | 2/0 x 250 Ft | Zinc Plated | 255 | Carton | 43 |
| SDL3X100 | #3 x 100 Ft | 304 Stainless | 90 | Carton | 7 |
| SDL1X100 | #1 x 100 Ft | 304 Stainless | 155 | Carton | 9 |
| SDL2-0X100 | 2/0 x 100 Ft | 304 Stainless | 255 | Carton | 17 |

**STRAIGHT LINK CHAIN**

| Part # | Description | Finish | WLL (Lbs) | Pack | Wt (Lbs)/Ea |
|--------------|----------------------|-------------|-----------|--------|-------------|
| EGSLC2/0X100 | 2/0 x 100 Ft Coil | Zinc Plated | 520 | Carton | 28 |
| EGSLM4X100 | #4 x 100 Ft Machine | Zinc Plated | 215 | Carton | 12 |
| EGSLM2X100 | #2 x 100 Ft Machine | Zinc Plated | 325 | Carton | 19 |
| EGSLM2/0X100 | 2/0 x 100 Ft Machine | Zinc Plated | 545 | Carton | 31 |



COIL



MACHINE

SINGLE JACK CHAIN

| Part # | Description | Finish | WLL (Lbs) | Pack | Wt (Lbs)/Ea |
|------------|--------------|---------------|-----------|--------|-------------|
| EGSJ16X250 | #16 x 250 Ft | Zinc Plated | 10 | Reel | 8 |
| EGSJ12X250 | #12 x 250 Ft | Zinc Plated | 29 | Reel | 25 |
| EGSJ10X250 | #10 x 250 Ft | Zinc Plated | 43 | Reel | 38 |
| EGSJ8X250 | #8 x 250 Ft | Zinc Plated | 60 | Reel | 50 |
| SSJ14X100 | #14 x 100 Ft | 304 Stainless | 16 | Carton | 5 |
| SSJ12X100 | #12 x 100 Ft | 304 Stainless | 29 | Carton | 9 |

**SASH CHAIN**

| Part # | Description | Finish | WLL (Lbs) | Pack | Wt (Lbs)/Ea |
|--------------|--------------|---------------|-----------|--------|-------------|
| EGSASH35X100 | #35 x 100 Ft | Zinc Plated | 105 | Reel | 6 |
| EGSASH8X500 | #8 x 500 Ft | Zinc Plated | 75 | Carton | 20 |
| SASH9BAG | #8 x 4.5 Ft | Zinc Plated | 75 | Bag | 20 |
| SASH16BAG | #8 x 8 Ft | Zinc Plated | 75 | Bag | 20 |
| SSSASH35X100 | #35 x 100 Ft | 304 Stainless | 105 | Reel | 6 |

**PASSING LINK CHAIN**

| Part # | Description | Finish | WLL (Lbs) | Pack | Wt (Lbs)/Ea |
|-------------|--------------|-------------|-----------|--------|-------------|
| EGPL4-0X100 | 4/0 x 100 Ft | Zinc Plated | 600 | Carton | 43 |





FEHR LOAD BINDERS MEET DOT, CCMTA AND CVSA REQUIREMENTS FOR TRUCK TIE DOWN USAGE.

LOAD BINDERS

| Part # | Size | Type | Chain Size/Grade | WLL (Lbs) | Wt (Lbs)/Ea |
|-----------|--------------|---------|----------------------|-----------|-------------|
| LBNDR250 | 1/4" | Lever | 1/4" G30, 1/4" G43 | 2,600 | 3 |
| LBNDR375 | 5-16" - 3/8" | Lever | 5/16" G 70, 3/8" G43 | 5,400 | 8 |
| LBNDR500 | 3/8" - 1/2" | Lever | 3/8" G 70, 1/2" G43 | 9,200 | 16 |
| RLBNDR375 | 5-16" - 3/8" | Ratchet | 5/16" G70, 3/8" G43 | 5,400 | 11 |
| RLBNDR500 | 3/8" - 1/2" | Ratchet | 3/8" G70, 1/2" G43 | 9,200 | 12 |
| RLBNDR625 | 1/2" - 5/8" | Ratchet | 1/2" G70, 5/8" G43 | 13,000 | 16 |

Ratchet type



Lever type



BINDER CHAINS

| Part # | Size | Type | Chain | WLL (Lbs) | Wt (Lbs)/Ea |
|--------------|------------|-------------------|---------------|-----------|-------------|
| HTTC375X16 | 3/8" x 16' | Clevis Grab Hooks | G43 High Test | 5,400 | 25 |
| HTTC375X20 | 3/8" x 20' | Clevis Grab Hooks | G43 High Test | 5,400 | 31 |
| G7TC375X16FT | 3/8" x 16' | Clevis Grab Hooks | G70 Transport | 6,600 | 27 |
| G7TC375X20 | 3/8" x 20' | Clevis Grab Hooks | G70 Transport | 6,600 | 32 |

High Test with zinc plated clevis grab hooks.



Grade 70 Transport with yellow dichromate finish for easy identification.



GRADE 80 HAMMERLOCKS

| Part# | Size | Finish | WLL (Lbs) | Wt/Ea |
|-------|------|---------|-----------|-------|
| HL281 | 1/4" | Painted | 3,250 | 0.25 |
| HL375 | 3/8" | Painted | 7,100 | 1.00 |
| HL500 | 1/2" | Painted | 12,000 | 2.00 |
| HL625 | 5/8" | Painted | 18,000 | 3.00 |

- Stainless Steel Hammerlocks available by special order. Call 800.431.3095 for details.



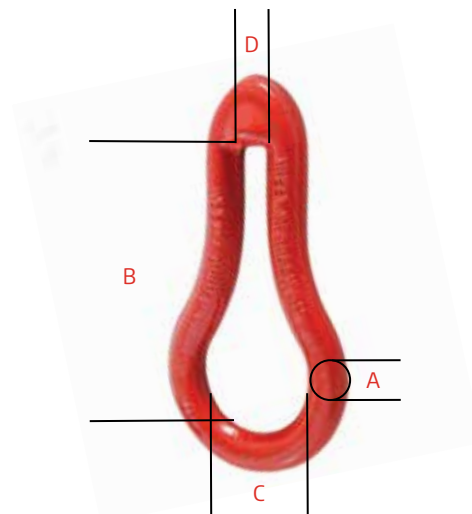
FORGED ALLOY OVAL RINGS

| Part # | Size | Finish | WLL (Lbs) | Wt/Ea |
|--------|------|---------|-----------|-------|
| ML500 | 1/2" | Painted | 4,100 | 0.89 |
| ML625 | 5/8" | Painted | 5,500 | 1.52 |
| ML750 | 3/4" | Painted | 8,600 | 2.14 |



ALLOY GRAB LINKS

| Part # | Chain Size | Size (A) | Inside Length (B) | Inside Width (C) | Throat Opening (D) | Finish | WLL (Lbs) | Wt (Lbs)/Ea |
|-------------|------------|----------|-------------------|------------------|--------------------|---------|-----------|-------------|
| KEYHOOK | 1/4"-1/2" | 3/4" | 5-1/2" | 2-1/4" | 9/16" | Painted | 7,300 | 4.00 |
| KEYHOOK-625 | 5/8" | 1" | 7-1/2" | 3-7/16" | 7/8" | Painted | 18,100 | 9.20 |
| KEYHOOK-750 | 3/4" | 1-3/8" | 11-1/4" | 6" | 1-1/8" | Painted | 28,300 | 14.30 |
| KEYHOOK-100 | 1" | 1-3/4" | 13-3/4" | 7" | 1-1/2" | Painted | 47,700 | 26.70 |



Alloy Chains - p. 18
Alloy Hooks - p. 49

GRAB LINK ASSEMBLIES - TYPE 316

| Single Leg Part# | Double Leg Part# | Chain Size | Chain WLL (Lbs) | Shackle Size | Shackle WLL (Lbs) | Grab Link WLL (Lbs) |
|------------------|------------------|------------|-----------------|--------------|-------------------|---------------------|
| PLAS250 | PLAD250 | 1/4" | 2,000 | 5/16" | 1,375 | 7,300 |
| PLAS312 | PLAD312 | 5/16" | 2,800 | 3/8" | 2,365 | 7,300 |
| PLAS375 | PLAD375 | 3/8" | 3,550 | 1/2" | 3,400 | 7,300 |
| PLAS500 | PLAD500 | 1/2" | 6,500 | 5/8" | 5,500 | 7,300 |
| PLAS625 | PLAD625 | 5/8" | 9,800 | 3/4" | 7,700 | 18,100 |
| PLAS750 | PLAD750 | 3/4" | 15,000 | 7/8" | 8,000 | 28,300 |
| PLAS100 | PLAD100 | 1" | 23,250 | 1-1/8" | 12,000 | 47,700 |

SINGLE LEG



DOUBLE LEG



SINGLE LEG CHAIN SLING - TYPE 316

| Part# | Chain Size | Chain WLL (Lbs) | Shackle Size | Shackle WLL (Lbs) | Overall Length (Ft) |
|-----------|------------|-----------------|--------------|-------------------|---------------------|
| PLSB250X1 | 1/4" | 2,000 | 5/16" | 1,375 | 1 |
| PLSB312X1 | 5/16" | 2,800 | 3/8" | 2,365 | 1 |
| PLSB375X1 | 3/8" | 3,550 | 1/2" | 3,400 | 1 |
| PLSB500X1 | 1/2" | 6,500 | 5/8" | 5,500 | 1 |
| PLSB625X1 | 5/8" | 9,800 | 3/4" | 7,700 | 1 |
| PLSB750X1 | 3/4" | 15,000 | 7/8" | 8,000 | 1 |
| PLSB100X1 | 1" | 23,250 | 1-1/8" | 12,000 | 1 |



DOUBLE LEG CHAIN SLING - TYPE 316

| Part# | Chain Size | Chain WLL (Lbs) | Shackle Size | Shackle WLL (Lbs) | Overall Length (Ft) |
|-----------|------------|-----------------|--------------|-------------------|---------------------|
| PLDB250X2 | 1/4" | 2,000 | 5/16" | 1,375 | 2 |
| PLDB312X2 | 5/16" | 2,800 | 3/8" | 2,365 | 2 |
| PLDB375X2 | 3/8" | 3,550 | 1/2" | 3,400 | 2 |
| PLDB500X2 | 1/2" | 6,500 | 5/8" | 5,500 | 2 |
| PLDB625X2 | 5/8" | 9,800 | 3/4" | 7,700 | 2 |
| PLDB750X2 | 3/4" | 15,000 | 7/8" | 8,000 | 2 |
| PLDB100X2 | 1" | 23,250 | 1-1/8" | 12,000 | 2 |



- Grab Link Assemblies and Chain Slings are custom made. Call 800.431.3095 for details.

HIT® CABLE & WIRE ROPE CUTTERS

| Part # | Description | Length | Cable Size | Wt (Lbs)/Ea |
|---------|---------------------|--------|-------------|-------------|
| TRC8 | HWC8 Cable Cutter | 8" | 1/64"-3/16" | 0.75 |
| THWC9* | HWC9 Cable Cutter | 13" | 1/8"-11/32" | 1.80 |
| THWC12* | HWC12 Cable Cutter | 20" | 1/8"-1/2" | 3.80 |
| THWC16* | HWC16 Cable Cutter | 26" | 1/8"-5/8" | 6.20 |
| TWRC21B | Bench Mount Cutter | 21" | 1/8"-3/8" | 11.00 |
| TRC450 | RC-450 Cable Cutter | 18" | 1/8"-3/8" | 3.60 |
| TRC800 | RC-800 Cable Cutter | 32" | 1/8"-5/8" | 9.10 |

*Replacement blades are available.

TRC8



THWC16



TWRC21B



TRC450



FELCO® CABLE & WIRE ROPE CUTTERS

| Part # | Description | Length | Cable Size | Wt (Lbs)/Ea |
|--------|-------------------------|--------|-------------|-------------|
| TFC7 | Felco C-7 Cable Cutter | 8" | 1/64"-3/16" | 0.75 |
| TFC9 | Felco C-9 Cable Cutter | 13" | 1/8"-1/4" | 1.87 |
| TFC12 | Felco C-12 Cable Cutter | 23" | 1/8"-3/8" | 4.75 |
| TFC16 | Felco C-16 Cable Cutter | 23" | 1/8"-5/8" | 6.00 |

TFC7



TFC9



TFC16



TFC12



HIT® GUY WIRE CUTTER

| Part # | Description | Length | Max. Cable Size | Wt (Lbs)/Ea |
|-----------|-----------------|--------|-----------------|-------------|
| TH22-GC30 | Guy Wire Cutter | 30" | 3/8" | 9.25 |



TH22-GC30

HIT® CABLE SWAGERS

| Part # | Description | Length | Cable Size | Wt (Lbs)/Ea |
|------------|-----------------------|--------|----------------------------------|-------------|
| TSW031-062 | 3 Cavity Mini Swager | 9" | 1/32", 3/64", 1/16" | 0.75 |
| THSC350 | 3 Cavity Swager | 17" | 1/16", 3/32", 1/8" | 3.50 |
| THSC600 | 5 Cavity Swager | 23" | 1/16", 3/32", 1/8", 5/32", 3/16" | 5.50 |
| THSC600B | 5 Cavity Bench Swager | 22.5" | 1/16", 3/32", 1/8", 5/32", 3/16" | 5.60 |
| THS1000 | 3 Cavity Swager | 30" | 5/32", 1/4", 5/16" | 19.00 |
| TSW375 | 1 Cavity Swager | 36" | 3/8" | 14.50 |



TSW031-062



THSC350



THSC600



THSC600B



THS1000



TSW375

SWAGING TOOLS **MADE IN USA**

| Part # | Description | Length | Cable Size | Wt (Lbs)/Ea |
|--------|---------------------------|--------|----------------------------------|-------------|
| 1SC | Multi Cavity Swager | 26" | 1/16", 3/32", 1/8", 5/32", 3/16" | 6.50 |
| 1BSC | Bench Multi Cavity Swager | 22.5" | 1/16", 3/32", 1/8", 5/32", 3/16" | 6.60 |
| 1SC-3 | 3 Cavity Hand Swager | 17" | 3/32", 1/8", 3/16" | 6.00 |
| L-250 | Single Cavity Hand Swager | 28" | 1/4" | 5.50 |
| TGA-1P | Go-No Go Gauge | 3.5" | 1/16", 3/32", 1/8", 5/32", 3/16" | 0.16 |
| TGA-2P | Go-No Go Gauge | 3.5" | 3/16", 7/32", 1/4", 5/16" | 0.13 |



1SC



L-250



1SC-3



1BSC



TGA-1P



TGA-2P

SWAGING KITS

| Part # | Description | Swager | Cutter | Fittings | Case | Length | Wt (Lbs)/Ea |
|---------------|--------------------|---------|----------|----------|------------|--------|-------------|
| TSWAGEKIT | 5 Cavity | HSC-600 | RC-8 | Aluminum | Metal Case | 24" | 22.50 |
| 1SCKIT | 5 Cavity | 1SC | FELCO C7 | Aluminum | Metal Case | 24" | 24.20 |
| 1SCKIT-COPPER | 5 Cavity | 1SC | FELCO C7 | Copper | Metal Case | 24" | 29.50 |
| THSC600KIT | 5 Cavity | HSC-600 | RC-8 | Aluminum | Soft Bag | 25" | 17.40 |
| TS600BOX | Metal Case Only | -- | -- | -- | -- | 24" | 12.70 |
| TS600BAG | Polyester Tool Bag | -- | -- | -- | -- | 25" | 3.65 |

- Swaging tool in kits will crimp 1/16", 3/32", 1/8", 5/32", 3/16" fittings.

Includes case, swager, cutter, no-go gauge, 100 pcs ea 1/16", 3/32", 1/8", 5/32", 3/16" sleeves, 100 pcs ea 3/32", 1/8" stops.



TSWAGEKIT

Same components as TSWAGEKIT in a soft tool bag.



THSC600KIT

HIT® CHAIN & BOLT CUTTERS

| Part # | Description | Length | Cuts Up To | Wt (Lbs)/Ea |
|------------|----------------------------|--------|----------------|-------------|
| TH22-CC24P | HIT Chain Cutter | 24" | 3/8" Non-Alloy | 6.3 |
| TH22-CC42P | HIT Chain Cutter | 42" | 1/2" Non-Alloy | 20.0 |
| TH22-BC24H | HIT Center Cut Bolt Cutter | 24" | 3/8" | 5.5 |



TH22-CC24P



TH22-CC42P



TH22-BC24H

RONAN™ CUTTER & ACCESSORIES

| Part # | Description | Quantity | Wt (Lbs)/Ea |
|----------|----------------------------|----------|-------------|
| RON401 | 3-7/8" Ronan Multi-Cut | 1 | 1.33 |
| RON40178 | Replacement Blades for 401 | 3 | 0.10 |
| RON40278 | Stainless Blades for 401 | 3 | 0.17 |
| RON601 | Ronan Tool Sheath | 1 | 0.32 |



RON401



RON40178



RON40278



RON601

DIGITAL ELECTRONIC CALIPER

| Part # | Description | Size Range | Wt (Lbs)/Ea |
|---------|------------------------------|------------|-------------|
| CALIPER | Measures in metric or inches | 0" - 6" | 0.25 |

Has a 6"/150mm measuring range, 0.0005"/0.01mm resolution and a stainless steel frame for long life.



BEAM CLAMPS

| Part # | Safe Working Load (Tons) | Fits Beam Widths | Wt (lbs)/Ea |
|--------|--------------------------|------------------|-------------|
| LMBC-1 | 1 | 3" - 9" | 9 |
| LMBC-2 | 2 | 3" - 9" | 11 |
| LMBC-3 | 3 | 3.2" - 12.6" | 23 |

Fits wide range of beam sizes. Rugged all steel construction, and black finish.



ROPE & CABLE METER

| Part # | Model | Capacity | Wt (Lbs)/Ea |
|--------|----------|--------------|-------------|
| TM1410 | No. 1410 | 1/64" - 7/8" | 6 |

Measures up to 9,999 ft., maximum speed of 1,000 ft/min.



- Metric model is available by request. Call 800.431.3095 for details.

COIR TWINE

| Part # | Strength | Capacity (Lbs) |
|-------------|---------------|----------------|
| COIRTWINE | Regular | 75 - 85 |
| COIRTWINEHS | High-Strength | 85 - 100 |

Very coarse, 100% natural coconut husk, biodegradable.



- Seasonal order. Call 800.431.3095 to preorder.

W HOP CLIPS & APPLICATOR

| Part # | Wt (Lbs)/Ea |
|-------------------|-------------|
| W-HOPCLIP | 0.01 |
| W-HOPCLIP-TOOL | 2.80 |
| W-HOPCLIP-TOOLTIP | 0.55 |




HIGH STRENGTH 80,000 PSI PAINTED ANGLE **MADE IN USA**

| Part # | Gauge | Description | Color | Bulk | Dealer Pack | Wt (Lbs)/Ea |
|--------------|-------|----------------------|-------|------|-------------|-------------|
| PERF12-8.25W | 12 | 1-1/4 x 1-1/4 x 8'3" | White | 320 | 10 | 5.80 |
| PERF12-8.25P | 12 | 1-1/4 x 1-1/4 x 8'3" | Gray | 320 | 10 | 5.80 |

Powder coated in gray or white. Cut with angle shear or chop saw.



Holes are 1" on center.



HOT DIPPED GALVANIZED PERFORATED ANGLE **MADE IN USA**

| Part # | Gauge | Description | Color Code | Bulk | Half Pack | Dealer Pack | Wt (Lbs)/Ea |
|-------------|-------|---------------------|------------|------|-----------|-------------|-------------|
| PERF12-8 | 12 | 1-1/4 x 1-1/4 x 8' | Yellow | 200 | 100 | 10 | 5.60 |
| PERF12-10 | 12 | 1-1/4 x 1-1/4 x 10' | Yellow | 200 | 100 | 10 | 6.70 |
| PERF12X2-10 | 12 | 2 x 2 x 10' | Brown | 200 | 100 | 10 | 12.00 |
| PERF13-8 | 13 | 1-1/4 x 1-1/4 x 8' | Red | 200 | 100 | 10 | 4.40 |
| PERF14-10 | 14 | 1-1/4 x 1-1/4 x 10' | Green | 200 | 100 | 10 | 5.20 |
| PERF16-8 | 16 | 1-1/4 x 1-1/4 x 8' | Blue | 200 | 100 | 10 | 3.70 |

ANGLE SHEAR

| Part # | Description | Cuts Angle Up To | Wt (Lbs)/Ea |
|---------------|---|------------------|-------------|
| TRWAC-4 | Roper Whitney #4 Angle Cutter Includes Handle | 2" x 2" x 1/4" | 51.00 |
| TRWAC-4HANDLE | Roper Whitney #4 6 Ft. Replacement Handle | - | 22.00 |
| TRWACBLADE-B | Roper Whitney 2 Pc Base Blade | - | 0.40 |
| TRWACBLADE-S | Roper Whitney 1 Pc Shear Blade | - | 0.35 |
| THDPRO | HD Pro Angle Cutter | 2"x 2" 12 Gauge | 0.22 |



TRWAC-4



THDPRO



TRWACBLADE-B



TRWACBLADE-S


Fehr



For Professionals... Since 1857™

KLEIN GRIPS - CHICAGO™ MADE IN USA

| Part # | Minimum Cable Size | Maximum Cable Size | WLL (Lbs) | Wt (Lbs)/Ea |
|-----------|--------------------|--------------------|-----------|-------------|
| CP1613-30 | 0.080" | 0.200" | 1,500 | 1.50 |
| CP1613-40 | 0.120" | 0.370" | 4,500 | 3.00 |
| CP1659-20 | 0.200" | 0.420" | 4,500 | 3.00 |
| CP1692-5 | 0.218" | 0.550" | 8,000 | 6.40 |



CP1613-30



CP1613-40



CP1659-20



CP1692-5

KLEIN GRIPS - HAVEN™ MADE IN USA

| Part # | Minimum Cable Size | Maximum Cable Size | WLL (Lbs) | Wt (Lbs)/Ea |
|-------------|--------------------|--------------------|-----------|-------------|
| CP1604-20 | 0.125" | 0.500" | 5,000 | 2.08 |
| CP1604-20L* | 0.125" | 0.500" | 5,000 | 2.08 |
| CP1625-20* | 0.280" | 0.750" | 8,000 | 4.00 |

*With latch.



CP1604-20



CP1604-20L



CP1625-20

IMPORTED CABLE GRIPS

| Part # | Minimum Cable Size | Maximum Cable Size | WLL (Lbs) | Wt (Lbs)/Ea |
|------------------|--------------------|--------------------|-----------|-------------|
| WGRIP093-187 | 0.930" | 0.187" | 1,500 | 1.54 |
| WGRIP125-500 | 0.125" | 0.500" | 4,600 | 2.64 |
| WGRIP125-500-WL* | 0.125" | 0.500" | 4,600 | 3.30 |
| WGRIP156-875 | 0.156" | 0.875" | 4,400 | 3.09 |

*With latch.



WGRIP093-187



WGRIP156-875



WGRIP125-500



WGRIP125-500-WL



MAASDAM POW'R-PULL® MADE IN USA

| Part # | Description | Cable Lift (Ft) | Ratio | Wt (Lbs)/Ea |
|------------|--------------------|-----------------|-------|-------------|
| MAA144S-6 | 1 Ton Cable Puller | 12 | 15:1 | 7.60 |
| MAA144SB-6 | 2 Ton Cable Puller | 6 | 30:1 | 8.80 |



MAA144S-6



MAA144SB-6



THE TUFLEX® DIFFERENCE

TUFLEX® ROUNDSLINGS ARE ENDLESS SYNTHETIC SLINGS MADE FROM SKEINS (CONTINUOUS LOOPS OR HANKS) OF POLYESTER YARN COVERED BY DOUBLE WALLED TUBULAR JACKETS. **MADE IN THE USA.**



LIFTALL ROUND SLINGS

| Part # | Length | Color | Rated Capacities (Lbs) | | | Wt (Lbs)/Ea |
|----------|--------|--------|------------------------|--------|--------|-------------|
| | | | Vertical | Choker | Basket | |
| EN30X02 | 2' | Purple | 2,600 | 2,100 | 5,200 | 0.40 |
| EN30X03 | 3' | Purple | 2,600 | 2,100 | 5,200 | 0.60 |
| EN30X04 | 4' | Purple | 2,600 | 2,100 | 5,200 | 0.80 |
| EN30X06 | 6' | Purple | 2,600 | 2,100 | 5,200 | 1.20 |
| EN30X08 | 8' | Purple | 2,600 | 2,100 | 5,200 | 1.60 |
| EN30X10 | 10' | Purple | 2,600 | 2,100 | 5,200 | 2.00 |
| EN60X02 | 2' | Green | 5,300 | 4,200 | 10,600 | 0.60 |
| EN60X03 | 3' | Green | 5,300 | 4,200 | 10,600 | 0.90 |
| EN60X04 | 4' | Green | 5,300 | 4,200 | 10,600 | 1.20 |
| EN60X06 | 6' | Green | 5,300 | 4,200 | 10,600 | 1.80 |
| EN60X08 | 8' | Green | 5,300 | 4,200 | 10,600 | 2.40 |
| EN60X10 | 10' | Green | 5,300 | 4,200 | 10,600 | 3.00 |
| EN90X04 | 4' | Yellow | 8,400 | 6,700 | 16,800 | 2.00 |
| EN90X06 | 6' | Yellow | 8,400 | 6,700 | 16,800 | 3.00 |
| EN90X08 | 8' | Yellow | 8,400 | 6,700 | 16,800 | 4.00 |
| EN90X10 | 10' | Yellow | 8,400 | 6,700 | 16,800 | 5.00 |
| EN90X12 | 12' | Yellow | 8,400 | 6,700 | 16,800 | 6.00 |
| EN150X05 | 5' | Red | 13,200 | 10,600 | 26,400 | 4.00 |
| EN150X06 | 6' | Red | 13,200 | 10,600 | 26,400 | 4.80 |
| EN150X08 | 8' | Red | 13,200 | 10,600 | 26,400 | 6.40 |
| EN150X10 | 10' | Red | 13,200 | 10,600 | 26,400 | 8.00 |
| EN150X12 | 12' | Red | 13,200 | 10,600 | 26,400 | 9.60 |
| EN150X15 | 15' | Red | 13,200 | 10,600 | 26,400 | 12.00 |

- Additional types and sizes available. Call 800.431.3095 for details.

POLYESTER STAGE ROUNDSTINGS - BLACK

| Part # | Description | Length | Rated Capacities (Lbs) | | | Wt (Lbs)/Ea |
|------------|-------------|--------|------------------------|--------|--------|-------------|
| | | | Vertical | Choker | Basket | |
| NSE30X03B | EN30 | 3' | 2,600 | 2,100 | 5,200 | 0.60 |
| NSE30X06B | EN30 | 6' | 2,600 | 2,100 | 5,200 | 1.20 |
| NSE30X09B | EN30 | 9' | 2,600 | 2,100 | 5,200 | 1.80 |
| NSE60X1.5B | EN60 | 1.5' | 5,300 | 4,200 | 10,600 | 0.59 |
| NSE60X03B | EN60 | 3' | 5,300 | 4,200 | 10,600 | 0.90 |
| NSE60X04B | EN60 | 4' | 5,300 | 4,200 | 10,600 | 1.20 |
| NSE60X06B | EN60 | 6' | 5,300 | 4,200 | 10,600 | 1.80 |
| NSE60X08B | EN60 | 8' | 5,300 | 4,200 | 10,600 | 2.40 |
| NSE60X09B | EN60 | 9' | 5,300 | 4,200 | 10,600 | 2.70 |

Polyester slings are very strong and lightweight, ideal for suspension of stage, sound, and lighting equipment.



STEEFLEX POLYESTER ROUNDSTINGS - BLACK

| Part # | Description | Length | Rated Capacities in Lbs | | | Wt (Lbs)/Ea |
|---------------|-------------|--------|-------------------------|--------|--------|-------------|
| | | | Vertical | Choker | Basket | |
| NSE60X03B-GAC | EN60 | 3' | 5,300 | 4,200 | 10,600 | 2.00 |
| NSE60X04B-GAC | EN60 | 4' | 5,300 | 4,200 | 10,600 | 3.30 |
| NSE60X06B-GAC | EN60 | 6' | 5,300 | 4,200 | 10,600 | 4.00 |
| NSE60X09B-GAC | EN60 | 9' | 5,300 | 4,200 | 10,600 | 7.00 |

Made from galvanized steel cable in an endless configuration, encased in a double wall polyester jacket. Highly flexible and easy to use.





Tuff-Edge® II WEB SLINGS - SINGLE PLY

| Part # | Width | Length | Rated Capacities (Lbs) | | | Wt (Lbs)/Ea |
|-------------|-------|--------|------------------------|--------|--------|-------------|
| | | | Vertical | Choker | Basket | |
| EE1801TFX3 | 1" | 3' | 1,600 | 1,280 | 3,200 | 0.40 |
| EE1801TFX4 | 1" | 4' | 1,600 | 1,280 | 3,200 | 0.50 |
| EE1801TFX6 | 1" | 6' | 1,600 | 1,280 | 3,200 | 0.90 |
| EE1801TFX10 | 1" | 10' | 1,600 | 1,280 | 3,200 | 1.50 |
| EE1801TFX12 | 1" | 12' | 1,600 | 1,280 | 3,200 | 1.80 |
| EE1802TFX3 | 2" | 3' | 3,200 | 2,500 | 6,400 | 0.50 |
| EE1802TFX4 | 2" | 4' | 3,200 | 2,500 | 6,400 | 0.60 |
| EE1802TFX6 | 2" | 6' | 3,200 | 2,500 | 6,400 | 1.00 |
| EE1802TFX10 | 2" | 10' | 3,200 | 2,500 | 6,400 | 1.70 |
| EE1802TFX12 | 2" | 12' | 3,200 | 2,500 | 6,400 | 2.00 |

Tuff-Edge® II WEB SLINGS - TWO PLY

| Part # | Width | Length | Rated Capacities (Lbs) | | | Wt (Lbs)/Ea |
|-------------|-------|--------|------------------------|--------|--------|-------------|
| | | | Vertical | Choker | Basket | |
| EE2801TFX3 | 1" | 3' | 3,200 | 2,500 | 6,400 | 0.40 |
| EE2801TFX4 | 1" | 4' | 3,200 | 2,500 | 6,400 | 0.60 |
| EE2801TFX6 | 1" | 6' | 3,200 | 2,500 | 6,400 | 0.80 |
| EE2801TFX10 | 1" | 10' | 3,200 | 2,500 | 6,400 | 1.30 |
| EE2801TFX12 | 1" | 12' | 3,200 | 2,500 | 6,400 | 1.60 |
| EE2802TFX3 | 2" | 3' | 6,400 | 5,000 | 12,800 | 0.90 |
| EE2802TFX4 | 2" | 4' | 6,400 | 5,000 | 12,800 | 1.20 |
| EE2802TFX6 | 2" | 6' | 6,400 | 5,000 | 12,800 | 1.70 |
| EE2802TFX10 | 2" | 10' | 6,400 | 5,000 | 12,800 | 2.70 |
| EE2802TFX12 | 2" | 12' | 6,400 | 5,000 | 12,800 | 3.20 |



Tuff-Edge® II Polyester Web Slings are stronger and have better edge cut resistance. You can expect longer sling life and lower overall costs when you switch to Tuff-Edge® II slings. Resistance to the two properties that can rapidly degrade webbing, abrasion and edge cutting, is greatly improved with the use of Tuff-Edge® II webbing.

- Additional types and sizes available. Call 800.431.3095 for details.



BLOCKS - TYPE 305 STAINLESS STEEL

| Part # | Description | Sheave Diameter (mm) | WLL (Lbs) | Wt (Lbs)/Ea |
|----------|---|----------------------|-----------|-------------|
| S210-75 | Open Block - Single Sheave, Swivel Eye | 75 | 1,930 | 2.30 |
| S212-75 | Snatch Block - Single Sheave with Latch, Swivel Eye | 75 | 3,050 | 3.20 |
| S313-50 | Square Block - Single Sheave, Swivel Eye | 50 | 1,635 | 1.30 |
| S313-75 | Square Block - Single Sheave, Swivel Eye | 75 | 2,480 | 2.10 |
| S313-100 | Square Block - Single Sheave, Swivel Eye | 100 | 4,180 | 4.40 |
| S314-25 | Round Block - Single Sheave, Swivel Eye | 25 | 825 | 0.30 |
| S314-32 | Round Block - Single Sheave, Swivel Eye | 32 | 935 | 0.30 |
| S314-50 | Round Block - Single Sheave, Swivel Eye | 50 | 1,540 | 0.90 |
| S315-32 | Round Block - Double Sheave, Swivel Eye | 32 | 1,265 | 0.60 |
| S315-50 | Round Block - Double Sheave, Swivel Eye | 50 | 1,890 | 1.45 |



S210



S212



S313



S314



S315

SHEAVES - TYPE 304 STAINLESS STEEL

| Part # | Sheave Diameter (mm) | Bore Diameter (mm) | Wt (Lbs)/Ea |
|---------|----------------------|--------------------|-------------|
| SSHV50 | 50 | 10 | 0.31 |
| SSHV75 | 75 | 13 | 0.63 |
| SSHV100 | 100 | 17 | 1.22 |



Bronze bushings

YARDING BLOCKS - GALVANIZED

| Part # | Sheave Diameter | Wire Rope Diameter | WLL (Lbs) | Wt (Lbs)/Ea |
|--------|-----------------|--------------------|-----------|-------------|
| YB3 | 3" | 1/8" - 1/4" | 1.50 | 3.50 |
| YB4 | 4" | 1/4" - 3/8" | 3.00 | 5.50 |
| YB5 | 5" | 3/8" - 1/2" | 4.50 | 9.50 |
| YB6 | 6" | 3/8" - 9/16" | 6.00 | 16.50 |

Hot dipped galvanized for superior corrosion protection, grease fittings, roller bearings.



HAY FORK PULLEYS WITH SWIVEL EYE - GALVANIZED

| Part # | Sheave Diameter | Wire Rope Diameter | WLL (Tons) | Wt (Lbs)/Ea |
|--------|-----------------|--------------------|------------|-------------|
| HB4 | 4" | 1/2" | 1 | 6.00 |



PULLEYS

| Part # | Pulley Diameter | Bearing | Material | Pieces/Ctn | Wt (Lbs)/Ctn |
|-------------|-----------------|----------------|-----------|------------|--------------|
| PUL-2500 | 3-1/2" | Bearingless | Plastic | 50 | 37.50 |
| PUL-4500 | 3-1/2" | Bearingless | Cast Iron | 25 | 37.50 |
| PUL-4500WNB | 3-1/2" | Needle Bearing | Cast Iron | 25 | 58.00 |



PUL-2500



PUL-4500



PUL-4500WNB

SPLIT BRACKET PULLEYS

| Part # | Pulley Diameter | Pulley | Bracket | Pieces/Pack | Wt (Lbs)/Carton |
|----------------------------|-----------------|-------------|-----------------|-------------|-----------------|
| SPUL-1500 | 1-1/2" | Zinc Plated | Zinc Plated | 250 | 56 |
| SPUL-2500 | 2-1/2" | Zinc Plated | Zinc Plated | 100 | 60 |
| SPUL-2500WBRG (w/ bearing) | 2-1/2" | Zinc Plated | Zinc Plated | 50 | 29 |
| NP1500-SB | 1-7/8" | Nylon | Zinc Plated | 200 | 28 |
| NP1500-SBSS | 1-7/8" | Nylon | Stainless Steel | 200 | 28 |
| NP2500-SBSS | 2-1/2" | Nylon | Stainless Steel | 100 | 26 |



SPUL-1500



SPUL-2500WBRG



NP1500-SB



NP2500-SBSS



SPUL-2500



NP1500-SBSS

SWIVEL EYE PULLEYS

| Part # | Sheave Diameter | Pulley | Bracket | Pieces/Pack | Wt (Lbs)/Carton |
|-------------|-----------------|--------|-----------------|-------------|-----------------|
| NPUL-0750 | 7/8" | Nylon | Zinc Plated | 500 | 23 |
| NPUL-0750SS | 7/8" | Nylon | Stainless Steel | 500 | 21 |
| NPUL-1750 | 1-7/8" | Nylon | Zinc Plated | 200 | 33 |



NPUL-0750



NPUL-0750SS



NPUL-1750

BRAIDED SYNTHETIC CORD

| Part # | Diameter | Length | Wt (Lbs)/Ea | Breaking Strength (Lbs) |
|----------|----------|-----------|-------------|-------------------------|
| NR4X1000 | 1/8" | 1,000 Ft | 4.5 | 400 |
| NR6X1000 | 3/16" | 1,000 Ft. | 11.5 | 800 |

Low stretch, strong, and extremely durable white cord. Abrasion resistant and not affected by water, gas, grease, or oil.



CEILING WINCH

| Part # | Type | Capacity (Lbs) | Drum Capacity | Ratio | Wt (Lbs)/Ea |
|--------|------------|----------------|---------------|-------|-------------|
| HB5000 | Split Drum | 5,000 | 1/8" x 100 Ft | 90:1 | 23 |

Used for double pull applications, including poultry feed lines and nests. This winch can replace the work of two conventional winches.



WORM GEAR WINCHES

| Part # | Type | Capacity (Lbs) | Drum Capacity | Ratio | Wt (Lbs)/Ea |
|-----------|-------------|----------------|---------------|-------|-------------|
| WGW1500A | Single Drum | 1,500 | 1/8" x 57 Ft | 41:1 | 8.8 |
| WGW1500AB | Double Drum | 1,500 | 1/8" x 57 Ft | 41:1 | 8.9 |
| WGW2000A | Single Drum | 2,000 | 1/8" x 57 Ft | 41:1 | 9.0 |
| WGW2000AB | Double Drum | 2,000 | 1/8" x 57 Ft | 41:1 | 9.2 |



WGW1500A



WGW1500AB

HAND WINCHES

| Part # | Hub Diameter | Capacity (Lbs) | Drum Capacity | Ratio | Pieces/Ctn | Wt (Lbs)/Ea |
|----------|--------------|----------------|---------------|---------|------------|-------------|
| RW800 | 1" | 800 | 5/32" x 33 Ft | 3:2:1 | 12 | 4.0 |
| RW1000 | 1" | 1,000 | 5/32" x 33 Ft | 4:1:1 | 8 | 6.5 |
| RW1200 | 1" | 1,200 | 3/16" x 33 Ft | 4:1:1 | 8 | 7.0 |
| RW1200LH | 2" | 1,200 | 5/32" x 33 Ft | 4:1:1 | 8 | 7.2 |
| RW1400 | 1" | 1,400 | 3/16" x 33 Ft | 4:1 | 8 | 8.0 |
| RW2000 | 1" | 2,000 | 3/16" x 33 Ft | 4:1/8:1 | 4 | 10.0 |
| RW2500 | 1" | 2,500 | 3/16" x 33 Ft | 4:1/8:1 | 4 | 10.5 |

HAND WINCH - DUTTON LAINSON **MADE IN USA**

| Part # | Hub Diameter | Capacity (Lbs) | Drum Capacity | Ratio | Wt (Lbs)/Ea |
|----------|--------------|----------------|---------------|-------|-------------|
| DL1100 | 1" | 1,100 | 3/16" x 79 Ft | 3.7:1 | 6.0 |
| DL1300LH | 1-7/8" | 1,300 | 3/16" x 66 Ft | 3.7:1 | 6.6 |



GALVANIZED NO WRENCH EARTH ANCHORS - HELIX

| Part # | Length | Rod Diameter | Helix Diameter | Holding Strength (Lbs)* | | | Wt (Lbs)/Ea |
|------------|--------|--------------|----------------|-------------------------|---------|---------|-------------|
| | | | | Class 5 | Class 6 | Class 7 | |
| HELIX4-54 | 54" | 0.75" | 4" | 4,500 | 3,000 | 1,500 | 9.0 |
| HELIX6-66 | 66" | 0.75" | 6" | 6,500 | 5,000 | 2,500 | 12.0 |
| HELIX8-66 | 66" | 1.00" | 8" | 11,000 | 9,000 | 6,000 | 19.0 |
| HELIX10-66 | 66" | 1.25" | 10" | 13,000 | 10,000 | 7,000 | 28.8 |
| HELIX10-96 | 96" | 1.25" | 10" | 13,000 | 10,000 | 7,000 | 42.0 |

Soil classification:
 Class 5: Medium dense coarse sand and sandy gravels; stiff to very stiff silts and clay saprolites, residual soils.
 Class 6: Loose to medium dense fine to coarse sand; stiff clays & silts; dense hydraulic fills; residual soils.
 Class 7: Loose fine sands; Alluvium; loess; stiff and varied clays; flood plain soils; lake clays; adobe; gumbo; fill.

Auger anchors must be screwed deeply into the ground and installed in line with the direction of the guy load.



HELIX6-66



HELIX6-48

PAINTED NO WRENCH EARTH ANCHORS - HELIX

| Part # | Length | Rod Diameter | Helix Diameter | Finish | Holding Strength (Lbs)* | Wt (Lbs)/Ea |
|-----------|--------|--------------|----------------|---------|-------------------------|-------------|
| HELIX15-4 | 15" | 0.500" | 4" | Painted | 800 | 1.0 |
| HELIX30-4 | 30" | 0.500" | 4" | Painted | 2,400 | 2.0 |
| HELIX40-6 | 40" | 0.625" | 6" | Painted | 3,500 | 3.5 |
| HELIX6-48 | 48" | 0.625" | 6" | Painted | 4,000 | 7.0 |

*Holding strengths are approximate and depend on soil density and conditions.

FEHR FORGED TURNBUCKLES MEET THE PERFORMANCE REQUIREMENTS OF ASTM SPECIFICATION F1145-05, AND HAVE A MINIMUM SAFETY DESIGN FACTOR OF 5 : 1.

EYE/EYE TURNBUCKLES - DROP FORGED, HOT GALVANIZED

| Part # | Size x Take Up | Eye Dim (A) | Eye Dim (B) | WLL (Lbs) | Wt (Lbs)/Ea |
|-----------|----------------|-------------|-------------|-----------|-------------|
| 9EE250X04 | 1/4" x 4" | 0.81" | 0.34" | 500 | 0.30 |
| 9EE312X04 | 5/16" x 4-1/2" | 0.95" | 0.44" | 800 | 0.55 |
| 9EE375X06 | 3/8" x 6" | 1.13" | 0.53" | 1,200 | 0.90 |
| 9EE500X06 | 1/2" x 6" | 1.41" | 0.71" | 2,200 | 1.50 |
| 9EE500X09 | 1/2" x 9" | 1.41" | 0.71" | 2,200 | 2.00 |
| 9EE500X12 | 1/2" x 12" | 1.41" | 0.71" | 2,200 | 2.20 |
| 9EE625X06 | 5/8" x 6" | 1.80" | 0.88" | 3,500 | 2.63 |
| 9EE625X09 | 5/8" x 9" | 1.80" | 0.88" | 3,500 | 3.00 |
| 9EE625X12 | 5/8" x 12" | 1.80" | 0.88" | 3,500 | 3.25 |
| 9EE750X06 | 3/4" x 6" | 2.09" | 1.00" | 5,200 | 3.75 |
| 9EE750X09 | 3/4" x 9" | 2.09" | 1.00" | 5,200 | 4.50 |
| 9EE750X12 | 3/4" x 12" | 2.09" | 1.00" | 5,200 | 5.75 |
| 9EE750X18 | 3/4" x 18" | 2.09" | 1.00" | 5,200 | 7.00 |
| 9EE875X12 | 7/8" x 12" | 2.38" | 1.25" | 7,200 | 8.38 |
| 9EE875X18 | 7/8" x 18" | 2.38" | 1.25" | 7,200 | 10.25 |
| 9EE100X12 | 1" x 12" | 3.00" | 1.43" | 10,000 | 12.00 |




NOTE: Maximum load ratings are based on a straight vertical pull in a gradually increasing manner. Any deviations such as angular lifts, shock loads, modification of the basic part, etc., will result in drastically reduced maximum loads. Turnbuckles are recommended for straight or in-line pull only.



EYE/JAW TURNBUCKLES - DROP FORGED, HOT GALVANIZED

| Part # | Size x Take Up | Eye Dim (A) | Eye Dim (B) | Jaw Dim (C) | Jaw Dim (D) | WLL (Lbs) | Wt (Lbs)/Ea |
|-----------|----------------|-------------|-------------|-------------|-------------|-----------|-------------|
| 9EJ250X04 | 1/4" x 4" | 0.81" | 0.34" | 0.45" | 0.64" | 500 | 0.30 |
| 9EJ312X04 | 5/16" x 4-1/2" | 0.95" | 0.44" | 0.50" | 0.87" | 800 | 0.55 |
| 9EJ375X06 | 3/8" x 6" | 1.13" | 0.53" | 0.53" | 0.85" | 1,200 | 0.90 |
| 9EJ500X06 | 1/2" x 6" | 1.41" | 0.71" | 0.64" | 1.07" | 2,200 | 1.50 |
| 9EJ500X09 | 1/2" x 9" | 1.41" | 0.71" | 0.64" | 1.07" | 2,200 | 2.00 |
| 9EJ500X12 | 1/2" x 12" | 1.41" | 0.71" | 0.64" | 1.07" | 2,200 | 2.20 |
| 9EJ625X06 | 5/8" x 6" | 1.80" | 0.88" | 0.79" | 1.32" | 3,500 | 2.63 |
| 9EJ625X09 | 5/8" x 9" | 1.80" | 0.88" | 0.79" | 1.32" | 3,500 | 3.00 |
| 9EJ625X12 | 5/8" x 12" | 1.80" | 0.88" | 0.79" | 1.32" | 3,500 | 3.25 |
| 9EJ750X06 | 3/4" x 6" | 2.09" | 1.00" | 0.97" | 1.52" | 5,200 | 3.75 |
| 9EJ750X09 | 3/4" x 9" | 2.09" | 1.00" | 0.97" | 1.52" | 5,200 | 4.50 |
| 9EJ750X12 | 3/4" x 12" | 2.09" | 1.00" | 0.97" | 1.52" | 5,200 | 5.75 |
| 9EJ750X18 | 3/4" x 18" | 2.09" | 1.00" | 0.97" | 1.52" | 5,200 | 7.00 |
| 9EJ875X12 | 7/8" x 12" | 2.38" | 1.25" | 1.16" | 1.16" | 7,200 | 8.38 |
| 9EJ875X18 | 7/8" x 18" | 2.38" | 1.25" | 1.16" | 1.16" | 7,200 | 10.25 |
| 9EJ100X12 | 1" x 12" | 3.00" | 1.43" | 1.34" | 2.05" | 10,000 | 12.00 |



EYE/HOOK TURNBUCKLES - DROP FORGED, HOT GALVANIZED

| Part # | Size x Take Up | Eye Dim (A) | Eye Dim (B) | Hook Dim (C) | Hook Dim (D) | WLL (Lbs) | Wt (Lbs)/Ea |
|-----------|----------------|-------------|-------------|--------------|--------------|-----------|-------------|
| 9EH250X04 | 1/4" x 4" | 0.81" | 0.34" | 0.44" | 1.27" | 400 | 0.30 |
| 9EH312X04 | 5/16" x 4-1/2" | 0.95" | 0.44" | 0.50" | 1.50" | 700 | 0.55 |
| 9EH375X06 | 3/8" x 6" | 1.13" | 0.53" | 0.56" | 1.75" | 1,000 | 0.90 |
| 9EH500X06 | 1/2" x 6" | 1.41" | 0.71" | 0.65" | 2.28" | 1,500 | 1.50 |
| 9EH500X09 | 1/2" x 9" | 1.41" | 0.71" | 0.65" | 2.28" | 1,500 | 2.00 |
| 9EH500X12 | 1/2" x 12" | 1.41" | 0.71" | 0.65" | 2.28" | 1,500 | 2.20 |
| 9EH625X06 | 5/8" x 6" | 1.80" | 0.88" | 0.90" | 2.81" | 2,250 | 2.63 |
| 9EH625X09 | 5/8" x 9" | 1.80" | 0.88" | 0.90" | 2.81" | 2,250 | 3.00 |
| 9EH625X12 | 5/8" x 12" | 1.80" | 0.88" | 0.90" | 2.81" | 2,250 | 3.25 |
| 9EH750X06 | 3/4" x 6" | 2.09" | 1.00" | 0.98" | 3.33" | 3,000 | 3.75 |
| 9EH750X09 | 3/4" x 9" | 2.09" | 1.00" | 0.98" | 3.33" | 3,000 | 4.50 |
| 9EH750X12 | 3/4" x 12" | 2.09" | 1.00" | 0.98" | 3.33" | 3,000 | 5.75 |
| 9EH750X18 | 3/4" x 18" | 2.09" | 1.00" | 0.98" | 3.33" | 3,000 | 7.00 |
| 9EH875X12 | 7/8" x 12" | 2.38" | 1.25" | 1.13" | 3.78" | 4,000 | 8.38 |
| 9EH875X18 | 7/8" x 18" | 2.38" | 1.25" | 1.13" | 3.78" | 4,000 | 10.25 |
| 9EH100X12 | 1" x 12" | 3.00" | 3.00" | 1.25" | 4.25" | 5,000 | 12.00 |



JAW/JAW TURNBUCKLES - DROP FORGED, HOT GALVANIZED

| Part # | Size x Take Up | Jaw Dim (A) | Jaw Dim (B) | WLL (Lbs) | Wt (Lbs)/Ea |
|-----------|----------------|-------------|-------------|-----------|-------------|
| 9JJ250X04 | 1/4" x 4" | 0.45" | 0.64" | 500 | 0.30 |
| 9JJ312X04 | 5/16" x 4-1/2" | 0.50" | 0.87" | 800 | 0.55 |
| 9JJ375X06 | 3/8" x 6" | 0.53" | 0.85" | 1,200 | 0.90 |
| 9JJ500X06 | 1/2" x 6" | 0.64" | 1.07" | 2,200 | 1.50 |
| 9JJ500X09 | 1/2" x 9" | 0.64" | 1.07" | 2,200 | 2.00 |
| 9JJ500X12 | 1/2" x 12" | 0.64" | 1.07" | 2,200 | 2.20 |
| 9JJ625X06 | 5/8" x 6" | 0.79" | 1.32" | 3,500 | 2.63 |
| 9JJ625X09 | 5/8" x 9" | 0.79" | 1.32" | 3,500 | 3.00 |
| 9JJ625X12 | 5/8" x 12" | 0.79" | 1.32" | 3,500 | 3.25 |
| 9JJ750X06 | 3/4" x 6" | 0.97" | 1.52" | 5,200 | 3.75 |
| 9JJ750X09 | 3/4" x 9" | 0.97" | 1.52" | 5,200 | 4.50 |
| 9JJ750X12 | 3/4" x 12" | 0.97" | 1.52" | 5,200 | 5.75 |
| 9JJ750X18 | 3/4" x 18" | 0.97" | 1.52" | 5,200 | 7.00 |
| 9JJ875X12 | 7/8" x 12" | 0.88" | 1.16" | 7,200 | 8.38 |
| 9JJ875X18 | 7/8" x 18" | 0.88" | 1.16" | 7,200 | 10.25 |
| 9JJ100X12 | 1" x 12" | 1.34" | 2.05" | 10,000 | 12.00 |



3/4" and larger are supplied with pin and cotter pin.

HOOK/HOOK TURNBUCKLES - DROP FORGED, HOT GALVANIZED

| Part # | Size x Take Up | Hook Dim (A) | Hook Dim (B) | WLL (Lbs) | Wt (Lbs)/Ea |
|-----------|----------------|--------------|--------------|-----------|-------------|
| 9HH250X04 | 1/4" x 4" | 0.44" | 1.27" | 400 | 0.30 |
| 9HH312X04 | 5/16" x 4-1/2" | 0.50" | 1.50" | 700 | 0.55 |
| 9HH375X06 | 3/8" x 6" | 0.56" | 1.75" | 1,000 | 0.90 |
| 9HH500X06 | 1/2" x 6" | 0.65" | 2.28" | 1,500 | 1.50 |
| 9HH500X09 | 1/2" x 9" | 0.65" | 2.28" | 1,500 | 2.00 |
| 9HH500X12 | 1/2" x 12" | 0.65" | 2.28" | 1,500 | 2.20 |
| 9HH625X06 | 5/8" x 6" | 0.90" | 2.81" | 2,250 | 2.63 |
| 9HH625X09 | 5/8" x 9" | 0.90" | 2.81" | 2,250 | 3.00 |
| 9HH625X12 | 5/8" x 12" | 0.90" | 2.81" | 2,250 | 3.25 |
| 9HH750X06 | 3/4" x 6" | 0.98" | 3.33" | 3,000 | 3.75 |
| 9HH750X09 | 3/4" x 9" | 0.98" | 3.33" | 3,000 | 4.50 |
| 9HH750X12 | 3/4" x 12" | 0.98" | 3.33" | 3,000 | 5.75 |
| 9HH750X18 | 3/4" x 18" | 0.98" | 3.33" | 3,000 | 7.00 |
| 9HH875X12 | 7/8" x 12" | 1.13" | 3.78" | 4,000 | 8.38 |
| 9HH875X18 | 7/8" x 18" | 1.13" | 3.78" | 4,000 | 10.25 |
| 9HH100X12 | 1" x 12" | 1.25" | 4.25" | 5,000 | 12.00 |





EYE/EYE STAINLESS STEEL TURNBUCKLES - PRECISION CAST, TYPE 316

| Part # | Size x Take Up | WLL (Lbs) | Wt (Lbs)/Ea |
|------------|----------------|-----------|-------------|
| S9EE250X04 | 1/4" x 3" | 440 | 0.20 |
| S9EE375X06 | 3/8" x 6" | 1,260 | 0.80 |
| S9EE500X06 | 1/2" x 6" | 1,650 | 1.25 |
| S9EE625X06 | 5/8" x 6" | 2,000 | 3.05 |
| S9EE750X06 | 3/4" x 6" | 3,000 | 4.25 |



JAW/JAW STAINLESS STEEL TURNBUCKLES - PRECISION CAST, TYPE 316

| Part # | Size x Take Up | WLL (Lbs) | Wt (Lbs)/Ea |
|------------|----------------|-----------|-------------|
| S9JJ250X04 | 1/4" x 4" | 460 | 0.40 |
| S9JJ375X06 | 3/8" x 6" | 1,300 | 1.25 |
| S9JJ500X06 | 1/2" x 6" | 1,800 | 1.50 |
| S9JJ625X06 | 5/8" x 6" | 2,100 | 3.10 |
| S9JJ750X06 | 3/4" x 6" | 3,000 | 4.25 |



STUB END TURNBUCKLES - SELF COLORED, CARBON STEEL

| Part # | Size x Take Up | WLL (Lbs) | Wt (Lbs)/Ea |
|-----------|----------------|-----------|-------------|
| 9SS375X06 | 3/8" x 6" | 1,200 | 1.00 |
| 9SS500X06 | 1/2" x 6" | 2,200 | 1.00 |
| 9SS625X06 | 5/8" x 6" | 3,500 | 2.30 |
| 9SS750X06 | 3/4" x 6" | 5,200 | 3.00 |
| 9SS875X06 | 7/8" x 6" | 7,200 | 5.00 |
| 9SS100X06 | 1" x 6" | 10,000 | 6.40 |



QUICK LINKS - ZINC PLATED

| Part # | Size | WLL (Lbs) | Max. Opening | Pcs/Pack | Wt (Lbs)/Pack |
|------------|-------|-----------|--------------|----------|---------------|
| QL125-DP | 1/8" | 220 | 0.21" | 50 | 1.25 |
| QL187-DP | 3/16" | 660 | 0.24" | 50 | 2.25 |
| QL187-WIDE | 3/16" | 660 | 0.44" | 1 | 0.04 |
| QL250-DP | 1/4" | 880 | 0.29" | 50 | 3.50 |
| QL250-WIDE | 1/4" | 880 | 0.48" | 1 | 0.10 |
| QL312-DP | 5/16" | 1,600 | 0.42" | 50 | 9.00 |
| QL375-DP | 3/8" | 2,200 | 0.50" | 10 | 3.20 |
| QL500-DP | 1/2" | 3,300 | 0.51" | 10 | 6.00 |
| QL625 | 5/8" | 6,380 | 0.80" | 1 | 1.30 |



WIDE JAW

QUICK LINKS - STAINLESS STEEL

| Part # | Size | Material | WLL (Lbs) | Max. Opening | Pcs/Pack | Wt (Lbs)/Pack |
|-------------|-------|----------|-----------|--------------|----------|---------------|
| SQL125 | 1/8" | T-304 | 220 | 0.17" | 1 | 0.02 |
| SQL187 | 3/16" | T-304 | 660 | 0.26" | 1 | 0.05 |
| SQL187-T316 | 3/16" | T-304 | 660 | 0.26" | 1 | 0.05 |
| SQL250 | 1/4" | T-304 | 880 | 0.32" | 1 | 0.09 |
| SQL250-T316 | 1/4" | T-316 | 880 | 0.32" | 1 | 0.09 |
| SQL312 | 5/16" | T-304 | 1,600 | 0.41" | 1 | 0.19 |
| SQL312-T316 | 5/16" | T-316 | 1,600 | 0.44" | 1 | 0.19 |
| SQL375 | 3/8" | T-304 | 2,200 | 0.50" | 1 | 0.30 |
| SQL375-T316 | 3/8" | T-316 | 2,200 | 0.52" | 1 | 0.30 |
| SQL500 | 1/2" | T-304 | 3,300 | 0.57" | 1 | 0.53 |
| SQL500-T316 | 1/2" | T-316 | 3,300 | 0.57" | 1 | 0.53 |

**FORGED CARBON PEAR LINKS***

| Part # | Size | Finish | WLL (lbs) | Wt/Ea |
|--------|------|---------------|-----------|-------|
| PL375 | 3/8" | Painted Black | 1,800 | 0.23 |
| PL500 | 1/2" | Galvanized | 2,900 | 1.00 |
| PL625 | 5/8" | Galvanized | 4,200 | 1.00 |
| PL750 | 3/4" | Painted | 6,000 | 1.00 |



*Not suitable for overhead lifting.

- Inspect and replace if worn, distorted or damaged.

SWIVELS - DROP FORGED, HOT GALVANIZED

| Part # | Style | Size | WLL (Lbs) | Wt/Ea |
|-------------|---------|-------|-----------|-------|
| DFSWIV250EJ | Eye/Jaw | 1/4" | 800 | 0.30 |
| DFSWIV250EE | Eye/Eye | 1/4" | 800 | 0.20 |
| DFSWIV312EJ | Eye/Jaw | 5/16" | 1,200 | 0.34 |
| DFSWIV312EE | Eye/Eye | 5/16" | 1,200 | 0.37 |
| DFSWIV375EJ | Eye/Jaw | 3/8" | 2,200 | 0.70 |
| DFSWIV375EE | Eye/Eye | 3/8" | 2,200 | 0.70 |
| DFSWIV500EJ | Eye/Jaw | 1/2" | 3,500 | 1.40 |
| DFSWIV500EE | Eye/Eye | 1/2" | 3,500 | 1.40 |
| DFSWIV625EJ | Eye/Jaw | 5/8" | 5,200 | 2.20 |
| DFSWIV625EE | Eye/Eye | 5/8" | 5,200 | 2.20 |



EYE/JAW



EYE/EYE

SWIVELS - STAINLESS STEEL, TYPE 304

| Part # | Style | Size | Trade Size | WLL (Lbs) | Wt/Ea |
|-----------|---------|-------|------------|-----------|-------|
| SSWIV06EJ | Eye/Jaw | 6 mm | 1/4" | 770 | 0.09 |
| SSWIV06EE | Eye/Eye | 6 mm | 1/4" | 770 | 0.09 |
| SSWIV06JJ | Jaw/Jaw | 6 mm | 1/4" | 770 | 0.09 |
| SSWIV08EJ | Eye/Jaw | 8 mm | 5/16" | 1,400 | 0.33 |
| SSWIV08EE | Eye/Eye | 8 mm | 5/16" | 1,400 | 0.33 |
| SSWIV08JJ | Jaw/Jaw | 8 mm | 5/16" | 1,400 | 0.33 |
| SSWIV10EJ | Eye/Jaw | 10 mm | 3/8" | 2,000 | 0.65 |
| SSWIV10EE | Eye/Eye | 10 mm | 3/8" | 2,000 | 0.65 |
| SSWIV10JJ | Jaw/Jaw | 10 mm | 3/8" | 2,000 | 0.65 |
| SSWIV13EJ | Eye/Jaw | 13 mm | 1/2" | 3,080 | 1.50 |
| SSWIV13EE | Eye/Eye | 13 mm | 1/2" | 3,080 | 1.50 |
| SSWIV13JJ | Jaw/Jaw | 13 mm | 1/2" | 3,080 | 1.50 |
| SSWIV16EJ | Eye/Jaw | 16 mm | 5/8" | 5,500 | 2.66 |
| SSWIV16EE | Eye/Eye | 16 mm | 5/8" | 5,500 | 2.66 |
| SSWIV16JJ | Jaw/Jaw | 16 mm | 5/8" | 5,500 | 2.66 |



EYE/JAW



EYE/EYE



JAW/JAW

DOUBLE CLEVIS - ZINC PLATED

| Part # | Size | WLL (Lbs) | Wt (Lbs)/Ea |
|-----------|--------------|-----------|-------------|
| DC250-312 | 1/4" - 5/16" | 4,700 | 0.31 |
| DC375 | 3/8" | 6,600 | 0.70 |
| DC500 | 1/2" | 11,250 | 1.56 |
| DC625 | 5/8" | 16,500 | 2.09 |

Forged carbon steel body and alloy pin.

**COLD SHUTS - ZINC PLATED**

| Part # | Size | Width | Length | Pcs/Pack | Wt (Lbs)/Pack |
|-------------|-------|--------|---------|----------|---------------|
| CSHUT187-DP | 3/16" | 11/32" | 15/16" | 100 | 3 |
| CSHUT250-DP | 1/4" | 3/8" | 1-3/16" | 100 | 6 |
| CSHUT312-DP | 5/16" | 7/16" | 1-3/8" | 100 | 12 |
| CSHUT375-DP | 3/8" | 5/8" | 1-1/2" | 100 | 17 |
| CSHUT500-DP | 1/2" | 3/4" | 1-7/8" | 25 | 10 |
| CSHUT625-DP | 5/8" | 13/16" | 2" | 25 | 21 |

Used to link to or repair steel chains.

**CONNECTING LINKS - ZINC PLATED**

| Part # | Size | WLL (Lbs) | Pcs/Pack | Wt (Lbs)/Pack |
|-------------|-------|-----------|----------|---------------|
| CLINK187-DP | 3/16" | 750 | 10 | 0.30 |
| CLINK250-DP | 1/4" | 1,250 | 10 | 0.60 |
| CLINK312-DP | 5/16" | 1,900 | 10 | 1.30 |
| CLINK375-DP | 3/8" | 2,650 | 10 | 2.15 |
| CLINK500-DP | 1/2" | 4,500 | 10 | 3.60 |
| CLINK625 | 5/8" | 6,950 | 1 | 0.75 |

Primarily used to connect two chains or a chain to an end component.

**LAP LINKS - ZINC PLATED**

| Part # | Size | WLL (Lbs) | Pcs/Pack | Wt (Lbs)/Pack |
|----------|----------------|-----------|----------|---------------|
| LL125-DP | 1/8" x 3/4" | 150 | 100 | 1.20 |
| LL187-DP | 3/16" x 1" | 225 | 100 | 4.00 |
| LL250-DP | 1/4" x 1-1/4" | 325 | 100 | 8.00 |
| LL312-DP | 5/16" x 1-1/2" | 675 | 100 | 14.00 |
| LL375-DP | 3/8" x 1-5/8" | 1,050 | 50 | 12.50 |
| LL500-DP | 1/2" x 2-1/2" | 1,525 | 50 | 28.00 |

Used to temporarily repair steel chains and add coupling attachments.



S-HOOKS - ZINC PLATED

| Part # | Size | Pcs/Pack | Wt (Lbs)/Pack |
|---------|-----------------|----------|---------------|
| EGSH125 | 1/8" x 1" | 100 | 1.00 |
| EGSH187 | 3/16" x 1-1/2" | 100 | 3.00 |
| EGSH250 | 1/4" x 2-1/4" | 100 | 6.50 |
| EGSH406 | 13/32" x 2-7/8" | 50 | 15.00 |



S-HOOKS - STAINLESS STEEL

| Part # | Size | Wt (Lbs)/Pack |
|---------|-------|---------------|
| SSSH250 | 1/4" | 0.06 |
| SSSH312 | 5/16" | 0.12 |

STAPLES - HOT GALVANIZED

| Part # | Size | Wt (Lbs)/Ea |
|-------------|---------------|-------------|
| STAPLE375 | 3/8" x 4-1/2" | 0.25 |
| STAPLE500 | 1/2" x 6" | 0.55 |
| STAPLE500-8 | 1/2" x 8" | 0.65 |



SNAP163



SNAP225-750



SNAP232

SNAP HOOKS - NICKEL PLATED

| Part # | Size | Pcs/Pack | Wt (Lbs)/Pack |
|-------------|---------------|----------|---------------|
| SNAP161 | 3/8" x 3-1/4" | 50 | 4 |
| SNAP163 | 1/2" x 4-3/4" | 50 | 8 |
| SNAP225-625 | 5/8" x 3-1/2" | 100 | 14 |
| SNAP225-750 | 3/4" x 3-1/2" | 100 | 15 |
| SNAP230 | 3/8" x 3-1/4" | 100 | 9 |
| SNAP232 | 1/2" x 4" | 100 | 16 |

SPLIT RINGS - ZINC PLATED

| Part # | Outside Diameter | Inside Diameter | Wt (Lbs)/Ea |
|---------------|------------------|-----------------|-------------|
| SPLITRING1750 | 1-3/4" | 1-5/16" | 0.044 |

Spread ring for easy installation.



#2450 SPRING HOOKS - ZINC PLATED

| Part # | Description | Size | Wt (Lbs)/Ea |
|----------------|-------------|--------|-------------|
| SNAP2450-187NE | Without Eye | 3/16" | 0.04 |
| SNAP2450-250NE | Without Eye | 1/4" | 0.06 |
| SNAP2450-250WE | With Eye | 1/4" | 0.07 |
| SNAP2450-281NE | Without Eye | 9/32" | 0.09 |
| SNAP2450-312NE | Without Eye | 5/16" | 0.14 |
| SNAP2450-312WE | With Eye | 5/16" | 0.15 |
| SNAP2450-344NE | Without Eye | 11/32" | 0.21 |
| SNAP2450-375NE | Without Eye | 3/8" | 0.29 |
| SNAP2450-437NE | Without Eye | 7/16" | 0.40 |
| SNAP2450-500NE | Without Eye | 1/2" | 0.80 |



WITHOUT EYE



WITH EYE

#2450 SPRING HOOKS - BLACK COATED

| Part # | Description | Size | Wt (Lbs)/Ea |
|--------------------|-------------|-------|-------------|
| SNAP2450-250NE-BLK | Without Eye | 1/4" | 0.06 |
| SNAP2450-250WE-BLK | With Eye | 1/4" | 0.07 |
| SNAP2450-312NE-BLK | Without Eye | 5/16" | 0.14 |
| SNAP2450-312WE-BLK | With Eye | 5/16" | 0.15 |



WITHOUT EYE



WITH EYE

#2450 STAINLESS STEEL SPRING HOOKS - TYPE 304

| Part # | Description | Size | Wt (Lbs)/Ea |
|---------------|-------------|-------|-------------|
| SSNAP2450-187 | Without Eye | 3/16" | 0.04 |
| SSNAP2450-250 | Without Eye | 1/4" | 0.07 |
| SSNAP2450-281 | Without Eye | 9/32" | 0.09 |
| SSNAP2450-312 | Without Eye | 5/16" | 0.16 |
| SSNAP2450-375 | Without Eye | 3/8" | 0.29 |
| SSNAP2450-437 | Without Eye | 7/16" | 0.40 |
| SSNAP2450-500 | Without Eye | 1/2" | 0.80 |



SSNAP2450-312

CLEVIS SLIP HOOKS - HIGH TEST

| Part # | Size | Finish | WLL (Lbs) | Wt (Lbs)/Ea |
|-----------|-------|--------|-----------|-------------|
| EGHTSH250 | 1/4" | EG | 1,950 | 0.40 |
| EGHTSH312 | 5/16" | EG | 2,875 | 0.78 |
| EGHTSH375 | 3/8" | EG | 4,000 | 1.00 |
| EGHTSH500 | 1/2" | EG | 6,500 | 2.44 |



CLEVIS SLIP HOOKS - HIGH TEST WITH SAFETY LATCH

| Part # | Size | Finish | WLL (Lbs) | Wt (Lbs)/Ea |
|------------|-------|--------|-----------|-------------|
| HTSH250-WL | 1/4" | EG | 1,950 | 0.55 |
| HTSH312-WL | 5/16" | EG | 2,875 | 0.83 |
| HTSH375-WL | 3/8" | EG | 4,000 | 1.21 |
| HTSH500-WL | 1/2" | EG | 6,500 | 2.78 |



CLEVIS SLIP HOOKS - GRADE 70 TRANSPORT

| Part # | Size | Finish | WLL (Lbs) | Wt (Lbs)/Ea |
|----------------------|-------|-------------|-----------|-------------|
| G7CS250 | 1/4" | Yellow Zinc | 2,750 | 0.47 |
| G7CS312 | 5/16" | Yellow Zinc | 4,300 | 0.75 |
| G7CS375 | 3/8" | Yellow Zinc | 5,250 | 1.30 |
| G7CS375-WL (w/latch) | 3/8" | Yellow Zinc | 5,250 | 1.60 |
| G7CS500 | 1/2" | Yellow Zinc | 9,000 | 2.73 |



EYE SLIP HOOKS - HIGH TEST

| Part # | Size | Finish | WLL (Lbs) | Wt (Lbs)/Ea |
|-----------|-------|--------|-----------|-------------|
| EGHTES250 | 1/4" | EG | 1,950 | 0.50 |
| EGHTES312 | 5/16" | EG | 2,875 | 0.69 |
| EGHTES375 | 3/8" | EG | 4,000 | 1.00 |
| EGHTES500 | 1/2" | EG | 6,500 | 2.40 |



EYE GRAB HOOKS - HIGH TEST

| Part # | Size | Finish | WLL (Lbs) | Wt (Lbs)/Ea |
|-----------|-------|--------|-----------|-------------|
| EGHTEG250 | 1/4" | EG | 2,600 | 0.35 |
| EGHTEG312 | 5/16" | EG | 3,900 | 0.53 |
| EGHTEG375 | 3/8" | EG | 5,400 | 0.94 |



CLEVIS GRAB HOOKS - HIGH TEST

| Part # | Size | Finish | WLL (Lbs) | Wt (Lbs)/Ea |
|-----------|-------|--------|-----------|-------------|
| EGHTGH250 | 1/4" | EG | 2,600 | 0.40 |
| EGHTGH312 | 5/16" | EG | 3,900 | 0.78 |
| EGHTGH375 | 3/8" | EG | 5,400 | 1.00 |
| EGHTGH437 | 7/16" | EG | 7,200 | 1.70 |
| EGHTGH500 | 1/2" | EG | 9,200 | 2.45 |
| EGHTGH625 | 5/8" | EG | 12,750 | 6.00 |

**CLEVIS GRAB HOOKS - GRADE 70 TRANSPORT**

| Part # | Size | Finish | WLL (Lbs) | Wt (Lbs)/Ea |
|---------|-------|-------------|-----------|-------------|
| G7CG312 | 5/16" | Yellow Zinc | 4,700 | 0.70 |
| G7CG375 | 3/8" | Yellow Zinc | 6,600 | 1.19 |
| G7CG500 | 1/2" | Yellow Zinc | 11,300 | 2.33 |

**CLEVIS GRAB HOOKS - GRADE 80 ALLOY**

| Part # | Size | Finish | WLL (Lbs) | Wt (Lbs)/Ea |
|---------|-------|---------|-----------|-------------|
| G8CG250 | 1/4" | Painted | 4,100 | 0.46 |
| G8CG312 | 5/16" | Painted | 5,100 | 0.75 |
| G8CG375 | 3/8" | Painted | 7,100 | 1.18 |
| G8CG500 | 1/2" | Painted | 12,000 | 2.40 |
| G8CG625 | 5/8" | Painted | 18,100 | 4.40 |

**EYE HOIST HOOKS - ALLOY WITH SAFETY LATCH**

| Part # | Size | Finish | WLL (Tons) | Wt (Lbs)/Ea |
|--------|---------|-------------|------------|-------------|
| HH1TA | 1.0 Ton | Yellow Zinc | 1.0 | 0.53 |
| HH1.5A | 1.5 Ton | Yellow Zinc | 1.5 | 0.88 |
| HH2TA | 2.0 Ton | Yellow Zinc | 2.0 | 1.20 |
| HH3TA | 3.0 Ton | Yellow Zinc | 3.0 | 2.00 |
| HH7TA | 7.0 Ton | Yellow Zinc | 7.0 | 7.10 |

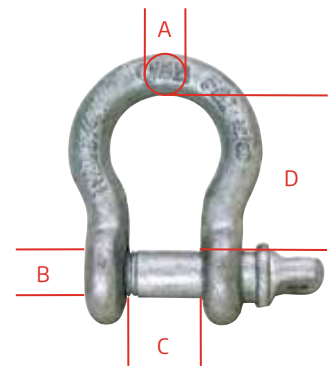




FEHR FORGED SHACKLES MEET THE PERFORMANCE REQUIREMENTS OF APPLICABLE FEDERAL SPECIFICATION RR-C-271, AND HAVE A MINIMUM SAFETY DESIGN FACTOR OF 5 : 1.


DUTY RATED SCREW PIN ANCHOR SHACKLES - HOT GALVANIZED

| Part # | Size (A) | Pin Diameter (B) | Throat Opening (C) | Inside Length (D) | WLL (Tons) | Pcs/Pack | Wt (Lbs)/Ea |
|------------|----------|------------------|--------------------|-------------------|------------|----------|-------------|
| DRSPA187 | 3/16" | 0.25" | 0.34" | 0.84" | 1/3 | 25 | 0.07 |
| DRSPA250 | 1/4" | 0.312" | 0.54" | 1.11" | 1/2 | 25 | 0.11 |
| DRSPA312 | 5/16" | 0.375" | 0.57" | 1.15" | 3/4 | 25 | 0.18 |
| DRSPA375 | 3/8" | 0.437" | 0.67" | 1.45" | 1 | 25 | 0.32 |
| DRSPA437 | 7/16" | 0.50" | 0.718" | 1.65" | 1-1/2 | 10 | 0.48 |
| DRSPA500 | 1/2" | 0.625" | 0.84" | 1.90" | 2 | 10 | 0.68 |
| DRSPA625 | 5/8" | 0.75" | 1.13" | 2.38" | 3-1/4 | 10 | 1.46 |
| DRSPA750 | 3/4" | 0.875" | 1.25" | 2.75" | 4-3/4 | 5 | 2.34 |
| DRSPA875 | 7/8" | 1.00" | 1.54" | 3.50" | 6-1/2 | 5 | 3.78 |
| DRSPA100 | 1" | 1.125" | 1.65" | 3.75" | 8-1/2 | 5 | 5.00 |
| DRSPA1.125 | 1-1/8" | 1.25" | 1.74" | 4.13" | 9-1/2 | 1 | 7.00 |
| DRSPA1.25 | 1-1/4" | 1.375" | 2.00" | 4.75" | 12 | 1 | 10.25 |
| DRSPA1.375 | 1-3/8" | 1.50" | 2.17" | 5.13" | 13-1/2 | 1 | 13.30 |
| DRSPA1.50 | 1-1/2" | 1.625" | 2.45" | 5.75" | 17 | 1 | 16.80 |
| DRSPA1.75 | 1-3/4" | 2.00" | 2.88" | 7.00" | 25 | 1 | 28.10 |
| DRSPA200 | 2" | 2.25" | 3.25" | 7.50" | 35 | 1 | 40.10 |




DUTY RATED SCREW PIN ANCHOR SHACKLES - BLACK MADE IN USA

| Part # | Size (A) | Pin Diameter (B) | Throat Opening (C) | Inside Length (D) | WLL (Tons) | Wt (Lbs)/Ea |
|------------|----------|------------------|--------------------|-------------------|------------|-------------|
| THSPA250BL | 1/4" | 0.312" | 0.45" | 1.12" | 1/2 | 0.13 |
| THSPA312BL | 5/16" | 0.375" | 0.50" | 1.23" | 3/4 | 0.18 |
| THSPA375BL | 3/8" | 0.437" | 0.70" | 1.40" | 1 | 0.33 |
| THSPA500BL | 1/2" | 0.625" | 0.84" | 1.92" | 2 | 0.74 |
| THSPA625BL | 5/8" | 0.75" | 1.12" | 2.45" | 3-1/4 | 1.30 |
| THSPA750BL | 3/4" | 0.875" | 1.25" | 2.84" | 4-3/4 | 2.14 |



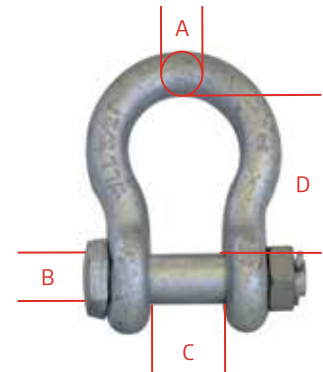
SCREW PIN CHAIN SHACKLES - HOT GALVANIZED

| Part # | Size (A) | Pin Diameter (B) | Throat Opening (C) | Inside Length (D) | WLL (Tons) | Wt (Lbs)/Ea |
|----------|-------------|------------------------|--------------------------|-------------------------|------------|-------------|
| DRSPC375 | 3/8" | 0.44" | 0.66" | 1.28" | 1 | 0.30 |
| DRSPC500 | 1/2" | 0.63" | 0.81" | 1.66" | 2 | 0.65 |
| DRSPC625 | 5/8" | 0.75" | 1.06" | 2.04" | 3-1/4 | 1.30 |
| DRSPC750 | 3/4" | 0.88" | 1.25" | 2.40" | 4-3/4 | 2.63 |
| DRSPC875 | 7/8" | 1.00" | 1.44" | 2.86" | 6-1/2 | 3.37 |



SAFETY SHACKLES WITH NUT & PIN - HOT GALVANIZED

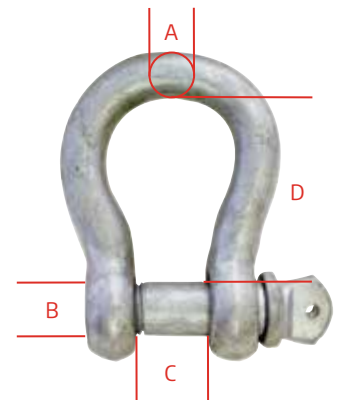
| Part # | Size (A) | Pin Diameter (B) | Throat Opening (C) | Inside Length (D) | WLL (Tons) | Wt (Lbs)/Ea |
|----------|-------------|------------------------|--------------------------|-------------------------|------------|-------------|
| DRSAF500 | 1/2" | 0.625" | 0.815" | 1.82" | 2 | 0.75 |
| DRSAF625 | 5/8" | 0.75" | 1.00" | 2.35" | 3-1/4 | 1.30 |
| DRSAF750 | 3/4" | 0.875" | 1.34" | 2.80" | 4-3/4 | 2.20 |
| DRSAF875 | 7/8" | 1.00" | 1.50" | 3.35" | 6-1/2 | 3.60 |
| DRSAF100 | 1" | 1.125" | 1.75" | 3.70" | 8-1/2 | 5.60 |



FEDERAL SPECIFICATION RR-C-271 IS NOT APPLICABLE TO COMMERCIAL GRADE AND STAINLESS STEEL SHACKLES.

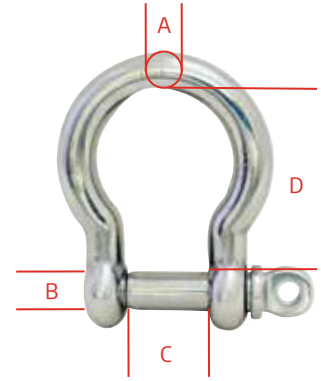
COMMERCIAL GRADE SCREW PIN ANCHOR SHACKLES HOT GALVANIZED

| Part # | Size (A) | Pin Diameter (B) | Throat Opening (C) | Inside Length (D) | WLL (Tons) | Pcs/Pack | Wt (Lbs)/Ea |
|----------|-------------|------------------------|--------------------------|-------------------------|------------|----------|-------------|
| CGSPA187 | 3/16" | 0.25" | 0.42" | 0.90" | 1/4 | 25 | 0.05 |
| CGSPA250 | 1/4" | 0.312" | 0.525" | 1.04" | 1/3 | 25 | 0.09 |
| CGSPA312 | 5/16" | 0.375" | 0.59" | 1.28" | 1/2 | 25 | 0.17 |
| CGSPA375 | 3/8" | 0.437" | 0.675" | 1.58" | 3/4 | 25 | 0.30 |
| CGSPA437 | 7/16" | 0.50" | 0.895" | 1.83" | 1 | 25 | 0.40 |
| CGSPA500 | 1/2" | 0.625" | 1.05" | 2.00" | 1-1/2 | 25 | 0.69 |
| CGSPA625 | 5/8" | 0.75" | 1.25" | 2.45" | 2-1/4 | 25 | 1.39 |
| CGSPA750 | 3/4" | 0.875" | 1.35" | 2.92" | 3-1/4 | 5 | 1.70 |
| CGSPA875 | 7/8" | 1.00" | 1.68" | 3.30" | 4-1/4 | 1 | 2.80 |
| CGSPA100 | 1" | 1.125" | 1.71" | 3.75" | 5-1/2 | 1 | 4.90 |



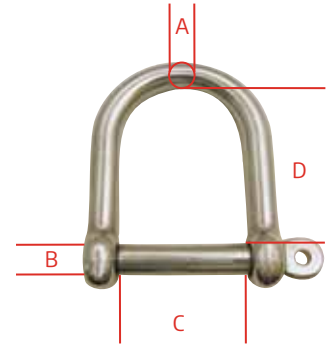
STAINLESS STEEL SCREW PIN BOW SHACKLES - TYPE 316

| Part # | Size (A) | Pin Diameter (B) | Throat Opening (C) | Inside Length (D) | WLL (Lbs) | Wt (Lbs)/Ea |
|-----------|----------|------------------|--------------------|-------------------|-----------|-------------|
| SSPA187 | 3/16" | 0.187" | 0.40" | 1.00" | 660 | 0.04 |
| SSPA250 | 1/4" | 0.25" | 0.50" | 1.20" | 930 | 0.06 |
| SSPA312 | 5/16" | 0.312" | 0.70" | 1.45" | 1,375 | 0.16 |
| SSPA375 | 3/8" | 0.375" | 0.84" | 1.83" | 2,365 | 0.31 |
| SSPA500 | 1/2" | 0.50" | 1.00" | 2.30" | 3,400 | 0.66 |
| SSPA625 | 5/8" | 0.625" | 1.26" | 2.85" | 5,500 | 1.44 |
| SSPA750 | 3/4" | 0.75" | 1.50" | 3.34" | 7,700 | 2.25 |
| SSPA875 | 7/8" | 0.875" | 1.75" | 3.70" | 8,000 | 2.90 |
| SSPA100 | 1" | 1.00" | 2.00" | 4.16" | 10,000 | 4.67 |
| SSPA1.125 | 1-1/8" | 1.125" | 2.05" | 4.63" | 12,000 | 6.00 |



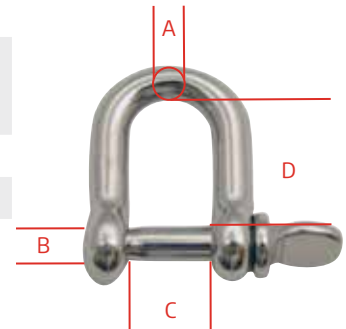
STAINLESS STEEL WIDE D SHACKLES - TYPE 316

| Part # | Size (A) | Pin Diameter (B) | Throat Opening (C) | Inside Length (D) | WLL (Lbs) | Wt (Lbs)/Ea |
|---------|----------|------------------|--------------------|-------------------|-----------|-------------|
| SSDS312 | 5/16" | 0.312" | 1.12" | 1.25" | 1,300 | 0.14 |
| SSDS375 | 3/8" | 0.375" | 1.625" | 2.15" | 1,500 | 0.34 |
| SSDS500 | 1/2" | 0.50" | 1.88" | 2.60" | 2,200 | 0.60 |



STAINLESS STEEL STRAIGHT D SHACKLES - TYPE 316


| Part # | Size (A) | Pin Diameter (B) | Throat Opening (C) | Inside Length (D) | WLL (Lbs) | Wt (Lbs)/Ea |
|---------|----------|------------------|--------------------|-------------------|-----------|-------------|
| SSSD156 | 5/32" | 0.156" | 0.34" | 0.55" | 200 | 0.02 |
| SSSD250 | 1/4" | 0.25" | 0.50" | 0.864" | 750 | 0.06 |
| SSSD312 | 5/16" | 0.312" | 0.671" | 1.15" | 1,000 | 0.14 |



FEHR EYEBOLTS HAVE A MINIMUM SAFETY DESIGN FACTOR OF 5 : 1.

EYEBOLTS - DROP FORGED, HOT GALVANIZED, XL THREAD

| Part # | Size x Shank Length | Eye Diameter (A) | Thread Length (B) | WLL (Lbs) | Wt (Lbs)/Ea |
|----------|---------------------|------------------|-------------------|-----------|-------------|
| EB250X02 | 1/4" x 2" | 0.50" | 1.00" | 650 | 0.07 |
| EB250X04 | 1/4" x 4" | 0.50" | 2.00" | 650 | 0.10 |
| EB312X02 | 5/16" x 2" | 0.625" | 1.00" | 1,200 | 0.13 |
| EB312X04 | 5/16" x 4-1/4" | 0.625" | 2.00" | 1,200 | 0.15 |
| EB375X02 | 3/8" x 2-1/2" | 0.75" | 1.25" | 1,550 | 0.20 |
| EB375X04 | 3/8" x 4-1/2" | 0.75" | 2.25" | 1,550 | 0.25 |
| EB375X06 | 3/8" x 6" | 0.75" | 3.00" | 1,550 | 0.30 |
| EB500X03 | 1/2" x 3-1/4" | 1.00" | 1.50" | 2,600 | 0.50 |
| EB500X06 | 1/2" x 6" | 1.00" | 3.00" | 2,600 | 0.60 |
| EB500X08 | 1/2" x 8" | 1.00" | 4.00" | 2,600 | 0.76 |
| EB500X10 | 1/2" x 10" | 1.00" | 5.00" | 2,600 | 0.88 |
| EB500X12 | 1/2" x 12" | 1.00" | 6.00" | 2,600 | 0.94 |
| EB500X18 | 1/2" x 18" | 1.00" | 9.00" | 2,600 | 1.25 |
| EB625X04 | 5/8" x 4" | 1.25" | 2.00" | 4,750 | 0.95 |
| EB625X06 | 5/8" x 6" | 1.25" | 3.00" | 4,750 | 1.09 |
| EB625X08 | 5/8" x 8" | 1.25" | 4.00" | 4,750 | 1.20 |
| EB625X10 | 5/8" x 10" | 1.25" | 5.00" | 4,750 | 1.40 |
| EB625X12 | 5/8" x 12" | 1.25" | 6.00" | 4,750 | 1.55 |
| EB625X15 | 5/8" x 15" | 1.25" | 7.50" | 4,750 | 1.68 |
| EB625X18 | 5/8" x 18" | 1.25" | 9.00" | 4,750 | 2.00 |
| EB625X21 | 5/8" x 21" | 1.25" | 10.50" | 4,750 | 2.35 |
| EB625X24 | 5/8" x 24" | 1.25" | 12.00" | 4,750 | 2.45 |
| EB750X04 | 3/4" x 4-1/2" | 1.50" | 2.25" | 6,450 | 1.40 |
| EB750X06 | 3/4" x 6" | 1.50" | 3.00" | 6,450 | 1.75 |
| EB750X08 | 3/4" x 8" | 1.50" | 4.00" | 6,450 | 2.00 |
| EB750X10 | 3/4" x 10" | 1.50" | 5.00" | 6,450 | 2.20 |
| EB750X12 | 3/4" x 12" | 1.50" | 6.00" | 6,450 | 2.30 |
| EB875X05 | 7/8" x 5" | 1.75" | 2.50" | 9,500 | 2.58 |
| EB875X08 | 7/8" x 8" | 1.75" | 4.00" | 9,500 | 2.75 |
| EB875X10 | 7/8" x 10" | 1.75" | 5.00" | 9,500 | 3.18 |
| EB875X12 | 7/8" x 12" | 1.75" | 6.00" | 9,500 | 3.60 |





SHOULDER MACHINERY EYEBOLTS - DROP FORGED, SELF COLORED

| Part # | Size x Shank Length | Eye Diameter (A) | Thread Length (B) | WLL (Lbs) | Wt (Lbs)/Ea |
|---------------|---------------------|------------------|-------------------|-----------|-------------|
| SMEB250X1.000 | 1/4" x 1" | 0.75" | 1.000" | 500 | 0.06 |
| SMEB312X1.125 | 5/16" x 1-1/8" | 0.875" | 1.125" | 900 | 0.10 |
| SMEB375X1.250 | 3/8" x 1-1/4" | 1.00" | 1.250" | 1,300 | 0.17 |
| SMEB437X1.375 | 7/16" x 1-3/8" | 1.093" | 1.375" | 1,800 | 0.26 |
| SMEB500X1.500 | 1/2" x 1-1/2" | 1.187" | 1.500" | 2,400 | 0.36 |
| SMEB625X1.750 | 5/8" x 1-3/4" | 1.375" | 1.750" | 4,000 | 0.57 |
| SMEB750X2.000 | 3/4" x 2" | 1.50" | 2.000" | 5,000 | 1.05 |
| SMEB875X2.250 | 7/8" x 2-1/4" | 1.75" | 2.250" | 7,000 | 1.87 |
| SMEB100X2.500 | 1" x 2-1/2" | 1.875" | 2.500" | 9,000 | 2.36 |



PLAIN MACHINERY EYEBOLTS - DROP FORGED, SELF COLORED

| Part # | Size x Shank Length | Eye Diameter (A) | Thread Length (B) | WLL (Lbs) | Wt (Lbs)/Ea |
|---------------|---------------------|------------------|-------------------|-----------|-------------|
| PMEB250X1.000 | 1/4" x 1" | 0.75" | 1.000" | 500 | 0.04 |
| PMEB312X1.125 | 5/16" x 1-1/8" | 0.875" | 1.125" | 900 | 0.09 |
| PMEB375X1.250 | 3/8" x 1-1/4" | 1.00" | 1.250" | 1,300 | 0.15 |
| PMEB500X1.500 | 1/2" x 1-1/2" | 1.187" | 1.500" | 2,400 | 0.36 |
| PMEB625X1.750 | 5/8" x 1-3/4" | 1.375" | 1.750" | 4,000 | 0.60 |
| PMEB750X2.000 | 3/4" x 2" | 1.50" | 2.000" | 5,000 | 0.94 |
| PMEB100X2.500 | 1" x 2-1/2" | 1.875" | 2.500" | 9,000 | 2.31 |



METRIC SHOULDER MACHINERY EYEBOLTS MADE IN USA

| Part # | Nominal Size x Shank Length | Eye Diameter (A) | Thread Length (B) | WLL (Lbs) | Wt (Lbs)/Ea |
|--------|-----------------------------|------------------|-------------------|-----------|-------------|
| SMEB8 | 8 mm x 32 mm | 1.00" | 1.25" | 1,100 | 0.20 |
| SMEB10 | 10 mm x 38 mm | 1.00" | 1.375" | 1,630 | 0.24 |




EYEBOLT WASHERS - HOT GALVANIZED

| Part # | Outside Dimension | Inside Dimension | Thickness | Wt (Lbs)/Ea |
|-----------|-------------------|------------------|-----------|-------------|
| WASHER500 | 1.39" | 0.55" | 0.097" | 0.034 |
| WASHER625 | 1.78" | 0.70" | 0.140" | 0.08 |

**EYE LAG SCREWS - DROP FORGED, HOT GALVANIZED**

| Part # | Size x Shank Length | Eye Diameter (A) | Thread Length (B) | Wt (Lbs)/Ea |
|------------|---------------------|------------------|-------------------|-------------|
| ES500X3.25 | 1/2" x 3-1/4" | 1.00" | 3.25" | 0.45 |
| ES625X4 | 5/8" x 4" | 1.25" | 4.00" | 0.75 |

**J-LAG HOOKS - DROP FORGED, HOT GALVANIZED**

| Part # | Size x Shank Length | Thread Direction | Thread Length | Pcs/Pack | Wt (Lbs)/100 Pcs |
|--------------|---------------------|------------------|---------------|----------|------------------|
| LHK375X04-NR | 3/8" x 4-3/4" | Right | 3.50" | 200 | 18 |
| LHK375X04-NL | 3/8" x 4-3/4" | Left | 3.50" | 200 | 18 |
| LHK500X06-NR | 1/2" x 6-1/4" | Right | 4.50" | 100 | 38 |
| LHK500X06-NL | 1/2" x 6-1/4" | Left | 4.50" | 100 | 38 |
| LHK625X07-NR | 5/8" x 7-3/8" | Right | 5.00" | 50 | 68 |
| LHK625X07-NL | 5/8" x 7-3/8" | Left | 5.00" | 50 | 68 |

**J-BOLTS - YELLOW ZINC CHROMATE**

| Part # | Size/Thread | Pieces/Pack | Wt (Lbs)/Pack |
|---------|-------------|-------------|---------------|
| J-Bolts | 1/2 - 13 | 100 | 20.87 |

**LOOP NUTS - YELLOW ZINC CHROMATE**

| Part # | Size/Thread | Pieces/Pack | Wt (Lbs)/Pack |
|----------|-------------|-------------|---------------|
| Loopnuts | 1/2 - 13 | 100 | 24.00 |



DRILL & TAP SCREWS - 7/16 SERRATED WASHER HEAD

| 2,500 Pc Carton Part # | 1,000 Pc Box Part # | Size | Type | Threads/Inch | Point | Wt (Lbs)/1,000 Pcs |
|------------------------|---------------------|----------------|------|--------------|------------|--------------------|
| C6322-2500 | C6322-1000 | 1/4" x 3/4" | AB | 14 | #1 Reduced | 14.9 |
| C6327-2500 | C6327-1000 | 1/4" x 3/4" | UNC | 20 | #1 Reduced | 15.0 |
| C6326-2500 | C6326-1000 | 1/4" x 1" | AB | 14 | #1 Reduced | 16.4 |
| C6329-2500 | C6329-1000 | 1/4" x 1" | UNC | 20 | #1 Reduced | 17.5 |
| -- | C6332-1000 | 5/16" x 1" | AB | 12 | #4 Reduced | 22.0 |
| -- | C6333-1000 | 5/16" x 1-1/4" | AB | 12 | #4 Reduced | 25.0 |



C6329

DEEP INDENTED LAG & SMS SCREWS - 7/16 WASHER HEAD

| Part # | Size | Type | Threads/Inch | Head | Wt (Lbs)/1,000 Pcs |
|------------|-------------|------|--------------|----------|--------------------|
| C6045-1000 | 1/4" x 3/4" | A | 10 | Indented | 18.4 |
| C6360-1000 | 1/4" x 3/4" | AB | 14 | Serrated | 15.0 |



C6045



C6360

HIGH HAT HEX WASHER HEAD LAG SCREWS - 7/16 WASHER HEAD

| Part # | Size | Description | Threads/Inch | Point | Wt (Lbs)/1,000 Pcs |
|------------|----------------|-------------|--------------|--------|--------------------|
| C6052-1000 | 5/16" x 1-5/8" | Full Thread | 10 | Type A | 37.3 |
| C6053-1000 | 5/16" x 1-3/4" | Full Thread | 10 | Type A | 37.5 |
| C6055-1000 | 5/16" x 2" | Full Thread | 10 | Type A | 45.8 |
| C6059-500 | 5/16" x 2-1/2" | Full Thread | 10 | Type A | 49.3 |
| C6061-500 | 5/16" x 3" | Full Thread | 10 | Type A | 56.7 |

High Hat heads keep lags in the socket for easier installation.



HEX HEAD TAP BOLTS - FULLY THREADED

| Part # | Size | Type | Threads/Inch | Head | Wt (Lbs)/1,000 Pcs |
|------------|------------------|------|--------------|-------|--------------------|
| C6102-1000 | 1/4"-20 x 3/4" | UNC | 20 | 7/16" | 14.7 |
| C6104-1000 | 1/4"-20 x 1" | UNC | 20 | 7/16" | 17.8 |
| C6112-1000 | 5/16"-18 x 3/4" | UNC | 18 | 1/2" | 24.4 |
| C6114-1000 | 5/16"-18 x 1" | UNC | 18 | 1/2" | 27.6 |
| C6122-1000 | 3/8"-16 x 3/4" | UNC | 16 | 9/16" | 35.3 |
| C6128-500 | 3/8"-16 x 1-1/2" | UNC | 16 | 9/16" | 56.0 |



CARRIAGE BOLTS - FULLY THREADED

| Part # | Size | Type | Threads/ Inch | Head | Wt (Lbs)/ 1,000 Pcs |
|------------|------------------|------|------------------|-------|------------------------|
| C6072-1000 | 1/4"-20 x 1-3/4" | UNC | 20 | Flat | 24.0 |
| C6073-1000 | 1/4"-20 x 1-7/8" | UNC | 20 | Flat | 25.0 |
| C6076-1000 | 1/4"-20 x 2-1/4" | UNC | 20 | Flat | 29.0 |
| C6078-1000 | 1/4"-20 x 2-1/2" | UNC | 20 | Flat | 31.5 |
| C6093-1000 | 1/4"-20 x 1-3/4" | UNC | 20 | Round | 25.0 |
| C6095-1000 | 5/16"-18 x 3/4" | UNC | 18 | Round | 24.2 |



C6073



C6095

SLOTTED TRACK BOLTS - RIB-NECK

| Part # | Size | Type | Threads/ Inch | Head | Wt (Lbs)/ 1,000 Pcs |
|------------|----------------|------|------------------|------|------------------------|
| C6142-1000 | 1/4"-20 x 5/8" | UNC | 20 | Pan | 9.0 |
| C6146-1000 | 1/4"-20 x 1" | UNC | 20 | Pan | 13.9 |

Short shoulder
rib-neck with
low profile pan
head.



FLAT WASHERS

| Part # | Size | Type | Wt (Lbs)/ 1,000 Pcs |
|------------|-------|------|------------------------|
| C6213-1000 | 5/16" | USS | 11.60 |
| C6214-1000 | 3/8" | USS | 12.80 |



FINISHED HEX NUTS

| Part # | Size | Type | Threads/ Inch | Across Flats | Wt (Lbs)/ 1,000 Pcs |
|------------|----------|------|------------------|-----------------|------------------------|
| C6160-1000 | 1/4"-20 | UNC | 20 | 7/16" | 6.97 |
| C6163-1000 | 5/16"-18 | UNC | 18 | 1/2" | 10.60 |
| C6165-1000 | 3/8"-16 | UNC | 16 | 9/16" | 15.60 |



KEP NUTS

| Part # | Size | Type | Threads/Inch | Across Flats | Wt (Lbs)/1,000 Pcs |
|------------|----------|------|--------------|--------------|--------------------|
| C6201-1000 | 1/4"-20 | UNC | 20 | 7/16" | 6.80 |
| C6203-1000 | 5/16"-18 | UNC | 18 | 1/2" | 11.60 |



SERRATED FLANGE NUTS

| Part # | Size | Type | Threads/Inch | Across Flats | Wt (Lbs)/1,000 Pcs |
|------------|----------|------|--------------|--------------|--------------------|
| C6211-1000 | 1/4"-20 | UNC | 20 | 7/16" | 8.45 |
| C6215-1000 | 5/16"-18 | UNC | 18 | 1/2" | 12.70 |
| C6216-1000 | 3/8"-16 | UNC | 16 | 9/16" | 18.50 |



SLEEVE ANCHORS

| Part # | Size | Length | Pack | Wt (Lbs)/Pack |
|------------|-------|--------|------|---------------|
| C1405-100 | 5/16" | 1-1/2" | 100 | 4.00 |
| C09407-100 | 5/16" | 2-1/2" | 100 | 5.70 |
| C09431-50 | 3/8" | 1-7/8" | 50 | 4.00 |
| C1433-50 | 3/8" | 3" | 50 | 4.75 |
| C09442-25 | 1/2" | 2-1/4" | 25 | 3.10 |
| C09446-25 | 1/2" | 4" | 25 | 5.10 |
| C09455-10 | 5/8" | 4-1/4" | 10 | 3.88 |



WEDGE ANCHORS

| Part # | Size | Length | Pack | Wt (Lbs)/Pack |
|-----------|------|--------|------|---------------|
| C1031-100 | 3/8" | 2-1/8" | 100 | 8.60 |
| C09056-25 | 5/8" | 6" | 25 | 13.25 |



HAMMER ANCHORS

| Part # | Size | Length | Pack | Wt (Lbs)/Pack |
|------------|-------|--------|------|---------------|
| C09704-100 | 3/16" | 7/8" | 100 | 1.30 |
| C09716-100 | 1/4" | 1-1/4" | 100 | 2.4 |



MAZE NAILS - DOUBLE HOT DIP, 1 LB BOX*

| Part # Smooth Shank | Part # Ring Shank | Color | Wt (Lbs)/Pack |
|---------------------|-------------------|-----------|---------------|
| WSNAIL-MS-W-1 | WSNAIL-MR-W-1 | White | 1 |
| WSNAIL-MS-A-1 | WSNAIL-MR-A-1 | Almond | 1 |
| WSNAIL-MS-B-1 | WSNAIL-MR-B-1 | Brown | 1 |
| WSNAIL-MS-S-1 | WSNAIL-MR-S-1 | Sandstone | 1 |
| WSNAIL-MS-WK-1 | WSNAIL-MR-WK-1 | Wicker | 1 |

Convenient 1 Lb packages.



MAZE NAILS - DOUBLE HOT DIP, 5 LB BOX*

| Part # Smooth Shank | Part # Ring Shank | Color | Wt (Lbs)/Pack |
|---------------------|-------------------|-----------|---------------|
| WSNAIL-MS-W | WSNAIL-MR-W | White | 5 |
| WSNAIL-MS-A | WSNAIL-MR-A | Almond | 5 |
| WSNAIL-MS-B | WSNAIL-MR-B | Brown | 5 |
| WSNAIL-MS-S | WSNAIL-MR-S | Sandstone | 5 |

Ring shank are 1-7/16", smooth shank are 1-1/2".



MAZE NAILS - DOUBLE HOT DIP, 50 LB BOX*

| Part # Smooth Shank | Part # Ring Shank | Color | Wt (Lbs)/Pack |
|---------------------|-------------------|-----------|---------------|
| WSNAIL-MS-W-50 | WSNAIL-MR-W-50 | White | 50 |
| WSNAIL-MS-A-50 | WSNAIL-MR-A-50 | Almond | 50 |
| WSNAIL-MS-B-50 | WSNAIL-MR-B-50 | Brown | 50 |
| WSNAIL-MS-S-50 | WSNAIL-MR-S-50 | Sandstone | 50 |

MAZE NAILS - RING SHANK IN COILS

| Part # | Color | Length | Coils/Pack | Nails/Pack |
|--------------|-----------|--------|------------|------------|
| WSNAIL-MRC-W | White | 1-1/2" | 16 | 3,200 |
| WSNAIL-MRC-A | Almond | 1-1/2" | 16 | 3,200 |
| WSNAIL-MRC-B | Brown | 1-1/2" | 16 | 3,200 |
| WSNAIL-MRC-S | Sandstone | 1-1/2" | 16 | 3,200 |



ALUMINUM NAILS - TEMPERED ALLOY

| Part # | Color | Wt (Lbs)/Pack |
|----------|-----------|---------------|
| WSNAIL-W | White | 1 |
| WSNAIL-A | Almond | 1 |
| WSNAIL-B | Brown | 1 |
| WSNAIL-S | Sandstone | 1 |

1 Lb package approximately 980 Pcs.



*Additional colors are available. Call 800.431.3095 for details.
- All nails are **MADE IN THE USA**



FEHR LUBRICANTS



FEHR HAS BEEN TRUSTED FOR OVER 35 YEARS TO PROVIDE THE BEST LUBRICANTS. THE NEWEST MEMBERS TO THE LINE-UP INCLUDE HIGH PURITY FOOD GRADE GREASE, FOOD GRADE DRY SILICONE SPRAY AND PTFE ULTRA LUBE.

| L6980 | L6970 | L6950 | L6940 | L6960 | L6930 |
|---|---|---|---|---|---|
| <ul style="list-style-type: none"> • Dry Silicone Spray | <ul style="list-style-type: none"> • Multi-Purpose Lubricant | <ul style="list-style-type: none"> • Methylene Chloride Free Lubricant | <ul style="list-style-type: none"> • High Purity Food Grade Grease | <ul style="list-style-type: none"> • PTFE Multi-Purpose Lube | <ul style="list-style-type: none"> • Penetrating Oil |
| <ul style="list-style-type: none"> • Lubricates • Waterproofs • Colorless and odorless • Repels dirt and grime • No sticky residue | <ul style="list-style-type: none"> • Sprays on like foam • Sets up to a tough protective grease in minutes • Ideal for hard to reach areas | <ul style="list-style-type: none"> • Sprays on like foam • Sets up to a tough protective grease in minutes • Ideal for hard to reach areas | <ul style="list-style-type: none"> • Food grade lubricant • Excellent for high load applications requiring a long grease life | <ul style="list-style-type: none"> • Sprays on like oil • Sets up to a thick grease • High pressure spray for hard to reach areas • PTFE remains on surface | <ul style="list-style-type: none"> • Penetrant • Lubricates • Prevents corrosion • Frees frozen parts |
| <ul style="list-style-type: none"> • -35° to 550 ° F • 50 State VOC compliant • NSF H1 Food Grade | <ul style="list-style-type: none"> • Bentone based • 0 to 300 ° F • Not for use in California | <ul style="list-style-type: none"> • Lithium based • 0 to 350 ° F • 50 State VOC compliant | <ul style="list-style-type: none"> • Calcium sulfonate • -40° to 550 ° F • 50 State VOC compliant • NSF H1 Food Grade | <ul style="list-style-type: none"> • PTFE • -30° to 600 ° F • Non-Chlorinated • 50 State VOC compliant | <ul style="list-style-type: none"> • Mineral oil • 0 to 300 ° F • 50 State VOC compliant |
| | <ul style="list-style-type: none"> • Available as private label | <ul style="list-style-type: none"> • Available as private label | <ul style="list-style-type: none"> • Available in spray, cartridge and pail | <ul style="list-style-type: none"> • Available as private label | <ul style="list-style-type: none"> • Available as private label |

Private Labelling Program:

- Available on all Fehr Lubricants except those that require NSF certification
- 30 case minimum
- No charge for artwork
- Send art as PDF or JPEG

FEHR LUBRICANTS MADE IN USA

| Part # | Description | Size (Oz) | Cans/Case | Label Color | Wt (Lbs)/Case |
|--------|-----------------------------------|-----------|-----------|-------------|---------------|
| L6970 | Multi-Purpose Spray Lube | 16.0 | 12 | Blue | 16.0 |
| L6950 | Methylene Free Spray Lube | 15.0 | 12 | Green | 14.5 |
| L6960 | PTFE Lube | 14.0 | 12 | Blue/Silver | 16.2 |
| L6940 | NSF Food Grade White Grease Spray | 11.0 | 12 | Orange | 11.0 |
| L6940T | NSF Food Grade Grease Cartridge | 14.5 | 10 | Orange | 9.0 |
| L6980 | NSF Food Grade Dry Silicone | 11.5 | 12 | Purple | 12.4 |
| L6930 | Penetrating Oil | 15.0 | 12 | Red | 15.3 |

SLIPIT MADE IN USA

| Part # | Description | Size | Cans/Case | Wt (Lbs)/Case |
|--------------|-------------------------|-------|-----------|---------------|
| SLIPIT-SPRAY | SLIPIT Spray Lube | 11 oz | 12 | 12.0 |
| SLIPIT-Q | SLIPIT Sliding Compound | 1 qt | 12 | 27.0 |
| SLIPIT-G | SLIPIT Sliding Compound | 1 gal | 4 | 33.2 |
| SLIPIT-5G | SLIPIT Sliding Compound | 5 al | 1 | 39.2 |

Paraffin based with silicone, non-toxic FDA & USDA approved.

**HAND CLEANER TOWELS** MADE IN USA

| Part # | Description | Towel Count | Size | Wt (Lbs)/Case |
|------------|--------------------------|-------------|-------------------|---------------|
| FEHRTOWELS | Heavy Duty 2-sided Wipes | 110 | 8" x 12" | 2.40 |
| SCRUBS | Hand Cleaner Towels | 72 | 10-1/2" x 12-1/4" | 2.83 |

Abrasive side cuts through tough soils, smooth side wipes delicate surfaces.



Loosens, dissolves and absorbs dirt and grease leaving hands clean.





CABLE RAILING HARDWARE - TYPE 316

STAINLESS STEEL CABLE

| Part # | Diameter | Type | Breaking Strength (Lbs) | Wt (Lbs)/ 1,000 Ft |
|---------|----------|--------|-------------------------|--------------------|
| 2T19156 | 5/32" | 1 x 19 | 2,800 | 60 |

- Standard reels available in: 100', 250', 500', 1,000', 5,000'.



RAILEASY™ TENSIONER - FLAT

| Part # | Cable Size | Length | Base Diameter | Adjustment | Wt (Lbs)/Ea |
|------------|------------|--------|---------------|------------|-------------|
| S0981-0004 | 5/32" | 5-3/8" | 1-1/2" | 1-3/8" | 0.16 |

- Slotted base allows for 45° cable angle.



RAILEASY™ SWIVEL END - FLAT

| Part # | Cable Size | Length | Base Diameter | Wt (Lbs)/Ea |
|------------|------------|--------|---------------|-------------|
| S0981-S004 | 5/32" | 2-5/8" | 1-1/2" | 0.12 |

- Slotted base allows for 45° cable angle.



RAILEASY™ STUD ASSEMBLY

| Part # | Cable Size | Stud Length | Stud Diameter | Thread Length | Wt (Lbs)/Ea |
|--------------|------------|-------------|---------------|---------------|-------------|
| S0980-0004X2 | 5/32" | 4-1/2" | 1/4" | 3" | 0.25 |



RAILEASY™ LAG STUD

| Part # | Thread Direction | Cable Size | Stud Length | Lag Diameter | Wt (Lbs)/Ea |
|--------------|------------------|------------|-------------|--------------|-------------|
| S0980-R004X2 | Right | 5/32" | 2-1/4" | 9/32" | 0.17 |



- Visit our website for additional railing hardware.

GARAGE DOOR HARDWARE

Fehr, as a member of the IDA (International Door Association) and of DASMA (Door and Access Systems Manufacturers Association) for over 35 years, supplies a full line of hardware for the installation and or repair of sectional garage doors.



DOOR FACE HARDWARE

- 18, 14, and 11 Gauge Hinges
- Residential and Commercial Top and Bottom Brackets
- Lift Handles, Lock Hardware

ROLLERS

- 2" and 3" Steel with Standard, Long or X-Long Stems
- 2" and 3" Nylon with Standard, Long or X-Long Stems
- Stainless Steel and Truck Door Rollers

OPERATOR BRACKETS

- Narrow Adjustable
- Standard 18", 21" and 24" Galvanized
- White Powder coated Narrow and 21" models

LIFT & SPRING HARDWARE

- Extension Lift Hardware and Springs
- Torsion Lift Hardware and Springs
- Pulleys, Drums, Cones and Cables

WEATHERSEAL

- Royal Mouldings Jamb Seal
- Top and Bottom Retainers
- Astragal Seals
- Rodent Control Fabric

- Visit our website for additional garage door hardware.





CUSTOM CABLE & CHAIN ASSEMBLIES

From small batch specialized assemblies to large run OEM requirements, Fehr Bros. has the manufacturing capabilities to meet customers' specific needs.

DOOR LIFT CABLES

- Plain and Thimbled Loop Extension Cables
- Torsion Lift Cables with Stop or Floating Stop
- Spring Restraint Cables, Door Lock Cables

LIGHTING RESTRAINT

- Powder White, Powder Black, GAC and SSAC
- 1/4" or 5/16" Spring Hooks
- 18", 30", 48" or Custom

WINCH ASSEMBLIES

- 7 x 19 GAC/SSAC, Wire Rope
- Clevis Slip Hook with Latch, Eye Hoist Hook with Latch
- Sizes 3/16"-1/2"

SLINGS


- Tagged and Rated
- 3/8"-7/8" IWRC, GAC, or SSAC
- Plain Loop or Thimbled Loop

PUMP LIFTING

- Custom Sizes 1/4"- 1" SSPC Chain
- Corresponding Key Hook and Lift Assembly
- Stainless Steel with Copper Fittings

CUSTOM SOLUTIONS

- Private Labeling
- Custom Packaging
- Chain Assemblies
- Hardware Kits
- Dealer Display Packs
- Bar Coding



| | | | | | |
|-------------------------------------|--------|---------------------------------|--------|--|------------|
| Aluminum Swage Fittings . . . | 14, 15 | Sash | 19 | Gripple Cable Adjusters | 16 |
| Anchor Bolts | 58 | Stainless Steel | 18 | Gripple Torque Tensioning Tool | 16 |
| Anchor Shackles | 50, 51 | Single Jack | 19 | Guy Strand & Hardware | |
| Assemblies | | Straight Link | 19 | Dead Ends | 8 |
| Cable & Wire Rope | 9 | Clips | | End Sleeves | 8 |
| Lighting Restraint Cables | 9 | Adjustment | 16 | Guy Strand Common Grade | 7 |
| Beam Clamps | 26 | Wire Rope | 12, 13 | Guy Strand EHS | 7 |
| Binder Chains | 20 | Coir Twine | 26 | Splices | 7 |
| Blocks | | Cold Shuts | 45 | Tensioners | 7 |
| Hay | 34 | Connecting Hardware | | Hammerlocks | 21 |
| Snatch | 34 | Cold Shuts | 45 | Hand Cleaner Towels | 61 |
| Stainless Steel | 33 | Connecting Links | 45 | Hand Winches | 37 |
| Braided Synthetic Cord | 36 | Double Clevis | 45 | Helix Anchors | 38 |
| Cable | | Hammerlocks | 21 | Hops Clips & Tool | 26 |
| Assemblies | 9, 64 | Lap Links | 45 | Hooks | |
| Black Coated Galvanized | 3 | Masterlinks | 21 | Alloy | 49 |
| Galvanized | 2 | Pear Links | 43 | Grab | 48, 49 |
| Guy Strand | 7 | Quick Links | 43 | Hoist | 49 |
| Left Lay | 6 | S-Hooks | 46 | Slip | 48 |
| Nylon Coated | 3 | Snap Hooks | 46 | Snap | 46 |
| Stainless Steel T304 | 4 | Spring Hooks | 47 | Spring Hooks | 47 |
| Stainless Steel T316 | 4 | Swivels | 44 | J-Bolts | 55 |
| Vinyl Coated | 3 | Split Rings | 46 | J-Lag Hooks | 55 |
| ZN-AL Cable | 6 | Copper Swage Fittings | 14, 15 | Kwik-Loc™ | 16 |
| Cable Accessories | | Cutting Tools | | Lap Links | 45 |
| Adjustment Clips | 16 | Cable | 23 | Lighting Restraint Cables | 9 |
| Kwik-Loc™ | 16 | Chain | 25 | Links | |
| Locks | 16 | Deck Chain | 18 | Alloy Grab | 21 |
| Sleeves & Stops | 14, 15 | Double Clevis | 45 | Alloy Oval | 21 |
| Thimbles | 10, 11 | Earth Anchors | 38 | Forged Carbon Pear | 43 |
| Wire Rope Clips | 12, 13 | Eyebolts | | Load Binders | |
| Cable Meter | 26 | Drop Forged | 53 | Lever Type | 20 |
| Cable Puller | 28, 29 | Machinery Plain | 54 | Ratchet Type | 20 |
| Cable Railing Hardware | 62 | Machinery Shoulder | 54 | Loop Nuts | 55 |
| Chain | | Metric Shoulder | 54 | Lubricants | |
| Alloy | 18 | Washers | 55 | Spray Lube | 60, 61 |
| Binder | 20 | Eye Lag Screws | 55 | Penetrating Oil | 60, 61 |
| Cutting Tool | 25 | Fasteners | | Food Grade | 60, 61 |
| Slings | 22 | Anchor Bolts | 58 | Slip-It Sliding Compound | 61 |
| Deck Chain | 18 | Carriage Bolts | 57 | Nails | |
| Double Loop | 19 | Drill and Tap Screws | 56 | Aluminum Trim | 59 |
| G43 High Test | 17 | Flat Washers | 57 | Painted Steel Trim | 59 |
| G70 Transport | 18 | Flange Nuts | 58 | Perforated Angle | 27 |
| G80 Alloy | 18 | Hex Head Bolts | 56 | Polyester Slings | 30, 31, 32 |
| Grab Link Assemblies | 22 | Hex Nuts | 57 | Pulleys | |
| Machine Chain | 19 | Hex Washer Head Lags | 56 | Cast Iron | 34 |
| Mooring Chain | 17 | Kep Nuts | 58 | Needle Bearing | 34 |
| Passing Link | 19 | Sheet Metal Screws | 56 | | |
| G30 Proof Coil | 17 | Track Bolts | 57 | | |
| Chain (cont.) | | Garage Door Hardware | 63 | | |

| | |
|------------------------------------|------------|
| Pulleys (cont.) | |
| Nylon | 35 |
| Plastic Pulleys | 34 |
| Split Bracket | 35 |
| Swivel Eye | 35 |
| Quick Links | 43 |
| Rotation Resistant Wire Rope | 6 |
| Railing Hardware | 62 |
| S-Hooks | 46 |
| Scrubs | 61 |
| Shackles | |
| Chain | 51 |
| Commercial Grade | 51 |
| Domestic | 50 |
| Duty Rated | 50 |
| Safety | 51 |
| Stainless Steel Bow | 52 |
| Stainless Steel Straight D | 52 |
| Stainless Steel Wide D | 52 |
| Sheaves, Stainless Steel | 33 |
| Slings | |
| Cable & Wire Rope | 9 |
| Chain | 22 |
| Tuflex® Round Slings | 30, 31 |
| SteelFlex Round Slings | 31 |
| Tuff-Edge® II Web Slings | 32 |
| Slipit Sliding Compound | 61 |
| Snap Hooks | 46 |
| Split Rings | 46 |
| Spring Hooks | 47 |
| Stainless Steel Products | |
| Blocks | 33 |
| Cable | 4 |
| Chain | 18 |
| Quick Links | 43 |
| Shackles | 52 |
| Sheaves | 33 |
| S-Hooks | 46 |
| Spring Hooks | 47 |
| Swivels | 44 |
| Thimbles | 11 |
| Turnbuckles | 42 |
| Wire Rope | 5 |
| Wire Rope Clips | 13 |
| Staples | 46 |
| Swage Fittings | |
| Aluminum | 14, 15 |
| Copper | 14, 15 |
| Zinc Plated Copper | 14 |
| Swage Fittings (cont.) | |
| Stainless Steel | 15 |
| Swaging Tools | 24, 25 |
| Swivels | 44 |
| Thimbles | |
| AN-Type | 10, 11 |
| Heavy Duty | 10, 11 |
| Stainless Steel | 11 |
| Standard Duty | 10, 11 |
| Tools | |
| Angle Shears | 27 |
| Cable Cutting | 23 |
| Cable Meter | 26 |
| Cable Grips | 28, 29 |
| Calipers (Electronic) | 26 |
| Chain Cutting | 25 |
| Klein® Chicago Cable Grips | 28 |
| Klein® Haven Cable Grips | 28 |
| Maasdam® Pow'r-Pulls | 29 |
| Ronan Cutters | 25 |
| Swaging | 24 |
| Swaging Tool Kits | 25 |
| Turnbuckles | |
| Galvanized | 39, 40, 41 |
| Stainless Steel | 42 |
| Stub End | 42 |
| Warnings and Cautions | 67, 68 |
| Washers | |
| Eyebolt | 55 |
| Flat | 57 |
| Weatherseal | 63 |
| Winches | |
| Ceiling | 36 |
| Hand | 37 |
| Worm Gear | 36 |
| Wire Rope | |
| Assemblies | 9, 64 |
| Fiber Core | 5 |
| Galvanized | 5 |
| Rotation Resistant | 6 |
| Steel Center | 5 |
| Stainless Steel T304 | 5 |
| Wire Rope Clips | |
| Double Saddle | 13 |
| Drop Forged | 12 |
| Malleable | 12 |
| Stainless Steel T304 | 13 |
| Stainless Steel T316 | 13 |
| Yarding Blocks | 34 |



ORDER ONLINE

Go to www.fehr.com and sign in with your B2B login for a one-stop solution to all your cable and hardware needs. Through our website you will be able to:

- See our complete line of chain, cable, wire rope and rigging hardware.
- Have access to our competitive distributor pricing.
- Quickly place and track your orders.
- Manage and edit your account.

PRICES: Prices are subject to change without notice. Invoices are based upon prices in effect at time of order. Check our website for up to date pricing. Fuel surcharges may apply.

TERMS OF PAYMENT: VISA, MasterCard, AMEX and Discover accepted. Net Cash 10 days for approved accounts.

MINIMUM INVOICE: \$50.00, FOB Saugerties, NY

LATE CHARGE: A late charge of 1.5% per month is added to accounts over sixty (60) days from date of invoice.

RETURNED CHECKS: A \$30.00 fee is charged for returned checks.

FREIGHT POLICY: All shipments are FOB warehouse. Freight Collect or Prepay and Add. Call 800.431.3095 to inquire about our Prepaid Freight Policy. Fehr Bros. Industries, Inc. reserves the right to ship by carrier of our choice. Policy subject to change.

COD fees, redelivery, inside delivery, lift gate, call for appointment, overlength, residential delivery, airfreight charges and any other special handling or packaging charges are the responsibility of the customer.

Bills of lading must be signed with exception for missing goods or exposed damages. Freight claims for damaged

or missing materials are the responsibility of the buyer. All cartons must be inspected for concealed damage or shortage upon receipt. Claims must be submitted to the carrier within five (5) business days.

RETURNS: Fehr Bros. wants you to be 100% satisfied with our products and service. Merchandise in its original condition may be returned for credit within thirty (30) days of receipt of material. Our Customer Service Department will provide a Return Material Authorization (RMA) form and number on request. Affix the RMA number labels to the outer carton and return the form with the material, freight paid, to the warehouse indicated on the RMA instructions. Call 800.431.3095.

A restocking fee of 15% plus freight charges may apply. No freight collect or COD shipments will be accepted. Unauthorized shipments will be returned at the customer's expense. Special order material and material cut to custom specifications are not returnable.

WARRANTY: Fehr Bros. Industries, Inc. warrants its products against defective materials and workmanship at time of shipment. Damage in transit is the responsibility of the carrier. Claims are subject to inspection by our authorized representative, and liability is limited to replacement of material or refund of the purchase price. We cannot be responsible for labor charges and consequential damages.

Warnings and Cautions Governing the Sale and Use of Cable, Springs and Attachments

All products are sold subject to the following Warnings and Cautions and with the express understanding that the purchaser and/or user are thoroughly familiar with their proper use. Fehr Bros. Industries, Inc. assumes no responsibility for the use, misuse or misapplication of its products.

WORKING LOAD LIMIT: The Working Load Limit (WLL) is the maximum load which should be applied to the product under any condition. WLL is based on a load being uniformly applied in a straight-line pull. It is the responsibility of the end user to determine a WLL for each application. Many factors should be considered including, but not limited to, loads applied, speed of operation, acceleration, length of cable, shock loads, abrasion, corrosion, size, condition of drums and sheaves, and the danger to life and property should a cable break.

BREAKING STRENGTH: Breaking Strengths apply only to new, unused Cable. Do NOT use Breaking Strength for design or rating purposes. Use WLL instead.

AVOID SHOCK LOADS: Loads exceeding the static load caused by rapid change of movement. WLL will not apply.

MATCHING COMPONENTS: All attachments used with chain and wire rope must be of suitable material, type and strength to provide adequate safety protection. Attachments should have WLL at least equal to the other components with which they are used.

INSPECTION: No product can operate indefinitely at its rated capacity. Cables must be lubricated and maintained in accordance with normal safety standards. Do not kink, knot or crush. Cable, wire rope, chain and attachments must be inspected regularly for any deterioration which may result in the loss of original strength. User must determine whether further use of product would constitute a safety hazard to life or property.

MARKING REQUIREMENTS: U.S. Customs Law requires that the end user of imported products be informed of the country of origin. All imported products sold by Fehr Bros. are marked accordingly. Resellers are responsible for relaying country of origin information to the end user.

SPECIFICATIONS: Product dimensions, weights, strengths and other specifications listed are approximate and may vary according to industry standards.

CHAIN AND ATTACHMENTS

WARNING: Use only Grade 80 Alloy Chain for overhead lifting purposes or where failure is likely to cause damage to property or persons. Proof Coil, High Test, and Grade 70 Transport Chains are not to be used for overhead lifting. Eliminate all twists and kinks in chain before using. All dimensions are nominal and all weights are approximate.

INSPECTION: All chain and attachments should be inspected regularly for visible damage, distortion, elongation, corrosion, wear, bent links, cracks, or nicks which can cause breakage or seriously reduce the strength and ability to perform safely.

MATCH COMPONENTS PROPERLY: Attachments should have WLL at least equal to the chain with which they are used.

AVOID SHOCK LOADS.

WINCHES

WARNING: Do not exceed the rated capacity of winches or other components. Winches are not to be used for lifting humans or loads overhead. Do not use winches to secure loads to a trailer; use appropriate tie-downs.

The rated winch capacity is based on one layer of line on the drum. As the line builds on the drum the capacity decreases.

Never fully extend the line under load. Keep out of the line of force of any load.

Maintain control of handle under load. Inspect and secure the handle regularly.

WIRE ROPE, CABLE AND ATTACHMENTS

WARNING: Cables are not suitable for use in aircraft controls.

BREAKING STRENGTHS: Breaking Strengths apply only to new, unused Wire Rope and Cable.

WORKING LOAD LIMIT: It is the responsibility of the ultimate user to determine a Working Load Limit for each application. Many factors should be considered included among, but not limited to: loads applied, speed of operation, acceleration or deceleration, length of rope or cable, shock loads, abrasion, corrosion, number, size, condition and location of drums and sheaves, facilities for inspection, and the danger to life and property should a rope or cable break.

Wire Ropes and Cables must be stored, used, lubricated and maintained in accordance with normal safety standards; and must be properly designed, maintained, and operated. Inspect regularly. Do not kink, knot or crush.

INSPECTION: No product can operate indefinitely at its rated capacity. Wire Rope and Cable must be inspected regularly for any deterioration which may result in the loss of original strength. User must determine whether further use of the rope would constitute a safety hazard to life or property.

Lubricate operating ropes regularly.

Keep out from under any raised loads and keep out of the line of force of any load.

AVOID SHOCK LOADS.





FEHR BROS. INDUSTRIES, INC. is an industry leading supplier of **cable, wire rope, chain and industrial hardware** to thousands of distributors. With over 150 years of international experience, Fehr Bros. has a long tradition of **excellent service, competitive prices and a strong commitment to quality** that has earned us a loyal and growing customer base.



www.fehr.com

⚠ WARNING

Items presented in this catalog may expose you to chemicals or compounds which are known to the State of California to cause cancer and/or birth defects or other reproductive harm. Please contact your sales representative prior to purchasing to discuss how our products are affected by California Proposition 65. For more information go to www.prop65warnings.ca.gov or visit our website at www.fehr.com.



FEHR BROS. INDUSTRIES, INC.
895 KINGS HWY, SAUGERTIES, NY 12477

CALL 800.431.3095
FAX 888.352.1790

www.fehr.com