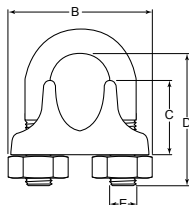


ROPE/CHAIN HARDWARE

STAINLESS STEEL WIRE ROPE CLIP

CAST



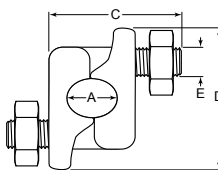
Design: Standard Duty
Process: Cast
Material: 304 Stainless Steel
Finish: Polished



ITEM NUMBER	ROPE SIZE	ACROSS SADDLE (B)	SADDLE HEIGHT (C)	U-BOLT HEIGHT INSIDE (D)	BOLT DIAMETER (E)	WEIGHT/PC. (Approx.)
SWR018	1/8"	15/16"	3/8"	11/16"	3/16"	.05 lbs.
SWR316	3/16"	1-1/8"	1/2"	15/16"	1/4"	.09 lbs.
SWR014	1/4"	1-7/16"	5/8"	1"	1/4"	.18 lbs.
SWR516	5/16"	1-11/16"	3/4"	1-3/8"	3/8"	.29 lbs.
SWR038	3/8"	1-15/16"	7/8"	1-1/2"	7/16"	.45 lbs.
SWR012	1/2"	2-1/4"	1-1/8"	1-7/8"	1/2"	.80 lbs.
SWR058	5/8"	2-1/2"	1-5/16"	2-3/8"	9/16"	1.10 lbs.
SWR034	3/4"	2-13/16"	1-7/16"	2-3/4"	5/8"	1.38 lbs.
SWR001	1"	3-7/16"	1-13/16"	3-1/2"	3/4"	3.44 lbs.

FIST GRIP CLIP

FORGED



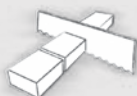
Design: Forged
Threads: UNC
Material: 1045 Carbon Steel
Finish: Hot Dipped Galvanized



ITEM NUMBER	ROPE SIZE (A)	SADDLE DEPTH (NS)	SADDLE TO END OF BOLT (C)	ACROSS SADDLE (D)	BOLT DIAMETER (E)	WEIGHT/PC. (Approx.)
FGC316	3/16" - 1/4"	15/16"	1-3/8"	1-7/16"	3/8"	.20 lbs.
FGC516	5/16"	1-1/16"	1-1/2"	1-9/16"	3/8"	.28 lbs.
FGC038	3/8"	1-1/16"	1-13/16"	1-3/4"	7/16"	.40 lbs.
FGC012	7/16" - 1/2"	1-1/4"	2-3/16"	2-1/8"	1/2"	.66 lbs.
FGC058	9/16" - 5/8"	1-1/2"	2-11/16"	2-9/16"	5/8"	1.00 lbs.
FGC034	3/4"	1-13/16"	2-15/16"	2-11/16"	3/4"	1.75 lbs.
FGC078	7/8"	2-1/8"	3-5/16"	2-7/8"	3/4"	2.25 lbs.
FGC001	1"	2-1/4"	3-11/16"	3-1/16"	3/4"	3.00 lbs.
FGC118	1-1/8"	2-3/8"	4-3/16"	3-7/16"	7/8"	4.00 lbs.
FGC114	1-1/4"	2-1/2"	4-1/4"	3-9/16"	7/8"	4.00 lbs.
FGC112	1-3/8" - 1-1/2"	3"	5-9/16"	4-1/8"	1"	7.00 lbs.

Meets specification FF-C-450 Type III - Class 1.
 Sizes with dual coverage (i.e. FGC012: 7/16" - 1/2") may be marked with only one dimension (i.e. 1/2").

MANUFACTURING CAPABILITIES



Sawing



Milling



Drilling



Turning



Laser Cutting



Surface Grinding



Tumbling

Not designed for lifting. No rated capacity.
 Ensure proper number of clips used per industry specifications.

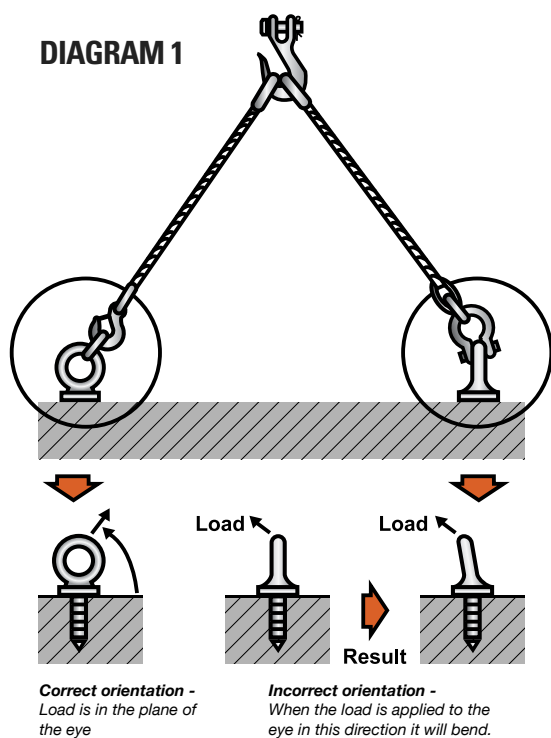
SAFETY INFORMATION

It is possible to make a lift, suspend certain objects, or construct barriers using a wide variety of hardware options. With so many choices available, how do you make sure you're using the right hardware for the job? As a supplier to the wholesale distributor market, Aztec Premium Lifting Hardware does not regulate or provide engineering guidance over the selection of specific hardware for specific uses, and our distributors have no control as to how our products are used.

To ensure your end user customer selects the right hardware for the job, and is prepared to use this hardware correctly, we recommend consultation of industry publications relating to specifications, standards, and best practices for successful rigging and/or lifting.

Excellent information can be obtained through US Government publications regarding: Crane, Hoist, and Rigging Safety (www.usa.gov) and (www.osha.gov); DOE-STD-1090-2007 regarding Hoisting and Rigging Standards (www.eh.doe.gov).

The following charts and information will assist you:



1. It is important to ensure proper alignment of the installed eye bolts before lifting. Referring to **DIAGRAM 1**: an eye bolt can be turned $\frac{1}{4}$ turn to ensure proper lifting angles. Never pull across the flats of an eye bolt.
2. **TABLE 1** makes reference to the safe working load for shoulder pattern eye bolts. Machinery Lifting Eye Bolts in this catalog, and other catalogs to which you may refer, could show a higher Working Load Limit (WLL), or Rated Capacity (RC). Lifting Eye Bolts have a safety factor of five times the WLL/RC with proper seating and full thread engagement.
3. The RC of an eye bolt is determined from a straight, zero degree, lift. As **DIAGRAM 2** refers, a significant reduction in capacity is experienced any time a lift changes from zero degrees. Although the ANSI design specification denotes a working load capability for a 90° lift, we do not recommend using a lifting angle beyond 45° . When the angle of a lift is beyond 45° consider using a Swivel Hoist Ring.



Your Account Order History at huyett.com includes:



Order Status



Your Favorites



Order Tracking Info



Quantity Breaks



Expected Ship Date



Customer Specific Pricing



Visit our Knowledge Vault for catalogs, product training, and best practices.

* Some Exclusions Apply



SAFETY INFORMATION

TABLE 1: SAFE WORKING LOAD FOR CARBON STEEL SHOULDERED EYE BOLTS (ANSI/ASME B18.15)

NOMINAL SIZE	ID OF EYE (INCH)	SAFE WORKING LOAD PER SHOULDERED EYE BOLT (LBS.)			
		VERTICAL	30° FROM VERTICAL	60° FROM VERTICAL	90° FROM VERTICAL
1/4"	.69"	400 lbs.	75 lbs.	Not Recommended	Not Recommended
3/8"	.94"	1,000 lbs.	400 lbs.	220 lbs.	180 lbs.
1/2"	1.12"	1,840 lbs.	850 lbs.	520 lbs.	440 lbs.
5/8"	1.31"	2,940 lbs.	1,410 lbs.	890 lbs.	740 lbs.
3/4"	1.44"	4,340 lbs.	2,230 lbs.	1,310 lbs.	1,140 lbs.
1"	1.69"	7,880 lbs.	3,850 lbs.	2,630 lbs.	2,320 lbs.
1-1/4"	2.12"	12,600 lbs.	6,200 lbs.	4,125 lbs.	3,690 lbs.
1-1/2"	2.44"	18,260 lbs.	9,010 lbs.	6,040 lbs.	5,460 lbs.
2"	3.06"	32,500 lbs.	15,970 lbs.	10,910 lbs.	9,740 lbs.

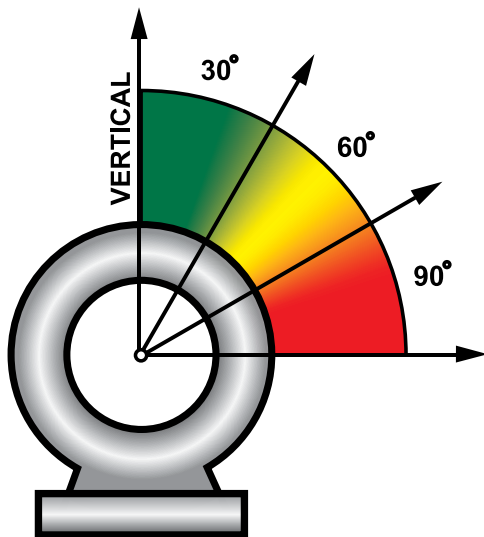


DIAGRAM 2

- Rated capacities throughout this catalog assume a working temperature range between 30° and 275°F (-1° and 135°C), any use outside of these temperatures may not provide the same performance as listed.
- Always ensure the RC of complimenting lifting components are in line with your lift requirements. Shackles, chain, eye bolts, pulleys and hooks must all be of the proper WLL/RC for the lift.
- All hardware items should be inspected before and after each use. Lifting hardware showing signs of wear, thread damage, bending, elongation or defects of any kind should be replaced. To avoid the possibility of reusing defective hardware, defective items should be destroyed by cutting through the connecting area (i.e.: for eye bolts: cut through the eye portion. For shackles: cut through the side.)

When You Choose G.L. Huyett, You Get...

 A Supply Chain Partner	 Market Intelligence	 Global Procurement	 Inventory Management Programs	 Custom Manufacturing	 Collaborative Engineering
 ISO 9001:2015 CERTIFIED	 E-Commerce	 Best-In-Class Brands	 Performance Reviews	 Custom Solutions	 Blind Dropships