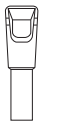
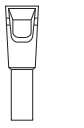



PRODUCT INFORMATION

- External face grooving with depth of cut to 1".
- Shank sizes 3/4", 1", 16mm, 20mm and 25mm in straight and 90° orientations.
- Modular tooling system will also accept OD & internal face grooving heads. See compatibility guide on Page 9-8.
- If round shanks are required, see Page 7-13, package styles 'O' and 'P'.
- Modifications can be provided on any of our tooling. Please contact us with your application requirements.
- Major diameter starting from .787".



Package 'D' Shown

INSERT SELECTIONS SEE PAGE 6-1	INSERT STYLES	
	CORNER RADIUS (TOP VIEW)	SHARP CORNER (TOP VIEW)
		

TECHNICAL SECTIONS	PRODUCT DEMONSTRATION	SPEEDS AND FEEDS	APPLICATION REFERENCE	TROUBLESHOOTING
	 www.thinbit.com/qr2-15	PG 9-12	PGS 9-3 & 9-4	PG 9-7

ORDERING INSTRUCTIONS

3/4", 1" and Metric Shanks

Select the **ORDER CODE** in the table at right that represents your selection of major diameter.

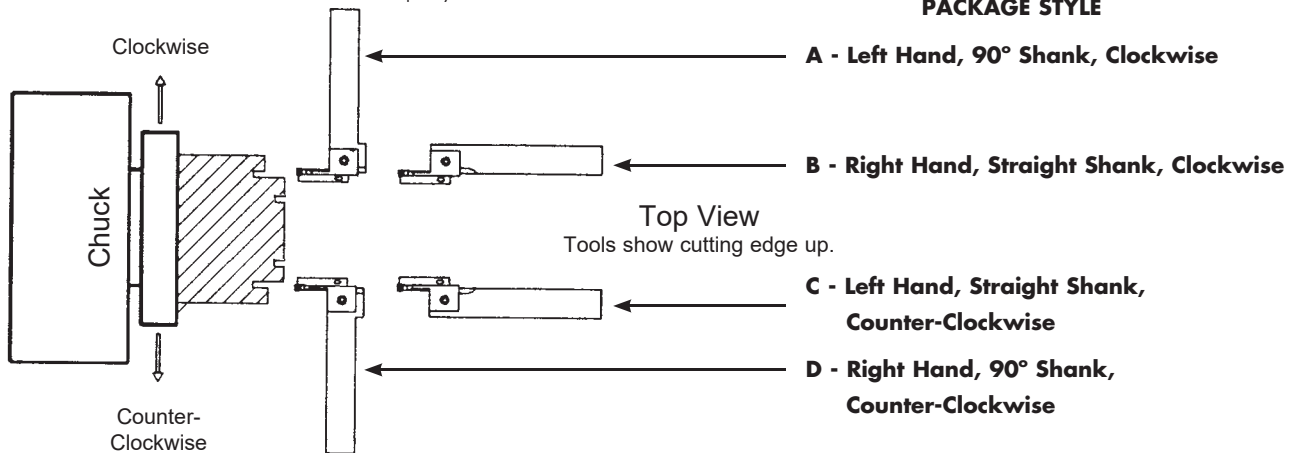
EXAMPLE:

The **ORDER CODE** for a 3mm insert width, toolholder package style 'C' with a .500" depth of cut, 1" shank and 1" major diameter is:

DGPC301301 23

Specify the 'SHANK SIZE' and MAJOR DIAMETER 'CODE'

PACKAGE STYLE



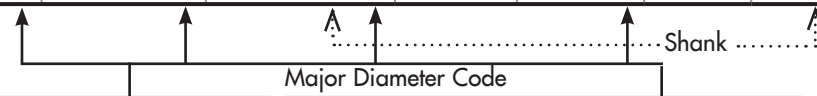
Note: If round shanks are required, see Page 7-13, package styles 'O' and 'P'.

KAISER TOOL COMPANY, INC.

FACE GROOVING TOOLS

SPECIFICATIONS			ORDER CODE											
Insert Width	Depth of Cut	Package Style	Toolholder Package			Inserts	Replacement Parts							
			Includes Shank, Head, Clamp and Hardware				Section 6 Use Inserts Beginning With	Head	Head Hardware	Shank 3/4 = 3/4" 01 = 1" 16 = 16mm 20 = 20mm 25 = 25mm	Clamp	Clamp Hardware		
See Page 2-15		3/4" Shank 3/4"x3/4"x5"	1" Shank 1"x1"x5"	Metric Shanks 16 = 16x16x125mm 20 = 20x1"x125mm 25 = 25x1"x125mm										
2mm (.078")	13mm (1/2")	A	DGPA201334__	DGPA201301__	DGPA2013__	'DGI2' (Page 6-1)	DGH32013__	DGS__YL	DGC12013	Screw: 2 each S7552	Wrench: W4025			
		B	DGPB201334__	DGPB201301__	DGPB2013__							DGS__XR		
		C	DGPC201334__	DGPC201301__	DGPC2013__							DGS__XL		
		D	DGPD201334__	DGPD201301__	DGPD2013__							DGS__YR		
3mm (.118")	13mm (1/2")	A	DGPA301334__	DGPA301301__	DGPA3013__	Use 'DGMI3' for major diameter codes '02' & '25' 'DGI3' for all others (Page 6-1)	DGH33013__	DGS__YL	DGC13013	Screw: 2 each S7552	Wrench: W4025			
		B	DGPB301334__	DGPB301301__	DGPB3013__							DGS__XR		
		C	DGPC301334__	DGPC301301__	DGPC3013__							DGS__XL		
		D	DGPD301334__	DGPD301301__	DGPD3013__							DGS__YR		
4mm (.157")	13mm (1/2")	A	DGPA401334__	DGPA401301__	DGPA4013__	Use 'DGMI4' for major diameter codes '02' & '25' 'DGI4' for all others (Page 6-1)	DGH34013__	DGS__YL	DGC14013	Screw: 2 each S7552	Wrench: W4025			
		B	DGPB401334__	DGPB401301__	DGPB4013__							DGS__XR		
		C	DGPC401334__	DGPC401301__	DGPC4013__							DGS__XL		
		D	DGPD401334__	DGPD401301__	DGPD4013__							DGS__YR		
	20mm (3/4")	A	DGPA402034__	DGPA402001__	DGPA4020__		DGH34020__	DGS__YL	DGC14020			Screw: 2 each S7552	Wrench: W4025	
		B	DGPB402034__	DGPB402001__	DGPB4020__									DGS__XR
		C	DGPC402034__	DGPC402001__	DGPC4020__									DGS__XL
		D	DGPD402034__	DGPD402001__	DGPD4020__									DGS__YR
5mm (.197")	13mm (1/2")	A	DGPA501334__	DGPA501301__	DGPA5013__	'DGI5' (Page 6-1)	DGH35013__	DGS__YL	DGC15013	Screw: 2 each S7552	Wrench: W4025			
		B	DGPB501334__	DGPB501301__	DGPB5013__							DGS__XR		
		C	DGPC501334__	DGPC501301__	DGPC5013__							DGS__XL		
		D	DGPD501334__	DGPD501301__	DGPD5013__							DGS__YR		
	25mm (1")	A	DGPA502534__	DGPA502501__	DGPA5025__		DGH35025__	DGS__YL	DGC15025			Screw: 2 each S7552	Wrench: W4025	
		B	DGPB502534__	DGPB502501__	DGPB5025__									DGS__XR
		C	DGPC502534__	DGPC502501__	DGPC5025__									DGS__XL
		D	DGPD502534__	DGPD502501__	DGPD5025__									DGS__YR
6mm (.236")	13mm (1/2")	A	DGPA601334__	DGPA601301__	DGPA6013__	'DGI6' (Page 6-1)	DGH36013__	DGS__YL	DGC16013	Screw: 2 each S7552	Wrench: W4025			
		B	DGPB601334__	DGPB601301__	DGPB6013__							DGS__XR		
		C	DGPC601334__	DGPC601301__	DGPC6013__							DGS__XL		
		D	DGPD601334__	DGPD601301__	DGPD6013__							DGS__YR		
	25mm (1")	A	DGPA602534__	DGPA602501__	DGPA6025__		DGH36025__	DGS__YL	DGC16025			Screw: 2 each S7552	Wrench: W4025	
		B	DGPB602534__	DGPB602501__	DGPB6025__									DGS__XR
		C	DGPC602534__	DGPC602501__	DGPC6025__									DGS__XL
		D	DGPD602534__	DGPD602501__	DGPD6025__									DGS__YR

**DEEPCROOVE
FACE GROOVING**



Major Diameter Range	Insert Width	Code	Insert Style
.787"-.885" (20-22.5mm)	2mm	02	DGI
	3 & 4mm	02	DGMI
.885"-.984" (22.5-25mm)	2mm	25	DGI
	3 & 4mm	25	DGMI
.984"-1.082" (25-27.5mm)	2mm	57	DGI
	3, 4, 5 & 6mm	23	DGI
1.082"-1.181" (27.5-30mm)	2mm	70	DGI
	3, 4, 5 & 6mm	23	DGI
1.181"-1.377" (30-35mm)	2mm	05	DGI
	3, 4, 5 & 6mm	34	DGI


Major Diameter Range	Insert Width	Code	Insert Style
1.377"-1.574" (35-40mm)	2mm	50	DGI
	3, 4, 5 & 6mm	34	DGI
1.574"-1.968" (40-50mm)	All	45	DGI
		56	DGI
		67	DGI
		71	DGI
		11	DGI
		13	DGI
1.968"-2.362" (50-60mm)	All	56	DGI
		67	DGI
2.362"-2.952" (60-75mm)	All	71	DGI
		11	DGI
2.952"-3.937" (75-100mm)	All	11	DGI
		13	DGI
3.937"-5.905" (100-150mm)	All	13	DGI
		30	DGI
5.905"-11.811" (150-300mm)	All	30	DGI
11.811"-∞ (300mm-∞)			

Note:
As long as first plunge is made within major diameter range and each following plunge overlaps, groove width can be increased toward or away from center of part.

KAISER TOOL COMPANY, INC.

PRODUCT INFORMATION

- 2, 3, 4, 5 and 6mm insert widths.
- Recessed pocket and raised edge for chip control.
- Internal grooving, external grooving, face grooving and parting.
- Sub-micron grain **DURA-MAX® 2000** carbide.
- Inserts available with TiN, TiAlN, TiCN and Diamond coating.



INSERT GEOMETRY

<p>SHARP CORNER (TOP VIEW)</p>	<p>CORNER RADIUS (TOP VIEW)</p>	<p>FULL RADIUS (TOP VIEW)</p>	<p>60° THREADING (TOP VIEW)</p>
<p>7° LEAD ANGLE (TOP VIEW)</p> <p>Right Hand Left Hand</p>	<p>15°(+) TOP RAKE (SIDE VIEW)</p>	<p>15° (-) TOP RAKE (SIDE VIEW)</p>	<p>90° CHAMFERING (TOP VIEW)</p>

TECHNICAL SECTIONS	PRODUCT DEMONSTRATION	SPEEDS AND FEEDS	APPLICATION REFERENCE	TROUBLESHOOTING
	<p>www.thinbit.com/qr6-1</p>	<p>PGS 9-10, 9-12, 9-18 & 9-20</p>	<p>PGS 9-3 & 9-4</p>	<p>PG 9-7</p>

ORDERING INSTRUCTIONS

Select the **ORDER CODE** in the table at right that represents your selection of insert geometry and coating. Please pay special attention to the '**Compatibility**' column to match the insert with the correct tooling.

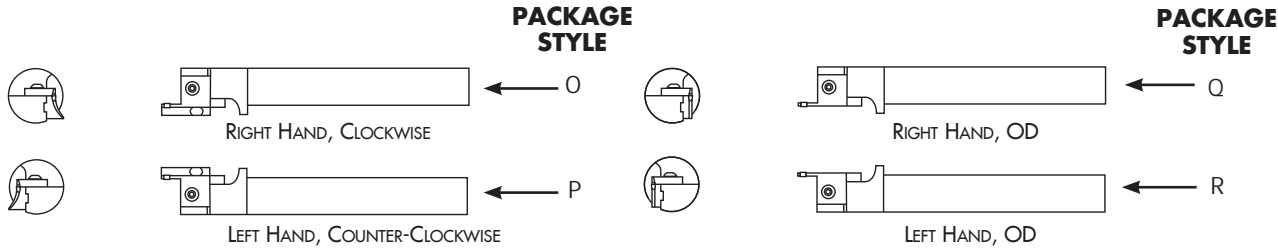
The **ORDER CODE** for a 3mm wide, '**DGI**' Style insert with .015" radius and TiN coating is '**DGI 30BC**'

KAISER TOOL COMPANY, INC.

'DGI' & 'DGMI' STYLE OD/ID AND FACE GROOVING INSERTS

SPECIFICATIONS			ORDER CODE						
Insert Width +.005"/ -.000"	Compatibility	Insert Geometry	DURA-MAX® 2000 Carbide See Page 9-10 or 9-12 for Speeds and Feeds						
			Uncoated	TiN	TiCN Non-stock	TiAlN	Diamond Non-stock		
.078" (2mm)	Use in all 2mm 'DGP'	Sharp Corner	DGI20BU1	DGI20BC1	DGI20BD1	DGI20BE1	DGI20BF1		
		.004" (.10mm) radius	DGI20BU2010	DGI20BC2010	DGI20BD2010	DGI20BE2010	DGI20BF2010		
		.008" (.20mm) radius	DGI20BU2020	DGI20BC2020	DGI20BD2020	DGI20BE2020	DGI20BF2020		
		.010" (.25mm) radius	DGI20BU2025	DGI20BC2025	DGI20BD2025	DGI20BE2025	DGI20BF2025		
		.015" (.38mm) radius	DGI20BU	DGI20BC	DGI20BD	DGI20BE	DGI20BF		
		.020" (.50mm) radius	DGI20BU2050	DGI20BC2050	DGI20BD2050	DGI20BE2050	DGI20BF2050		
		.030" (.75mm) radius	DGI20BU2075	DGI20BC2075	DGI20BD2075	DGI20BE2075	DGI20BF2075		
		Full Radius	DGI20BU4	DGI20BC4	DGI20BD4	DGI20BE4	DGI20BF4		
		15° (+) Top Rake	DGI20BU7P	DGI20BC7P	DGI20BD7P	DGI20BE7P	DGI20BF7P		
		15° (-) Top Rake	DGI20BU7N	DGI20BC7N	DGI20BD7N	DGI20BE7N	DGI20BF7N		
		7° R.H. Lead Angle	DGI20BU3R	DGI20BC3R	DGI20BD3R	DGI20BE3R	DGI20BF3R		
		7° L.H. Lead Angle	DGI20BU3L	DGI20BC3L	DGI20BD3L	DGI20BE3L	DGI20BF3L		
		.118" (3mm)	Use ONLY with 3mm 'DGPZ' ID tools and face grooving heads with major diameter codes '02' and '25'	Sharp Corner	DGMI30BU1	DGMI30BC1	DGMI30BD1	DGMI30BE1	DGMI30BF1
				.015" (.38mm) radius	DGMI30BU	DGMI30BC	DGMI30BD	DGMI30BE	DGMI30BF
Use in 3mm 'DGP' for OD grooving/parting and major diameters greater than .984"	Sharp Corner		DGI30BU1	DGI30BC1	DGI30BD1	DGI30BE1	DGI30BF1		
	.004" (.10mm) radius		DGI30BU2010	DGI30BC2010	DGI30BD2010	DGI30BE2010	DGI30BF2010		
	.008" (.20mm) radius		DGI30BU2020	DGI30BC2020	DGI30BD2020	DGI30BE2020	DGI30BF2020		
	.010" (.25mm) radius		DGI30BU2025	DGI30BC2025	DGI30BD2025	DGI30BE2025	DGI30BF2025		
	.015" (.38mm) radius		DGI30BU	DGI30BC	DGI30BD	DGI30BE	DGI30BF		
	.020" (.50mm) radius		DGI30BU2050	DGI30BC2050	DGI30BD2050	DGI30BE2050	DGI30BF2050		
	.030" (.75mm) radius		DGI30BU2075	DGI30BC2075	DGI30BD2075	DGI30BE2075	DGI30BF2075		
	.040" (1.0mm) radius		DGI30BU2100	DGI30BC2100	DGI30BD2100	DGI30BE2100	DGI30BF2100		
	Full Radius		DGI30BU4	DGI30BC4	DGI30BD4	DGI30BE4	DGI30BF4		
	15° (+) Top Rake		DGI30BU7P	DGI30BC7P	DGI30BD7P	DGI30BE7P	DGI30BF7P		
	15° (-) Top Rake		DGI30BU7N	DGI30BC7N	DGI30BD7N	DGI30BE7N	DGI30BF7N		
	7° R.H. Lead Angle		DGI30BU3R	DGI30BC3R	DGI30BD3R	DGI30BE3R	DGI30BF3R		
	7° L.H. Lead Angle		DGI30BU3L	DGI30BC3L	DGI30BD3L	DGI30BE3L	DGI30BF3L		
	60° Threading		DGI30BU5	DGI30BC5	DGI30BD5	DGI30BE5	DGI30BF5		
	90° Chamfering		DGI30BU6	DGI30BC6	DGI30BD6	DGI30BE6	DGI30BF6		
	.157" (4mm)		Use ONLY with 4mm 'DGPZ' ID tools and face grooving heads with major diameter codes '02' and '25'	Sharp Corner	DGMI40BU1	DGMI40BC1	DGMI40BD1	DGMI40BE1	DGMI40BF1
.015" (.38mm) radius		DGMI40BU		DGMI40BC	DGMI40BD	DGMI40BE	DGMI40BF		
Use in 4mm 'DGP' for OD grooving/parting and major diameters greater than .984"		Sharp Corner	DGI40BU1	DGI40BC1	DGI40BD1	DGI40BE1	DGI40BF1		
		.004" (.10mm) radius	DGI40BU2010	DGI40BC2010	DGI40BD2010	DGI40BE2010	DGI40BF2010		
		.008" (.20mm) radius	DGI40BU2020	DGI40BC2020	DGI40BD2020	DGI40BE2020	DGI40BF2020		
		.010" (.25mm) radius	DGI40BU2025	DGI40BC2025	DGI40BD2025	DGI40BE2025	DGI40BF2025		
		.015" (.38mm) radius	DGI40BU	DGI40BC	DGI40BD	DGI40BE	DGI40BF		
		.020" (.50mm) radius	DGI40BU2050	DGI40BC2050	DGI40BD2050	DGI40BE2050	DGI40BF2050		
		.030" (.75mm) radius	DGI40BU2075	DGI40BC2075	DGI40BD2075	DGI40BE2075	DGI40BF2075		
		.040" (1.0mm) radius	DGI40BU2100	DGI40BC2100	DGI40BD2100	DGI40BE2100	DGI40BF2100		
		Full Radius	DGI40BU4	DGI40BC4	DGI40BD4	DGI40BE4	DGI40BF4		
		15° (+) Top Rake	DGI40BU7P	DGI40BC7P	DGI40BD7P	DGI40BE7P	DGI40BF7P		
		15° (-) Top Rake	DGI40BU7N	DGI40BC7N	DGI40BD7N	DGI40BE7N	DGI40BF7N		
		7° R.H. Lead Angle	DGI40BU3R	DGI40BC3R	DGI40BD3R	DGI40BE3R	DGI40BF3R		
		7° L.H. Lead Angle	DGI40BU3L	DGI40BC3L	DGI40BD3L	DGI40BE3L	DGI40BF3L		
		.197" (5mm)	Use in all 5mm 'DGP'	Sharp Corner	DGI50BU1	DGI50BC1	DGI50BD1	DGI50BE1	DGI50BF1
				.004" (.10mm) radius	DGI50BU2010	DGI50BC2010	DGI50BD2010	DGI50BE2010	DGI50BF2010
				.008" (.20mm) radius	DGI50BU2020	DGI50BC2020	DGI50BD2020	DGI50BE2020	DGI50BF2020
.010" (.25mm) radius	DGI50BU2025			DGI50BC2025	DGI50BD2025	DGI50BE2025	DGI50BF2025		
.015" (.38mm) radius	DGI50BU			DGI50BC	DGI50BD	DGI50BE	DGI50BF		
.020" (.50mm) radius	DGI50BU2050			DGI50BC2050	DGI50BD2050	DGI50BE2050	DGI50BF2050		
.030" (.75mm) radius	DGI50BU2075			DGI50BC2075	DGI50BD2075	DGI50BE2075	DGI50BF2075		
.040" (1.0mm) radius	DGI50BU2100			DGI50BC2100	DGI50BD2100	DGI50BE2100	DGI50BF2100		
Full Radius	DGI50BU4			DGI50BC4	DGI50BD4	DGI50BE4	DGI50BF4		
15° (+) Top Rake	DGI50BU7P			DGI50BC7P	DGI50BD7P	DGI50BE7P	DGI50BF7P		
15° (-) Top Rake	DGI50BU7N			DGI50BC7N	DGI50BD7N	DGI50BE7N	DGI50BF7N		
7° R.H. Lead Angle	DGI50BU3R			DGI50BC3R	DGI50BD3R	DGI50BE3R	DGI50BF3R		
7° L.H. Lead Angle	DGI50BU3L			DGI50BC3L	DGI50BD3L	DGI50BE3L	DGI50BF3L		
.236" (6mm)	Use in all 6mm 'DGP'			Sharp Corner	DGI60BU1	DGI60BC1	DGI60BD1	DGI60BE1	DGI60BF1
		.004" (.10mm) radius	DGI60BU2010	DGI60BC2010	DGI60BD2010	DGI60BE2010	DGI60BF2010		
		.008" (.20mm) radius	DGI60BU2020	DGI60BC2020	DGI60BD2020	DGI60BE2020	DGI60BF2020		
		.010" (.25mm) radius	DGI60BU2025	DGI60BC2025	DGI60BD2025	DGI60BE2025	DGI60BF2025		
		.015" (.38mm) radius	DGI60BU	DGI60BC	DGI60BD	DGI60BE	DGI60BF		
		.020" (.50mm) radius	DGI60BU2050	DGI60BC2050	DGI60BD2050	DGI60BE2050	DGI60BF2050		
		.030" (.75mm) radius	DGI60BU2075	DGI60BC2075	DGI60BD2075	DGI60BE2075	DGI60BF2075		
		.040" (1.0mm) radius	DGI60BU2100	DGI60BC2100	DGI60BD2100	DGI60BE2100	DGI60BF2100		
		Full Radius	DGI60BU4	DGI60BC4	DGI60BD4	DGI60BE4	DGI60BF4		
		15° (+) Top Rake	DGI60BU7P	DGI60BC7P	DGI60BD7P	DGI60BE7P	DGI60BF7P		
		15° (-) Top Rake	DGI60BU7N	DGI60BC7N	DGI60BD7N	DGI60BE7N	DGI60BF7N		
		7° R.H. Lead Angle	DGI60BU3R	DGI60BC3R	DGI60BD3R	DGI60BE3R	DGI60BF3R		
		7° L.H. Lead Angle	DGI60BU3L	DGI60BC3L	DGI60BD3L	DGI60BE3L	DGI60BF3L		

DGI STYLE
OD/ID & FACE GROOVING
INSERTS



SPECIFICATIONS				ORDER CODE											
Insert Width	Depth of Cut	Package Style	Inserts Page 6-1 Use Inserts Beginning With	Toolholder Package Includes Shank, Head, Clamp and Hardware		Inserts Use Inserts Beginning With	Replacement Parts								
				3/4" Shank 3/4"Ø x 7"	1" Shank 1"Ø x 7"		Head	Head Hardware	Shank 34 = 3/4" 01 = 1" 20 = 20mm 25 = 25mm	Clamp	Clamp Hardware				
2mm (.078")	13mm (1/2")	O	'DGI2'	DGPO201334__	DGPO201301__	'DGI2' (Page 6-1)	DGH32013__	Screw: 2 each S7552	DGS__ZR	DGC12013	Screw: S6552 Wrench: W4025				
		Q*		DGPQ201334	DGPQ201301		DGH12013		DGS__ZL	DGC22013					
		P		DGPP201334__	DGPP201301__		DGH42013__								
		R*		DGPR201334	DGPR201301		DGH22013								
3mm (.118")	13mm (1/2")	O	Use 'DGM13' for major diameter codes '02' & '25' 'DGI3' for all others	DGPO301334__	DGPO301301__	Use 'DGM13' for major diameter codes '02' & '25' 'DGI3' for all others (Page 6-1)	DGH33013__		Screw: 2 each S7552	DGS__ZR		DGC13013	Screw: S6552 Wrench: W4025		
		Q*		DGPQ301334	DGPQ301301		DGH13013			DGS__ZL		DGC23013			
		P		DGPP301334__	DGPP301301__		DGH43013__								
		R*		DGPR301334	DGPR301301		DGH23013								
4mm (.157")	13mm (1/2")	O	Use 'DGM14' for major diameter codes '02' & '25' 'DGI4' for all others	DGPO401334__	DGPO401301__	Use 'DGM14' for major diameter codes '02' & '25' 'DGI4' for all others (Page 6-1)	DGH34013__			Screw: 2 each S7552		DGS__ZR		DGC14013	Screw: S6552 Wrench: W4025
		Q*		DGPQ401334	DGPQ401301		DGH14013					DGS__ZL		DGC24013	
		P		DGPP401334__	DGPP401301__		DGH44013__								
		R*		DGPR401334	DGPR401301		DGH24013								
	20mm (3/4")	O		DGPO402034__	DGPO402001__		DGH34020__	DGS__ZR			DGC14020				
		Q*		DGPQ402034	DGPQ402001		DGH14020	DGS__ZL			DGC24020				
5mm (.197")	13mm (1/2")	O	'DGI5'	DGPO501334__	DGPO501301__	(Page 6-1)	DGH35013__	Wrench: W4025			DGS__ZR	DGC15013		Wrench: W4025	
		Q*		DGPQ501334	DGPQ501301		DGH15013				DGS__ZL	DGC25013			
		P		DGPP501334__	DGPP501301__		DGH45013__								
		R*		DGPR501334	DGPR501301		DGH25013								
	25mm (1")	O		DGPO502534__	DGPO502501__		DGH35025__		DGS__ZR		DGC15025				
		Q*		DGPQ502534	DGPQ502501		DGH15025		DGS__ZL		DGC25025				
6mm (.236")	13mm (1/2")	O	'DGI6'	DGPO601334__	DGPO601301__	(Page 6-1)	DGH36013__		Wrench: W4025	DGS__ZR	DGC16013	Wrench: W4025			
		Q*		DGPQ601334	DGPQ601301		DGH16013			DGS__ZL	DGC26013				
		P		DGPP601334__	DGPP601301__		DGH46013__								
		R*		DGPR601334	DGPR601301		DGH26013								
	25mm (1")	O		DGPO602534__	DGPO602501__		DGH36025__			DGS__ZR	DGC16025				
		Q*		DGPQ602534	DGPQ602501		DGH16025			DGS__ZL	DGC26025				
25mm (1")	P	DGPP602534__	DGPP602501__	DGH46025__											
	R*	DGPR602534	DGPR602501	DGH26025											

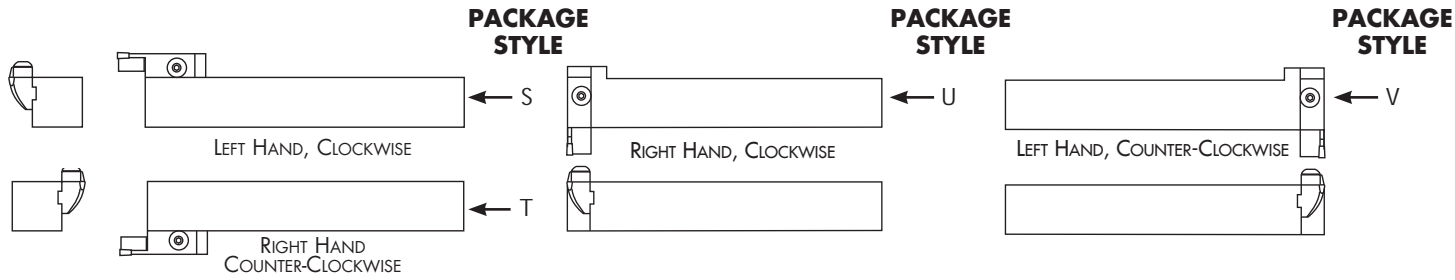
* Codes not required on Q and R packages

Major Diameter Range	Insert Width	Code	Insert Style	Major Diameter Range	Insert Width	Code	Insert Style	
.787"-.885" (20-22.5mm)	2mm	02	DGI	1.377"-1.574" (35-40mm)	2mm	50	DGI	
	3 & 4mm	02	DGMI		3, 4, 5 & 6mm	34	DGI	
.885"-.984" (22.5-25mm)	2mm	25	DGI		1.574"-1.968" (40-50mm)		45	DGI
	3 & 4mm	25	DGMI		1.968"-2.362" (50-60mm)		56	DGI
.984"-1.082" (25-27.5mm)	2mm	57	DGI		2.362"-2.952" (60-75mm)	All	67	DGI
	3, 4, 5 & 6mm	23	DGI		2.952"-3.937" (75-100mm)		71	DGI
1.082"-1.181" (27.5-30mm)	2mm	70	DGI		3.937"-5.905" (100-150mm)		11	DGI
	3, 4, 5 & 6mm	23	DGI		5.905"-11.811" (150-300mm)		13	DGI
1.181"-1.377" (30-35mm)	2mm	05	DGI		11.811" - ∞ (300mm-∞)		30	DGI
	3, 4, 5 & 6mm	34	DGI					

Note:
As long as first plunge is made within major diameter range and each following plunge overlaps, groove width can be increased toward or away from center of part.

DEEPGROOVE[®] SQUARE SHANKS WITH INTERNAL FACE GROOVING HEADS

U.S. PATENT NO. 5,638,728



SPECIFICATIONS			ORDER CODE								
Insert Width	Depth of Cut	Package Style See Above	Toolholder Package Includes Shank, Head, Clamp and Hardware			Inserts Use Inserts Beginning With	Replacement Parts				
			3/4" Shank 3/4"x3/4"x5"	1" Shank 1"x1"x5"	Metric Shanks 16 = 16x16x125mm 20 = 20x1"x125mm 25 = 25x1"x125mm		Head	Head Hardware	Shank 34 = 3/4" 01 = 1" 16 = 16mm 20 = 20mm 25 = 25mm	Clamp	Clamp Hardware
2mm (.078")	13mm (1/2")	S	DGPS201334__	DGPS201301__	DGPS2013__	'DGI2' (Page 6-1)	DGH52013__ DGH62013__		DGS__XL	DGC52013	
		U	DGPU201334__	DGPU201301__	DGPU2013__				DGS__YR	DGC62013	
		T	DGPT201334__	DGPT201301__	DGPT2013__				DGS__XR		
		V	DGPV201334__	DGPV201301__	DGPV2013__				DGS__YL		
3mm (.118")	13mm (1/2")	S	DGPS301334__	DGPS301301__	DGPS3013__	'DGI3' (Page 6-1)	DGH53013__ DGH63013__		DGS__XL	DGC53013	
		U	DGPU301334__	DGPU301301__	DGPU3013__				DGS__YR	DGC63013	
		T	DGPT301334__	DGPT301301__	DGPT3013__				DGS__XR		
		V	DGPV301334__	DGPV301301__	DGPV3013__				DGS__YL		
4mm (.157")	13mm (1/2")	S	DGPS401334__	DGPS401301__	DGPS4013__	'DGI4' (Page 6-1)	DGH54013__ DGH64013__	Screw: 2 each S7552	DGS__XL	DGC54013	Screw: S6552
		U	DGPU401334__	DGPU401301__	DGPU4013__				DGS__YR	DGC64013	
		T	DGPT401334__	DGPT401301__	DGPT4013__				DGS__XR		
		V	DGPV401334__	DGPV401301__	DGPV4013__				DGS__YL		
	20mm (3/4")	S	DGPS402034__	DGPS402001__	DGPS4020__		DGH54020__ DGH64020__		DGS__XL	DGC54020	
		U	DGPU402034__	DGPU402001__	DGPU4020__				DGS__YR	DGC64020	
		T	DGPT402034__	DGPT402001__	DGPT4020__				DGS__XR		
		V	DGPV402034__	DGPV402001__	DGPV4020__				DGS__YL		
5mm (.197")	13mm (1/2")	S	DGPS501334__	DGPS501301__	DGPS5013__	'DGI5' (Page 6-1)	DGH55013__ DGH65013__	Wrench: W4025	DGS__XL	DGC55013	Wrench: W4025
		U	DGPU501334__	DGPU501301__	DGPU5013__				DGS__YR	DGC65013	
		T	DGPT501334__	DGPT501301__	DGPT5013__				DGS__XR		
		V	DGPV501334__	DGPV501301__	DGPV5013__				DGS__YL		
	25mm (1")	S	DGPS502534__	DGPS502501__	DGPS5025__		DGH55025__ DGH65025__		DGS__XL	DGC55025	
		U	DGPU502534__	DGPU502501__	DGPU5025__				DGS__YR	DGC65025	
		T	DGPT502534__	DGPT502501__	DGPT5025__				DGS__XR		
		V	DGPV502534__	DGPV502501__	DGPV5025__				DGS__YL		
6mm (.236")	13mm (1/2")	S	DGPS601334__	DGPS601301__	DGPS6013__	'DGI6' (Page 6-1)	DGH56013__ DGH66013__		DGS__XL	DGC56013	
		U	DGPU601334__	DGPU601301__	DGPU6013__				DGS__YR	DGC66013	
		T	DGPT601334__	DGPT601301__	DGPT6013__				DGS__XR		
		V	DGPV601334__	DGPV601301__	DGPV6013__				DGS__YL		
	25mm (1")	S	DGPS602534__	DGPS602501__	DGPS6025__		DGH56025__ DGH66025__		DGS__XL	DGC56025	
		U	DGPU602534__	DGPU602501__	DGPU6025__				DGS__YR	DGC66025	
		T	DGPT602534__	DGPT602501__	DGPT6025__				DGS__XR		
		V	DGPV602534__	DGPV602501__	DGPV6025__				DGS__YL		



Major Diameter Range	Code
1.574"-1.968" (40-50mm)	45
1.968"-2.362" (50-60mm)	56
2.362"-2.952" (60-75mm)	67
2.952"-3.937" (75-100mm)	71
3.937"-5.905" (100-150mm)	11
5.905"-11.811" (150-300mm)	13
11.811"-∞ (300mm-∞)	30

Note:
As long as first plunge is made within major diameter range and each following plunge overlaps, groove width can be increased toward or away from center of part.

DEEPGROOVE[®]
ALTERNATE PKGS