

evOLUTION[®]

evolutionpowertools.com

HD HEAVY
DUTY

PRODUCT CATALOG

evolutionpowertools.com

FORGING THE FACE OF METAL CUTTING.

We've been breaking the mold for over 25 years by providing high quality, innovative power tools with 5 star customer service, all at a fair price. Who said you can't have it all?

You are at the heart of everything we do. We strive to engineer innovative power tools that help you work faster & safer without breaking the bank. But your journey with Evolution doesn't stop at the counter. Through our dedicated field team and our 5-star customer service, you get unbeatable after sale support. Any advice, questions or problems, we're always here to help. Just pick up the phone and dial **866-EVO-TOOL** to speak to our friendly staff right here in North America. No robots, just real people.





All our power tools are backed by a **3 year warranty** so you can relax knowing that we've got your back. If the worst were to happen, we will typically repair your machine within 2 working days so you'll soon have a smile back on your face, plus we'll even cover the shipping costs both ways!*

98%

of orders are processed the
SAME DAY!

In 2018,

100%

of approved warranty repairs
were completed & shipped in

1 DAY!



CUSTOMER SERVICE

Whether you have a question about our products, need a word of advice, or just want to experience real 5 star customer service, our Iowa based call center is always on hand to support you.





HEAVY DUTY POWER TOOLS.

You work in a tough environment and so do your tools. That's why we've designed and engineered a range of Heavy Duty power tools which will stand by you for years to come.

We've combined punishing hi-torque motors with robust build quality and market leading innovation to bring you machines that can handle anything you throw at them. They have earned their stripes by enduring relentless testing and now they're ready to be put to good use.

That goes for our blades too. Fully hardened body plates, high quality tungsten carbide teeth and a thin kerf design delivers accurate and reliable cutting every time with virtually no heat, burrs, or sparks.

Try them for yourself.









S380
CPS

15" METAL CUTTING CHOP SAW

WITH CAST ALUMINUM BASE

084-0004



 15A 120V	 15" CAPACITY 14" Supplied	 3-3/4" X 7-7/8"	 3-1/8" X 4-3/8"
 5" X 5"	 3-1/2" X 3-1/2"	 5-7/8"	 5"

FEATURES

- ✓ Heavy duty cast aluminum base with integrated wear plate & bench mounting holes.
- ✓ Quick release vice with robust square-threaded rod for fast & secure clamping.
- ✓ Accurate & durable cast steel vice with 0° - 45° miter capacity & locking pin.
- ✓ Compact design with head lock down pin & carry handle for easy transportation.
- ✓ Chip collection tray for a cleaner, safer working environment.
- ✓ Ergonomic, ambidextrous trigger with comfortable textured grip.
- ✓ Attachable 'V' shape block included for secure clamping of round & square tube.
- ✓ Easy blade change with integrated tool storage.

Model Number	S380CPS
Blade Capacity	15"
Blade Supplied	14" Mild Steel with 66 teeth (14BLADEST)
Blade Arbor	1"
Voltage	120V / 60Hz
Power	15A
No Load Speed	1550 rpm
Weight	52.5 lbs
Power Cord	10 ft Rubber
Minimum Cut Off	5/16"

In the box: S380CPS, 14BLADEST, V-Block Adaptor, Hex Key, 3-15/16" flange, Instruction Manual

COMPATIBLE BLADES:

See from p.14 for full details



**S355
CPSL**



14" METAL CUTTING CHOP SAW

WITH STAMPED STEEL BASE

083-0010



 15A 120V	 14" BLADE	 3-3/4" X 7-1/8"	 3-1/8" X 4-3/8"
 4-3/4" X 4-3/4"	 3-1/2" X 3-1/2"	 5-1/8"	 4-1/8"

FEATURES

- ✓ Lightweight stamped steel base with integrated bench mounting holes.
- ✓ Quick release vice with robust square-threaded rod for fast & secure clamping.
- ✓ Accurate & durable cast steel vice with 0° - 45° miter capacity.
- ✓ Compact design with head lock down pin & carry handle for easy transportation.
- ✓ Chip deflector directs chips away from the operator and reduces cleaning time.
- ✓ Ergonomic, ambidextrous trigger with comfortable textured grip.
- ✓ Attachable 'v' shape block included for secure clamping of round & square tube.
- ✓ Easy blade change with integrated tool storage.



Model Number	S355CPSL
Blade Capacity	14"
Blade Supplied	14" Mild Steel with 66 teeth (14BLADEST)
Blade Arbor	1"
Voltage	120V / 60Hz
Power	15A
No Load Speed	1550 rpm
Weight	51 lbs
Power Cord	10 ft Rubber
Minimum Cut Off	5/16"

In the box: S355CPSL, 14BLADEST, V-Block Adaptor, Hex Key, Instruction Manual

COMPATIBLE BLADES:

See from p.14 for full details



EVOSAW

185

7-1/4" METAL CUTTING CHOP SAW

WITH STAMPED STEEL BASE

081-0004



 10A 120V	 7-1/4" BLADE	 2" X 4"	 2" X 2"
 2" X 2"	 2" X 2"	 2"	 2"

FEATURES

- ✓ Robust stamped steel base.
- ✓ Quick release vice for fast clamping.
- ✓ Accurate & durable cast steel vice with 0° - 45° miter capacity.
- ✓ Lightweight, compact design with head lock down chain for greater mobility.
- ✓ Chip deflector for a cleaner, safer working environment.
- ✓ Small and convenient for use in small workspaces.

Model Number	EVOSAW185
Blade Capacity	7-1/4"
Blade Supplied	7-1/4" Mild Steel with 40 teeth (185BLADEST)
Blade Arbor	20 mm
Voltage	120V / 60Hz
Power	10A
No Load Speed	4200 rpm
Weight	23 lbs
Power Cord	6-1/2 ft

In the box: EVOASAW185, 185BLADEST, 3 x Hex Keys, Carbon Brush Set, Instruction Manual

COMPATIBLE BLADES:

See from p.14 for full details





**VIRTUALLY
NO HEAT,
BURRS OR
SPARKS**

leaving an instantly workable finish.

S185
CCSL

7-1/4" METAL CUTTING CIRCULAR SAW



 15A 120V	 7-1/4" BLADE	 10 FT	 11.4 LBS
 2-1/2" Reach	 1-3/8" Reach	 5/16" Plate Thickness	 1/8" Wall Thickness

028-0004



FEATURES

- ✓ Ergonomic, soft grip T-handle gives you unbeatable control of your saw and allows you to easily see your cutting path.
- ✓ On-board tool storage minimizes your downtime. The only tool you need for adjustments is housed right there on your tool.
- ✓ 0° - 45° bevel capacity with quick release thumb levers make this saw versatile and easy to adjust.
- ✓ A straight edge guide is included to make sure you're cutting straight.
- ✓ Channeled air flow and glass sight shield ensures you always have great visibility of your cutting path.
- ✓ Aluminum construction and durable pressed steel base keep the weight down to keep your productivity up.

Model Number	S185CCSL
Blade Capacity	7-1/4"
Blade Supplied	7-1/4" Mild Steel with 40 teeth (185BLADEST)
Blade Arbor	20 mm
Voltage	120V / 60Hz
Power	15A
No Load Speed	3700 rpm
Weight	11.4 lbs
Power Cord	10 ft Rubber
Bevel Capacity	0° - 45°

In the box: S185CCSL, 185BLADEST, Exhaust Port, Hex Key, Parallel Edge Guide, 5/8" Flange, Instruction Manual

COMPATIBLE BLADES:

See from p.14 for full details



EVOSAW

230

9" METAL CUTTING CIRCULAR SAW

032-0013



 15A 120V	 9" BLADE	 CARRY CASE INCLUDED	 19 LBS
 3-1/4" Reach	 2-1/8" Reach	 1/2" Plate Thickness	 1/4" Wall Thickness



Laser Guided Accuracy

FEATURES

- ✓ Integrated chip collection gathers the chips into the on board bin keeping your workshop clean and safe.
- ✓ Laser guided accuracy for easy straight line cutting.
- ✓ 0° - 45° bevel capacity and adjustable blade height allows you to cut a variety of materials fast and safe.
- ✓ Durable pressed steel base keeps the weight down and your productivity up.
- ✓ A straight edge guide is included to make sure you're cutting straight.

Model Number	EVOSAW230
Blade Capacity	9"
Blade Supplied	9" Mild Steel with 48 teeth (230BLADEST)
Blade Arbor	1"
Voltage	120V / 60Hz
Power	15A
No Load Speed	2900 rpm
Weight	19 lbs
Power Cord	10 ft Rubber
Bevel Capacity	0° - 45°

In the box: EVOSAW230, 230BLADEST, Wrench, Parallel Edge Guide, Carbon Brush Set, Carry Case, AAA Batteries, Instruction Manual

COMPATIBLE BLADES:

See from p.14 for full details



S28

MAG

1-1/8" MAGNETIC DRILL

090-0007



 10A 120V	 2860 LBS	 CARRY CASE INCLUDED	 26.5 LBS
 1-1/8"	 2"	 3/4"	 1/2"

FEATURES

- ✓ Simple to use coolant system ensures that the workpiece stays cool while drilling.
- ✓ Textured, Tri-spoke spindle handle gives you ultimate control when lowering the drill.
- ✓ Ultra smooth dovetail slides offer smooth and precise operation.
- ✓ 2 stage magnet allows you to precisely configure the machine so you get a perfect result.
- ✓ Compatible with a range of Evolution premium annular cutters and accessories.
- ✓ Supplied in a robust carry case.



Model Number	S28MAG
Power	10A
Max. Travel	11-1/2"
Magnet Adhesion	2860 lbs
Minimum Plate Thickness	3/8"
Magnet Size	7-3x32" x 3-1/2" x 1-17/32"
No Load Speed	450 rpm
Weight	26.5 lbs
Power Cord	8 ft Rubber
Overload Protection	Yes

In the box: S28MAG, Keyed Chuck, Chuck Adaptor, Chuck Key, 3 Piece Handle, Safety Strap, 2 x hex keys, Safety Guard, Cooling Fluid Bottle & Tube, Carry Case & Instruction Manual

*Annular cutter not included.

EVOMAG

42

1-5/8" MAGNETIC DRILL

095-0004



 10A 120V	 2860 LBS	 CARRY CASE INCLUDED	 26.5 LBS
 1-5/8"	 2"	 3/4"	 1/2"

FEATURES

- ✓ Simple to use coolant system ensures that the workpiece stays cool while drilling.
- ✓ Textured, Tri-spoke spindle handle gives you ultimate control when lowering the drill.
- ✓ Ultra smooth dovetail slides offer smooth and precise operation.
- ✓ 2 stage magnet allows you to precisely configure the machine so you get a perfect result.
- ✓ Compatible with a range of Evolution premium annular cutters and accessories.
- ✓ Supplied in a robust carry case.



Model Number	EVOMAG42
Power	10A
Max. Travel	11-1/2"
Magnet Adhesion	2860 lbs
Minimum Plate Thickness	3/8"
Magnet Size	7-3x32" x 3-1/2" x 1-17/32"
No Load Speed	450 rpm
Weight	26.5 lbs
Power Cord	8 ft Rubber
Overload Protection	Yes

In the box: EVOMAG42, Keyed Chuck, Chuck Adaptor, Chuck Key, 3 Piece Handle, Safety Strap, 4 x hex keys, Safety Guard, Cooling Fluid Bottle & Tube, Carry Case & Instruction Manual

*Annular cutter not included.

Blade	Application
Mild Steel	Material applications include: square tube, angle iron, mild steel plate, pipe, tube and other ferrous metals.
Thin Steel	Ideal for cutting ferrous metal under 1/8" thickness. Material applications include: sheet metal, metal roofing and electrical conduit.
Stainless Steel	Applications include: square tube, angle iron, stainless steel plate, diamond plate, pipe & tube. Designed to cut 302, 303 & 304 grades only.
Aluminum	Ideal for aluminum and other non-ferrous metals. Material applications include: grating, extrusions, pipe and tube.
Multi-Material	Save blade time change with our multi-material blade. Material applications include: mild steel, aluminum, brass, copper, wood, wood with nails, plastics, PVC and plexi-glass.

* Evolution's internal test data. Important notice: Always use supplied safety equipment when operating and follow cutting instructions provided in the operator's manuals.

INDUSTRIAL SAW BLADES

Cut faster, colder and cleaner plus save money with Evolution carbide tipped blades. What more can you ask for?

Faster.

We know that time is money, so you don't want to spend any more time than you need to cutting materials. Our blades will slice through mild steel up to 4 times faster than an abrasive disc so you can get back to doing what you do best.

Colder.

There's nothing more frustrating than waiting for your workpiece to cool down, right? Kiss goodbye to standing around - our blades cut cold so you can grab it right off the saw and keep working.

Cleaner.

You'll not only save time during the cut, but after too! Our blades leave an instantly workable finish with no burrs to contend with reducing your re-work time. Take your workpiece from the saw, straight to the welding table.

Save Money.

We know what you're thinking, that sounds expensive... Wrong. Our blades offer cheaper cutting than an abrasive disc! You'll get more cuts per dollar plus you won't be visiting the store as often to buy replacement blades.



5-3/8" MILD STEEL BLADE

5-3/8BLADEST

Dia Ø: **5-3/8"**
 Max. Speed: **4200 rpm**
 Arbor Ø: **20 mm**
 Kerf: **0.063"**
 Teeth: **30**



6-1/2" MILD STEEL BLADE

6-1/2BLADEST

Dia Ø: **6-1/2"**
 Max. Speed: **9000 rpm**
 Arbor Ø: **5/8"**
 Kerf: **0.078"**
 Teeth: **40**



7" MILD STEEL BLADE

180BLADEST

Dia Ø: **7"**
 Max. Speed: **5800 rpm**
 Arbor Ø: **20 mm**
 Kerf: **0.078"**
 Teeth: **36**



7-1/4" MILD STEEL BLADE

185BLADEST

Dia Ø: **7-1/4"**
 Max. Speed: **3900 rpm**
 Arbor Ø: **20mm & 5/8"**
 Kerf: **0.078"**
 Teeth: **40**



8" MILD STEEL BLADE

BLADEMS

Dia Ø: **8"**
 Max. Speed: **5800 rpm**
 Arbor Ø: **5/8"**
 Kerf: **0.078"**
 Teeth: **50**



9" MILD STEEL BLADE

230BLADEST

Dia Ø: **9"**
 Max. Speed: **3000 rpm**
 Arbor Ø: **1"**
 Kerf: **0.078"**
 Teeth: **48**



10" MILD STEEL BLADE

10BLADEST

Dia Ø: 10"
Max. Speed: 5200 rpm
Arbor Ø: 1 & 5/8"
Kerf: 0.078"
Teeth: 52



12" MILD STEEL BLADE

12BLADEST

Dia Ø: 12"
Max. Speed: 1600 rpm
Arbor Ø: 1"
Kerf: 0.083"
Teeth: 60



14" MILD STEEL BLADE

14BLADEST

Dia Ø: 14"
Max. Speed: 1600 rpm
Arbor Ø: 1"
Kerf: 0.094"
Teeth: 66



15" MILD STEEL BLADE

15BLADEST

Dia Ø: 15"
Max. Speed: 1600 rpm
Arbor Ø: 1"
Kerf: 0.094"
Teeth: 70



7" THIN STEEL BLADE

180BLADETS

Dia Ø: 7"
Max. Speed: 3900 rpm
Arbor Ø: 20 mm
Kerf: 0.63"
Teeth: 68



9" THIN STEEL BLADE

230BLADETS

Dia Ø: 9"
Max. Speed: 3000 rpm
Arbor Ø: 1"
Kerf: 0.078"
Teeth: 60



14" MILD THIN BLADE

14BLADETS

Dia Ø: 14"
Max. Speed: 1600 rpm
Arbor Ø: 1"
Kerf: 0.094"
Teeth: 90



7" STAINLESS STEEL BLADE

180BLADESSN

Dia Ø: 7"
Max. Speed: 3900 rpm
Arbor Ø: 20 mm
Kerf: 0.70"
Teeth: 48



7-1/4" STAINLESS STEEL BLADE

185BLADESSN

Dia Ø: 7-1/4"
Max. Speed: 3900 rpm
Arbor Ø: 20 mm
Kerf: 0.070"
Teeth: 48



8" STAINLESS STEEL BLADE

8BLADESSN

Dia Ø: 8"
Max. Speed: 5800 rpm
Arbor Ø: 20 mm
Kerf: 0.070"
Teeth: 54



9" STAINLESS STEEL BLADE

230BLADESSN

Dia Ø: 9"
Max. Speed: 3000 rpm
Arbor Ø: 1"
Kerf: 0.070"
Teeth: 60



10" STAINLESS STEEL BLADE

10BLADESSN

Dia Ø: 10"
Max. Speed: 5200 rpm
Arbor Ø: 1"
Kerf: 0.078"
Teeth: 66



12" STAINLESS STEEL BLADE

12BLADESSN

Dia Ø: 12"
Max. Speed: 1600 rpm
Arbor Ø: 1"
Kerf: 0.083"
Teeth: 80



14" STAINLESS STEEL BLADE

14BLADESSN

Dia Ø: 14"
Max. Speed: 1600 rpm
Arbor Ø: 1"
Kerf: 0.094"
Teeth: 90



7" ALUMINUM STEEL BLADE

7BLADEAL

Dia Ø: 7"
Max. Speed: 3900 rpm
Arbor Ø: 20 mm
Kerf: 0.078"
Teeth: 54



8" ALUMINUM STEEL BLADE

8BLADEAL

Dia Ø: 8"
Max. Speed: 5800 rpm
Arbor Ø: 5/8"
Kerf: 0.094"
Teeth: 60



9" ALUMINUM STEEL BLADE

230BLADEAL

Dia Ø: 9"
Max. Speed: 3000 rpm
Arbor Ø: 1"
Kerf: 0.094"
Teeth: 80



10" ALUMINUM STEEL BLADE

10BLADEAL

Dia Ø: 10"
Max. Speed: 5200 rpm
Arbor Ø: 1"
Kerf: 0.094"
Teeth: 80



12" ALUMINUM STEEL BLADE

12BLADEAL

Dia Ø: 12"
Max. Speed: 1600 rpm
Arbor Ø: 1"
Kerf: 0.083"
Teeth: 80



14" ALUMINUM STEEL BLADE

14BALDEAL

Dia Ø: 14"
Max. Speed: 1600 rpm
Arbor Ø: 1"
Kerf: 0.094"
Teeth: 80



7" WOOD BLADE

180BLADEWD

Dia Ø: 7"
Max. Speed: 3900 rpm
Arbor Ø: 20 mm
Kerf: 0.063"
Teeth: 30



9" WOOD BLADE

230BLADEWD

Dia Ø: 9"
Max. Speed: 3000 rpm
Arbor Ø: 1"
Kerf: 0.094"
Teeth: 40



10" WOOD BLADE

10BLADEWD

Dia Ø: 10"
Max. Speed: 5200 rpm
Arbor Ø: 1"
Kerf: 0.094"
Teeth: 40



14" WOOD STEEL BLADE

14BLADEWD

Dia Ø: 14"
Max. Speed: 1800 rpm
Arbor Ø: 1"
Kerf: 0.109"
Teeth: 60



7-1/4" DIAMOND BLADE

185BLADEDMD

Dia Ø: 7-1/4"
Max. Speed: 4200 rpm
Arbor Ø: 20 mm
Kerf: 0.098"
Rim: Turbo



10" DIAMOND BLADE

10BLADEDMD

Dia Ø: 10"
Max. Speed: 4400 rpm
Arbor Ø: 1"
Kerf: 0.078"
Rim: Continuous



12" DIAMOND BLADE

12BLADEDMD

Dia Ø: 12"
Max. Speed: 5000 rpm
Arbor Ø: 1"
Kerf: 0.118"
Rim: Segmented



14" DIAMOND BLADE

14BLADEDMD

Dia Ø: 14"
Max. Speed: 4400 rpm
Arbor Ø: 1"
Kerf: 0.118"
Rim: Turbo



7-1/4" MULTI-MATERIAL BLADE

RAGEBLADE

Dia Ø: 7-1/4"
Max. Speed: 5000 rpm
Arbor Ø: 20 mm
Kerf: 0.066"
Teeth: 20



9" MULTI-MATERIAL BLADE

RAGE230BLADE

Dia Ø: 9"
Max. Speed: 3000 rpm
Arbor Ø: 1"
Kerf: 0.078"
Teeth: 26



10" MULTI-MATERIAL BLADE

RAGE255BLADE

Dia Ø: 10"
Max. Speed: 3250 rpm
Arbor Ø: 1"
Kerf: 0.078"
Teeth: 28



14" MULTI-MATERIAL BLADE

RAGE355BLADE

Dia Ø: 14"
Max. Speed: 1600 rpm
Arbor Ø: 1"
Kerf: 0.086"
Teeth: 36

PREMIUM ANNULAR CUTTERS

**We offer a full range
of annular cutters for a wide
variety of drilling applications.**

Annular cutters save time and energy when compared to other hole producing methods. Only cutting the periphery of the hole means annular cutters produce a reamed quality, burr-free hole. No step drilling is required and holes are cut quickly and accurately.

Evolution offers two grades of annular cutters to suit different metal cutting requirements;

- Cyclone M2AL high speed steel annular cutters
- Carbide tipped premium grade cutters

Cyclone M2AL high speed steel annular cutters:

M2AL cutters have been developed as an alternative to the more common M2, M35 and M42 cutters. M2AL offers many advantages over these traditional cutter types. Tooth hardness is optimized and heat treated to 68HRC to maximize cutter performance. M2AL cutters also include a tapered hardness from the shank, through the cutter body and to the cutter teeth. This makes the cutters more resistant to the torque created while cutting and thus prevent breakage.

Included pilot pin:

Evolution recommends that all annular cutters be cooled properly throughout the cut to ensure cutter life is optimized. In order to accomplish this, an included pilot pin is required so coolant can be delivered directly to the cutting surface. The included pilot pin is yet another value added feature that makes Evolution annular cutters the easy choice for industrial drilling applications.



**PILOT PIN
INCLUDED!**
WITH EVERY CUTTER

CYCLONE M2AL HIGH SPEED STEEL ANNULAR CUTTERS

Evolution Standard Geometry

Evolution standard geometry is sufficient for most drilling applications. Manufactured specifically to maximize hole accuracy while minimizing cutter vibration and extending annular cutter life.

Evolution iD Style Geometry

When drilling through multiple layers of material, Evolution's ID style cutters are recommended. Using this custom geometry enhances accuracy and saves time when compared to the alternative method of stopping after each layer and removing the residual slug. This allows for a single ejection of slugs when drilling through stacked material.

Diameter	Decimal Equivalent	1 In. Depth	2 In. Depth	3 In. Depth	4 In. Depth	6 In. Depth
7/16 in.	0.4375 in.	CC437	CC437L	-	-	-
1/2 in.	0.5000 in.	CC500	CC500L	-	-	-
9/16 in.	0.5625 in.	CC562	CC562L	-	-	-
5/8 in.	0.6250 in.	CC625	CC625L	-	-	-
11/16 in.	0.6875 in.	CC687	CC687L	CC687X	-	-
3/4 in.	0.7500 in.	CC750	CC750L	CC750X	-	-
13/16 in.	0.8125 in.	CC812	CC812L	CC812X	CC812XL	-
7/8 in.	0.8750 in.	CC875	CC875L	CC875X	-	-
15/16 in.	0.9375 in.	CC937	CC937L	CC937X	CC937XL	CC937XLX
1 in.	1.0000 in.	CC100	CC100L	CC100X	-	-
1-1/16 in.	1.0625 in.	CC106	CC106L	CC106X	CC106XL	CC106XLX
1-1/8 in.	1.1250 in.	CC112	CC112L	CC112X	-	-
1-3/16 in.	1.1875 in.	CC118	CC118L	CC118X	CC118XL	CC118XLX
1-1/4 in.	1.2500 in.	CC125	CC125L	CC125X	-	-
1-5/16 in.	1.3125 in.	CC131	CC131L	CC131X	-	-
1-3/8 in.	1.3750 in.	CC137	CC137L	CC137X	-	-
1-7/16 in.	1.4375 in.	CC143	CC143L	CC143X	-	-
1-1/2 in.	1.5000 in.	CC150	CC150L	CC150X	-	-
1-9/16 in.	1.5625 in.	CC156	CC156L	CC156X	-	-
1-5/8 in.	1.6250 in.	CC162	CC162L	CC162X	-	-
1-11/16 in.	1.6875 in.	CC168	CC168L	CC168X	-	-
1-3/4 in.	1.7500 in.	CC175	CC175L	CC175X	-	-
1-13/16 in.	1.8125 in.	CC181	CC181L	CC181X	-	-
1-7/8 in.	1.8750 in.	CC187	CC187L	CC187X	-	-
1-15/16 in.	1.9375 in.	CC193	CC193L	CC193X	-	-
2 in.	2.0000 in.	CC200	CC200L	CC200X	-	-
2-1/4 in.	2.2500 in.	CC225	CC225L	CC225X	-	-
2-1/2 in.	2.5000 in.	-	CC250L	-	-	-
2-9/16 in.	2.5600 in.	-	CC256L	-	-	-
2-3/4 in.	2.7500 in.	-	CC275L	-	-	-
3 in.	3.0000 in.	-	CC300L	-	-	-



CYCLONE PREMIUM GRADE CARBIDE TIPPED ANNULAR CUTTERS

For applications that require drilling in tougher alloys and materials, Evolution recommends using Premium Grade Carbide Tipped Cutters.

Diameter	Decimal Equivalent	2 In. Depth
11/16 in.	0.6875 in.	CT687L
3/4 in.	0.7500 in.	CT750L
13/16 in.	0.8125 in.	CT812L
7/8 in.	0.8750 in.	CT875L
15/16 in.	0.9375 in.	CT937L
1 in.	1.0000 in.	CT100L
1-1/16 in.	1.0625 in.	CT106L
1-1/8 in.	1.1250 in.	CT112L
1-3/16 in.	1.1875 in.	CT118L
1-1/4 in.	1.2500 in.	CT125L
1-5/16 in.	1.3125 in.	CT131L
1-3/8 in.	1.3750 in.	CT137L

CYCLONE PREMIUM TAP SIZE CUTTERS

For tapping applications, Evolution offers annular cutters that correspond to most standard tap sizes.

Tap Size	Cutter	Decimal Equivalent	1 In. Depth	2 In. Depth
1/2"-13 NC	27/64 in.	0.4219 in.	CC27/64	CC27/64L
5/8"-11 NC	17/32 in.	0.5312 in.	CC17/32	CC17/32L
3/4"-10 NC	21/32 in.	0.6562 in.	CC21/32	CC21/32L

INDIVIDUAL PILOT PINS








Part No.	Diameter x Length	Cutter sizes this pin fits
PN01	3/16" x 3.0"	CC437, CC27/64, CC29/64
PN02	1/4" x 3.0"	CC500-CC237, CC12MS-CC60MS
PN05	3/16" x 4.0"	CC437L, CC27/64L, CC29/64L
PN06	1/4" x 4.0"	CC500L-CC237L, CC12ML-CC60ML, CT687L-CT237L
PN08	1/4" x 5.0"	Quick Change Adaptor (QIANMD)
PN10	1/4" x 6.0"	Quick Change Adaptor (QIANMD)
PN2T	5/16" x 4.0"	Quick Change Adaptor (QIANMD)
PN3T	5/16" x 5.0"	CC687X-CC237X, CT687X-CT237X
PN4T	5/16" x 6.0"	CC812XL, CC937XL, CC106XL, CC118XL
PN6T	(2 Piece Pin)	CC937XLX, CC106XLX, CC118XLX

EVOLUTION CHUCK & ADAPTOR DRILLING

Chucks and adapters enable twist drills to be used with Evolution Magnetic Drills.



Product	Description	Compatible With	Part Number
	1/2" Chuck & Key	EVOMAG28 & EVOMAG42	HTA153
	Chuck Adaptor. Required to fit the HTA153 1/2" chuck.	EVOMAG42	HTA47
	Chuck, Key & Adaptor	EVOMAG50	HTA51 & HTA127
	Chuck Arbor	EVOMAG75	HTA51 & HTA53TD
	Quick Change Adaptor	Fits competitor's quick change arbors to enable high performance Cyclone Premium Grade Cutters to be used. Requires extended length pilot pin.	QIANMD

GET THE SET!



Too many cutters to choose from? Then you need a cutter set. We've carefully picked a selection of the most commonly used cutters and put them in a handy storage case to make a range of cutter sets.

6 PIECE CYCLONE CUTTER SET - 1" DEPTH

Part Number: **CC6SET-1**

Diameter	Depth	Cutter
9/16"	1"	CC562
5/8"	1"	CC625
11/16"	1"	CC687
13/16"	1"	CC812
15/16"	1"	CC937
1"	1"	CC100

6 PIECE CYCLONE CUTTER SET - 1" DEPTH

Part Number: **CC5S6SET-1**

Diameter	Depth	Cutter
1/2"	1"	CC500
9/16"	1"	CC562
5/8"	1"	CC625
3/4"	1"	CC750
7/8"	1"	CC875
1"	1"	CC100

6 PIECE CYCLONE CUTTER SET - 2" DEPTH

Part Number: **CC6SET-2**

Diameter	Depth	Cutter
9/16"	2"	CC562L
5/8"	2"	CC625L
11/16"	2"	CC687L
13/16"	2"	CC812L
15/16"	2"	CC937L
1"	2"	CC100L

6 PIECE CARBIDE TIPPED CUTTER SET - 2" DEPTH

Part Number: **CT6SET-2**

Diameter	Depth	Cutter
11/16"	2"	CT687L
3/4"	2"	CT750L
13/16"	2"	CT812L
7/8"	2"	CT875L
15/16"	2"	CT937L
1"	2"	CT100L

12 PIECE CYCLONE CUTTER SET - 1" DEPTH

Part Number: **CC12SET-1**

Diameter	Depth	Cutter	Diameter	Depth	Cutter
7/16"	1"	CC437	13/16"	1"	CC812
1/2"	1"	CC500	7/8"	1"	CC875
9/16"	1"	CC562	15/16"	1"	CC937
5/8"	1"	CC625	1"	1"	CC100
11/16"	1"	CC687	1-1/16"	1"	CC106
3/4"	1"	CC750	1-1/8"	1"	CC112

12 PIECE CYCLONE CUTTER SET - 2" DEPTH

Part Number: **CC12SET-2**

Diameter	Depth	Cutter	Diameter	Depth	Cutter
7/16"	2"	CC437L	13/16"	2"	CC812L
1/2"	2"	CC500L	7/8"	2"	CC875L
9/16"	2"	CC562L	15/16"	2"	CC937L
5/8"	2"	CC625L	1"	2"	CC100L
11/16"	2"	CC687L	1-1/16"	2"	CC106L
3/4"	2"	CC750L	1-1/8"	2"	CC112L

ACCESSORIES

PREMIUM STEP DRILLS

Our premium, twin flute step drills are made from the same high quality M2AL as our Cyclone Premium Annular Cutters. We heat treat them to 68RC, giving you more durability during tough applications.



6 Hole, 1/4" Shank - 3/16", 1/4", 5/16", 3/8", 7/16", 1/2"	SD-6
9 Hole, 3/8" Shank - 1/4", 5/16", 3/8", 7/16", 1/2", 9/16", 5/8", 11/16", 3/4"	SD-9
10 Hole, 3/8" Shank - 1/4", 13/32", 9/16", 5/8", 11/16", 3/4", 13/16", 7/8", 15/16", 1"	SD-10
11 Hole, 3/8" Shank - 1/4", 25/64", 35/64", 11/16", 13/16", 7/8", 1", 1-1/8", 1-7/32", 1-1/4", 1-3/8"	SD-11
12 Hole, 3/8" Shank - 3/16", 1/4", 5/16", 3/8", 7/16", 1/2", 9/16", 5/8", 11/16", 3/4", 13/16", 7/8"	SD-12

COUNTERSINKS

Create precision chamfer holes using our triple fluted countersinks with our magnetic drilling machines. Supplied with a 3/4" shank with two flats and drill an 82° chamfer.

1" Countersink with 3/4" Shank	CS823F
1-1/2" Countersink with 3/4" Shank	CS823F-15



INDUSTRIAL ARBOR

Quickly & easily adapt our cutters to fit any machine with a Three Morse Taper Gearbox. Our Three Morse Taper Arbor increases the versatility and capacity of many machines.

#3 Morse Taper Arbor EVMT3-2



7 PIECE MINI CUTTER SET

These mini cutters are specially designed to deliver maximum performance when using a hand drill. They offer enhanced performance in speed, quality and durability and will outperform any twist drill or holesaw.

Mini Cutter Set - 7 Piece EVOMCS-7

Set includes 5/16", 3/8", 7/16", 1/2", 9/16", 5/8", 3/4" mini cutters with 1/4" depth of cut capacity, 3/8" chuck arbor, 2 pilot pins, center punch, washers, stop washer & wrench.

INDIVIDUAL MINI CUTTERS

5/16" mini cutter	EVOMC-5/16
3/8" mini cutter	EVOMC-3/8
7/16" mini cutter	EVOMC-7/16
1/2" mini cutter	EVOMC-1/2
9/16" mini cutter	EVOMC-9/16
5/8" mini cutter	EVOMC-5/8
3/4" mini cutter	EVOMC-3/4



STAY COOL UNDER PRESSURE.

Extend the life of your cutters by keeping them cool with our high quality, water soluble semi-synthetic cutting fluid. We recommend mixing one part coolant to 8 parts water (recommendations vary based on application).

1 Pint	COOLPT
1 Quart	COOLQT
1 Gallon	COOLGAL
5 Gallons	COOL5GAL



We also offer a cutting paste for when you're working with a magnetic drill and the coolant cannot be gravity fed.


10oz Cutting Paste - LPS43100

CHIP COLLECTORS

Meet your new best friend in the workshop. After a hard days work, you want the clean up to be fast. Our Magnetic Chip Collectors easily pick up any loose chips using a strong magnet. Once you're done, deposit them into the trash using the on-board plunger and you're done. Try them for yourself!

Available in 2 sizes:

15" Chip Collector	WANDMAG
40" Chip Collector	WANDMAG-MAX



DID YOU KNOW?

We can sharpen your cutters so you can cut even more holes for your money!

- We can sharpen High Speed Steel Annular Cutters & Carbide Tipped Annular Cutters to get them cutting as good as new so you never drill a bad hole.
- Got a cutter that's not Evolution? No problem! We will even sharpen other brand cutters too.

We can repair your power tools to keep them working as hard as you do.

We hope you don't need to call us for a tool repair, but if you do we'll be sure to get you cutting again in no time. Our North American based, 5 star customer service team will handle it all for you.



Call now on **866-EVO-TOOL** to see what we can do for you.

NOTES

A series of horizontal dotted lines for writing notes.



**SCAN HERE TO VISIT OUR WEBSITE
EVOLUTIONPOWERTOOLS.COM**

CALL 866-EVO-TOOL
(866-386-8665)

Service & Warranty: **866-EVO-TOOL** Fax: **563-386-8010**
Email: **evolutioninfo@evolutionpowertools.com**

*Catalog Version: V1
Print Date: 11/19*

Evolution Power Tools, LLC, 8363 Research Drive, Davenport, IA 52806.

Important notice: Always use supplied safety equipment when operating power tools. Product(s) shown without permanent safety guard and chain for marketing purposes only.

Get inspired! Follow us on:      