

JOBSITE SUPPLY

CONSTRUCTION IDEAS AT WORK

Concrete Accessories



Hand & Power Tools



Decorative Concrete



Safety



Chemicals



CONTENTS

Concrete Accessories	2
Slab & Curb Products	10
INDOT Approved	12
Precast Products	14
EPG Forming & Shoring	15
Chemicals	19
Asphalt	28
Rental Equipment	29
Finishing Equipment	30
Power Tool Equipment	32
Safety Products	40
Measuring & Site Layout	50
Decorative Concrete	53
Hand Tools & Accessories	64
Power Tools & Accessories	69
Storm Water Prevention	75
Waterproofing & Sealants	76
Pneumatics	80
Masonry Supplies	83
Fasteners & Hardware	88
Jobsite Protection	90
Everyday Supplies	94

EZ-GANG™ Forming Systems



Soloform



SALES • SERVICE • RENTALS • INSTRUCTION

JobsiteSupply.com

Fort Wayne

3501 Kenosha Rd.
Fort Wayne, IN 46806

260-494-3200

Fax 260-702-8411

Monday – Friday
7 am – 5 pm

Indianapolis

624 S. Missouri St.
Indianapolis, IN 46225

317-684-7474

Fax 317-684-7484

Monday – Friday
6 am – 5 pm

Saturday, April – October
7 am – Noon

800-874-7415

Michiana Area

1616 3rd St.
Osceola, IN 46561

574-327-6658

Fax 574-343-2117

Monday – Friday
7 am – 5 pm

Can't find what you're looking for?
Give us a call, we'll find it for you!

Connect with us.

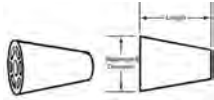


CONCRETE ACCESSORIES




Light Forming


Plastic Cone Snap Tie



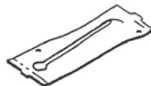
Snap Tie Standard & Heavy



Sure-Snap Hex Head Tie



Tie Holder Hair Pin



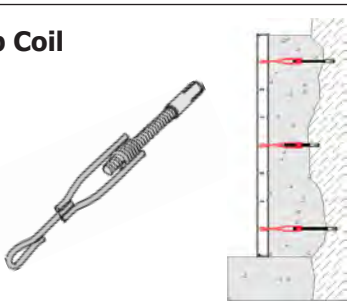
Flat Ties



Turnbuckle Form Aligner



Loop Coil



Adjustable Kicker



Loop Panel Tie, Standard & Heavy



Gang Loop Panel Tie, Standard & Heavy



Gates D Cone Tie



Gates Frog Leg Bracket



Gates Cam-Lock Bracket

Gates #3 Anchor Lock



Gates #5 Anchor Lock

Light Forming

Jahn "C" Bracket



Scaffold Bracket



1-piece Waler Bracket



Z Tie Holder



Sure Guard Rail Post System

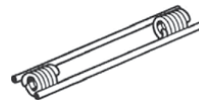


Jahn "A" Bracket



Heavy Forming

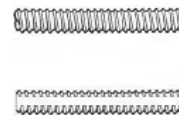
Coil Tie



Coil Rod
1/2" x 12'
3/4" x 12'
1" x 12'



Thread Bar



Euro Rod
15mm - Hot Rolled
20mm - Hot Rolled



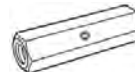
Cast Hex Nut & Steel Hex Nut



Wing Nut & Swivel Wing Nut



Hex Coupler
Coil & National Course



Formwork Hammer GS
Type TH 8012



Coil Bolt



Heavy Forming

Adjustable Coil Bolt
1/2" x 18"
1/2" x 24"



*other sizes also in stock

Flat Washer
1/4 3" x 4" 9/16" hole
1/4 4" x 5" 9/16" hole
*other sizes also in stock



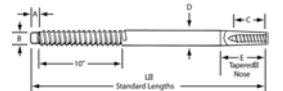
Coil Nut & Handle
Coil Nut



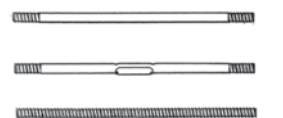
Spring Clamp



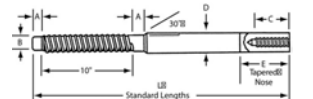
She Bolt



Inside Tie Rod



Thread Bar She Bolt



Taper Tie



Thread Bar Taper Tie



Heavy Forming / Form Hangers

Wing Nut



Batter Washer



Nut Washer



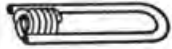
Adjustable Weld Angle Bracket



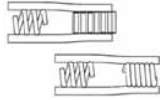
CONCRETE ACCESSORIES

Inserts & Other Accessories

Coil Loop Insert



Expanded Coil Insert



Loop Ferrule Insert



Thin Slab Ferrule Insert



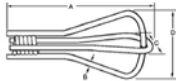
Shelf Angle Insert



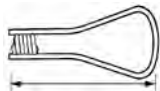
Ductile Embed



Flared Coil Loop Insert



Double Flared Coil Loop Inserts



9-Wire (9W)



Pencil Rod Spring Clamp



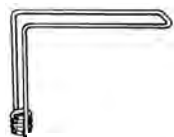
Pencil Rod Wedge Clamp



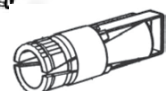
Rod Clamp



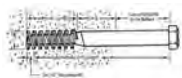
Coil Half Hanger



Rock Anchor



Screw Anchor & Screw Anchor Bolt



Rebar Safety Cap
Disc 10

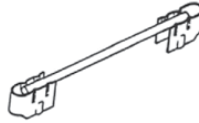


Rebar Protective Cap
CAPMUSH25

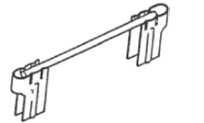


Bridge Deck Forming Interior Hangers

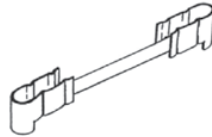
Pres-Steel Hanger Type 1



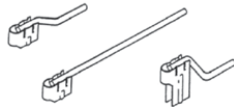
Pres-Steel Hanger Type 2 & 7



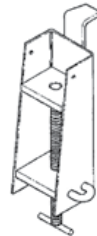
Pres-Steel Hanger, Type 4



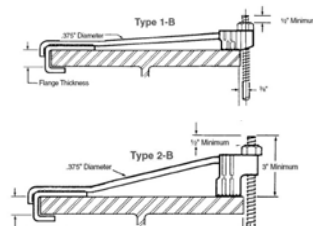
Pres-Steel Half Hangers



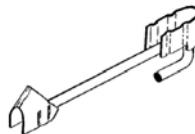
Adjustable Joist Hanger



Pres-Steel Hook Hanger Type 1B & Type 2B



Ty-Down Half Hanger

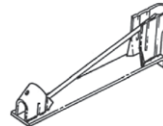


Bridge Deck Forming Exterior Hangers

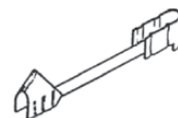
Pres-Steel Hanger Type 1-A



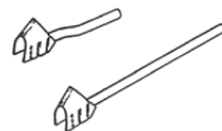
Pres-Steel Hanger



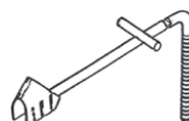
Pres-Steel Hanger Type 4-A & Type 5-A



Exterior Half Hangers

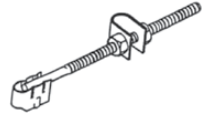


Coil Rod Hangers

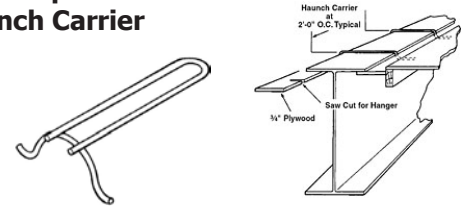


Bridge Deck Forming Exterior Hangers

Adjustable Half Hangers

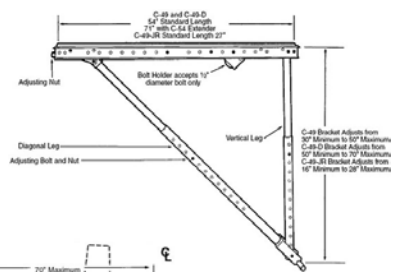


Fillet Clip & Haunch Carrier

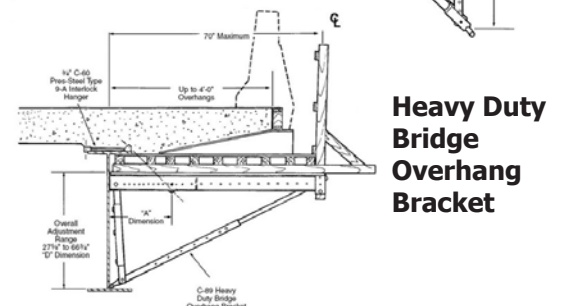


Bridge Deck Forming

Bridge Overhang Bracket




Heavy Duty Bridge Overhang Bracket




Concrete Slab Package

Taper Dowel



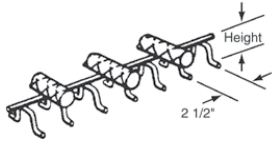
Steel Edge Nosing



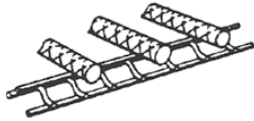
CONCRETE ACCESSORIES

Wire Bar Supports - Plain & Epoxy

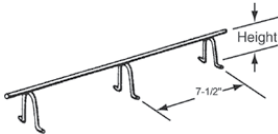
Slab Bolster



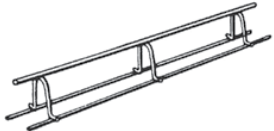
Slab Bolster Upper



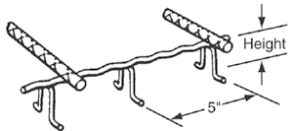
Beam Bolster



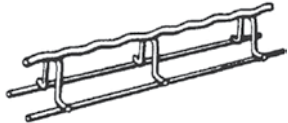
Beam Bolster Upper



Continuous High Chair



Continuous High Chair Upper



Bar Chair



Individual High Chair



Dot specified Epoxy

Rebar Splicing

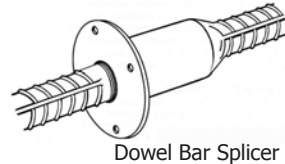
Dowel Bar Splicing System



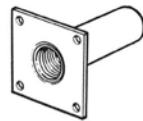
Standard Flange



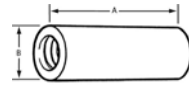
Optional Clipped Flange



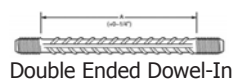
Dowel Bar Splicer



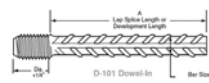
Coupler with Flange



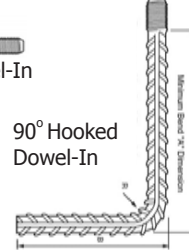
Coupler without Flange



Double Ended Dowel-In

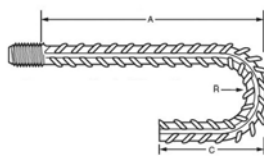


Dowel-In Straight



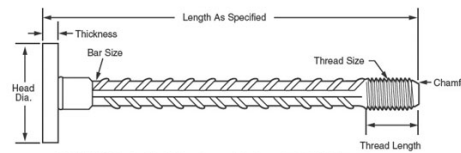
90° Hooked Dowel-In

180° Hooked Dowel-In

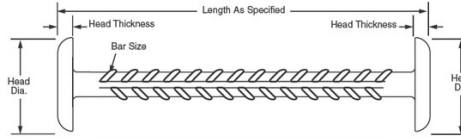


End Anchorage System

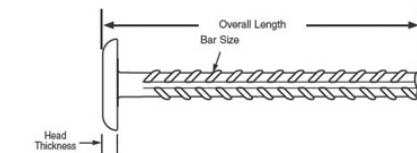
Male End Anchor



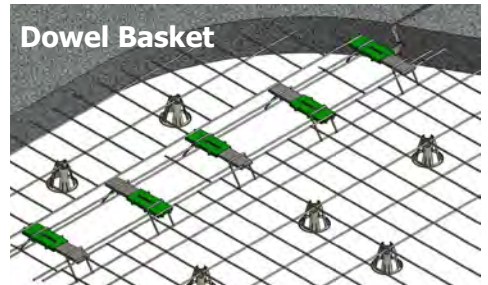
Double End Anchor



End Anchor



Concrete Slab Package




Dowel Basket


Double Tapered Dowel Basket



Dowel Bars



Tie Bars



Dowel Caps



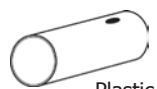
Crimp Type



Welded Type



1-1/4" Notch



Plastic Caps

Screed Chair Bases

Standard Screed Base



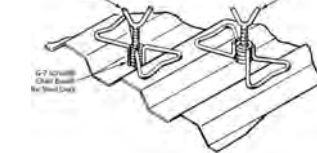
Screed Base with Sand Plate



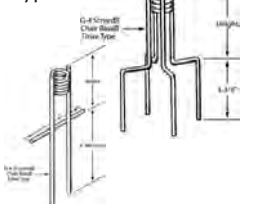
Joist Type Adjustable Screed Base



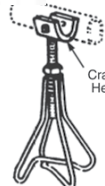
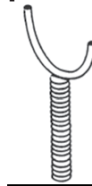
Screed Base for Steel Deck



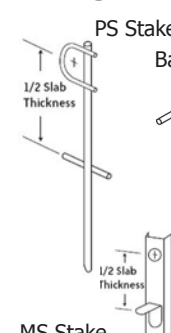
Screed Bases Drive Type



Cradle Heads (Pipe Holders)

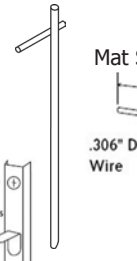


Paving Stakes



PS Stake

Basket Stake

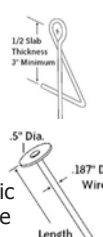


Mat Stake



Channel Stake

FS Stake



MS Stake

Fabric Stake

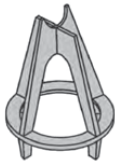


Weight/Piece

0.2

Plastic Bar Supports

EZ Chair




Straddle Chair



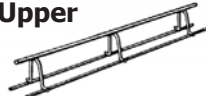
Tower Chair



Bar Chair



Continuous High Chair - Upper



Continuous High Chair

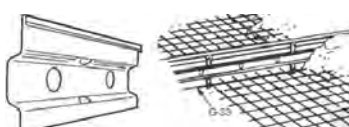


Slab Bolster Upper



Concrete Slab Package

Screed Key Joint



CONCRETE ACCESSORIES

MAX RE-Bar-Tier™

Re-Chargeable Battery Operated Re-Bar Tying Tools

RB441T

- Rebar Tying Tool up to #7 x #7 with 19ga wire
- The RB441T "TwinTier" is a 6th generation MAX Re-Bar-Tier. The TwinTier features 3 new innovative mechanisms making it the most efficient rebar tying tool on the market.



RB518

- Rebar Tying Tool up to #7 x #8 with 21ga wire
- The RB518 can tie #3 x #3 to #7 x #8 rebar. You will save time, save money and increase productivity with this handy cordless tool. MAX Re-Bar-Tiers are also proven to reduce the risk of developing musculoskeletal diseases.



Tie Wire



For use with Max Tools 14.4 Volt Re-Bar Tying Tool

Poly coated wire available for epoxy bar.

MAXTW1525	Max 16 Gauge Tie Wire (RL)
TW898USA	Max 21 Gauge Tie Wire (RL)
TW1061T	Max 19 Gauge Tire Wire (RL)
JPL914	Replacement Battery

Tie Wire & Bar Ties

Bar Ties

4" to 10" & bundles of 5000 pieces




Coil wire is available in black annealed & bonded plastic coated.
Bar ties available in black annealed & bonded plastic coated.

CUSTOM REBAR FABRICATION




Rebar Fabrication Services @ Jobsite Supply

- Custom Cuts & Bends • Custom Fabrication & Pre-Tied Cages to Your Plan Specifications
 - Stock a Variety Epoxy Coated Rebar
 - Custom Shapes, Assemblies, Cages, and Many More Designs Made Out of Rebar
- MANY CUSTOM BENDS AVAILABLE!



Metal Imbeds



Call for Special Pricing

FASCUT®



FS-600 Rebar Cutter

Bender allows both bending and cutting rebar when and where you need it with one self-contained portable machine.



Concrete Bollard Caps



Pipe Bollard Caps

TOPGARD pipe bollard caps provide a superior and low cost alternative to traditional bollard hand finishing:

- Class A Form finish
- Install in 10 seconds
- Proprietary 500 psi
- Reinforced with micro fibers
- No finisher needed
- Available in 4", 6", 8" and 12"
- No punch list
- Can be retrofitted to existing bollards to eliminate mistakes



• **Comprehensive Steel Fabrication Services**
We cover all of your metal fabrication needs: shearing, forming, bending, cutting and more...

• **Rebar, Stainless Steel Rebar, Galvanized Rebar**
#3 Rebar, #4 Rebar, #6 Rebar, Rebar Cutting, Rebar Bending

• **Pipe Bollards, Bumper Post, Bollard Covers, Bollard Sleeves**

4", 6", 8", 10" and 12" Pipe Bollards in various lengths, Galvanized Pipe Bollards, Bollards Welded to Base Plates, Stainless Pipe Bollards, Bollard, Caps, Decorative Bollard Covers, Bollard Post Covers and more...

• **Pipe Bollard, Stainless Steel Bollard, Metal Bollard**

Lighting Bollard, LED Bollard, Parking Bollard, Security Bollard, Bollard Post, Decorative Bollard, Safety Bollard, Traffic Bollard and more...

• **B Deck, Composite Deck, Steel Floor Decking**
B Deck, Composite Deck, Decking Material, Metal Decking, Steel Decking and more...



UNISTRUT®

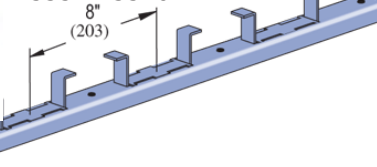


1-5/8" Framing System - Concrete Inserts

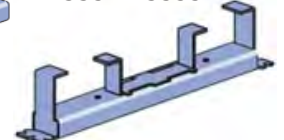
P3349-P3351



P3354-P3370



P3352-P3353



Cold-formed inserts are manufactured from standard 12 gauge Unistrut channel sections. Hot-rolled inserts are manufactured from carbon steel. To inhibit concrete seepage, all inserts (except spot inserts) are provided w/ closure strips & end caps or foam filler, unless otherwise requested.

CONCRETE ACCESSORIES

SONOTUBE® CONCRETE FORMS

Sonotube® Column Forms

**ST08 thru ST60
8" thru 60" IN STOCK**

- Easier to handle, set, strip & discard
- Stands strong, even in wet weather
- Superior strength-to-weight properties
- Available in diameters from 6" to 60"



Forming Lumber



2416	2x4x16' SPF #2 or better (294BK)
2616	2x6x16' SPF #2 or better (189BK)

Stock Forming Plywood



Visit Us Online
JobsiteSupply.com

34CDX	3/4x4/8 CDX Plywood (46BK)
12CDX	Plywood 1/2" CDX 4ply 4x8 SHT
14HBSE	Masonite 1/4x48x96 50/Bunk
34Douglas	Plywood 3/4 Class 1 Doug Fir
34HDO	Plywood 3/4" HDO 4x8

Chameleon Trac II

A handleless concrete finishing system (rope brush) that is pulled from side to side with ropes (eliminating excessive handle weight) to give you the most uniform textured finish on the market. Works well in confined spaces and is efficient. Available in 4', 6', and 8' wide brushes.



Accessories



Wire Reels

Bar Tie Twisters

Ratchet Bars

Tie Wire & Contractor Wire



MMW
16 Gauge Tie Wire

MMWSS
Sharkskin 16 Gauge
Epoxy Coated Tie Wire

Concrete Chutes



- Constructed of heavy gauge aluminum
- Reinforced with cross braces & flanged edges
- Durable & lightweight

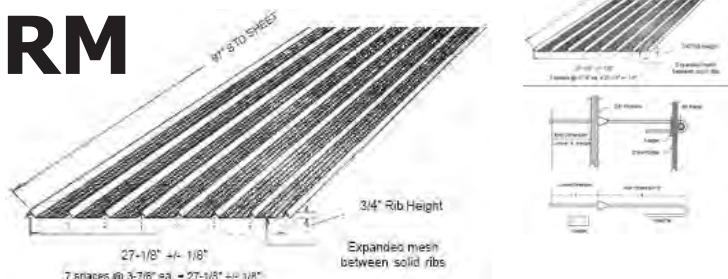
700187	12' Alum Concrete Chute
700188	16' Alum Concrete Chute
700191	20' Alum Concrete Chute
960805	HVY DTY Slurry Chute
CC992F	12' Concrete Chute
CC996F	16' Concrete Chute

Pre-Assembled Rebar Mats & Assembled Rebar Cages



Call for pricing on assembled cages and mats

STAY FORM




BT2	Break off tool for simplex/duraform ties
BT10	Tiebreaker heavy duty break off tool

Form Liners



Wood & Rubber Chamfers



WC	3/4 Wood Chamfer Strip (10' strips)
WCC	Wood Chamfer Cutter
WCCB	Wood Chamfer Cutter Replacement Blade
WC1	1" Wood Chamfer (10' strips)
WC112	1-1/2" Wood Chamfer (10' strips)
WC12	1/2" Wood Chamfer (10' strips)
12HR	1/2" Half Round Drip Bead 8'
3412R	3/4" Half Round Drip Bead 8'

CONCRETE ACCESSORIES



701164

Blade Only
1.5"x3.5x16' Bumpcutter



700524

- 1-3/4" x 6' aluminum snap handle
- Fits bull floats, channel floats & adjustable heads



Spray Tip


Makes product application consistent and even.

- Reduce banding
- Better fan spray
- Easy to clean



Eliminate Inefficiency of Wood Bracing

Adjustable Kicker AK-8



Adjustable Kicker

Steel Forms



Surfaces



Save 30-60% in Labor Costs! The Adjustable Kicker works on all surfaces & can be attached to either wood or steel forms.

FIBERGLASS CONCRETE FORM TIES

Don't Grip It - Screw It!

400 Series Form Tie



Board Form / Form Liner Forming
Custom Length Ties on Demand
Drill and Bond Single Side Forming
Versatile Working Loads
Slip Resistent

400 Series Modular Tie



**No Patching
Non Corrosive**
Stainless Steel Replacement
Excellent Pencil Rod Replacement
Stocked in Long Lengths

1000 Series Form Tie



JS19093

- Holster for wand & nozzle storage
- Metal Ergo pump handle
- Female brass fan nozzle attaches directly to shut-off or extension
- 14" Heavy duty hose
- Wide mouth opening for easy filling/cleaning
- Tri-poxy coated steel tank rinse cleaner
- Shut-off with lock-on spraying feature



JS19069

Stainless Steel Concrete Open Head 3.5 Gallon Sprayer

- Wide mouth for easy filling and cleaning.
- Exclusive holster keeps wand and tips secure.
- Metal ergo handle.
- Brass fan spray nozzle for even coverage. (includes .5 and 1.0 gpm nozzles)
- Brass spray handle with lock-on and quick release design. Threaded coupling for easy removal.
- Extreme chemical resistant hose reinforced with nylon braid.




JS2236

- Cleaner/degreaser sprayer designed for tougher spraying applications
- Adjustable poly cone nozzle sprays coarse stream to a fine mist
- SealTite acid and chemical-resistant seals and gaskets
- Wide opening design for easy filling and cleaning; Lock-off feature prevents accidental discharge
- 3-gallon poly viton tank



Sprayer Accessories

6-600	Adjustable brass nozzle for sprayers
6-5797	Brass fan nozzle for 1949-male thread
1-5943	1GPM brass fan nozzle - female thread
6-7703	24" brass curved extension with male end for 1954 sprayer
6-7704	24" brass urved extension with female ends for 1949 spray
6-7711	18" curved extension male end for 1954 sprayer
6-4627	Repair kit for 1954 sprayer - also fits 1280 & 2123 sprayers
6-6091	48" hose assembly for 1954 sprayer
6-613	42" nylon reinforced hose with connector & clamp

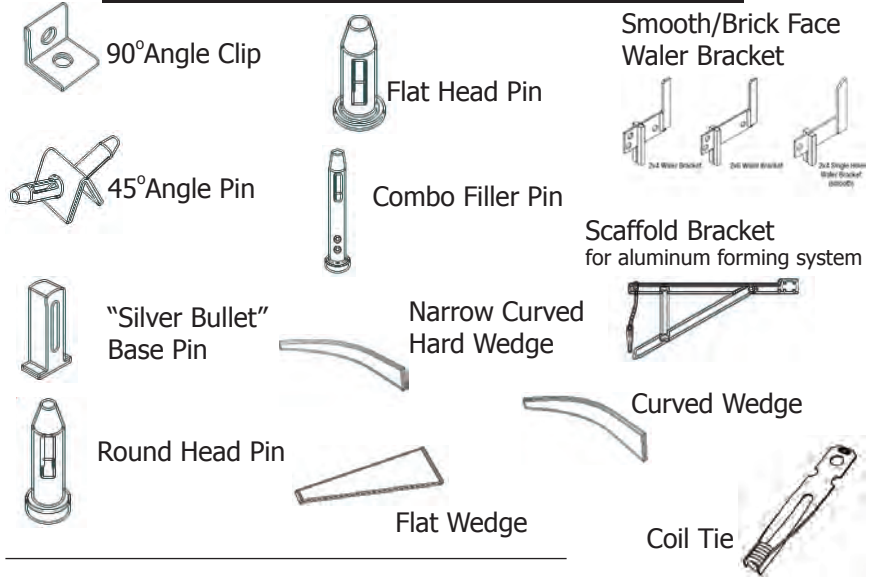


1002	Chapin 48oz MP Sprayer
1380	Premier Tri-Poxy 3Gal Sprayer
1949	3.5Gal Chapin Sprayer
1979	3.5Gal Chapin Sprayer Viton
1993	Jobsite Logo 3.5Gal Sprayer
2223	1Gal Acid Sprayer - 2230 XP
19049	XTreme Openhead 3.5Gal Sprayer
20020	Sure Spray 2Gal Sprayer Econo
3-1842	Optimal Dual Head Sprayer

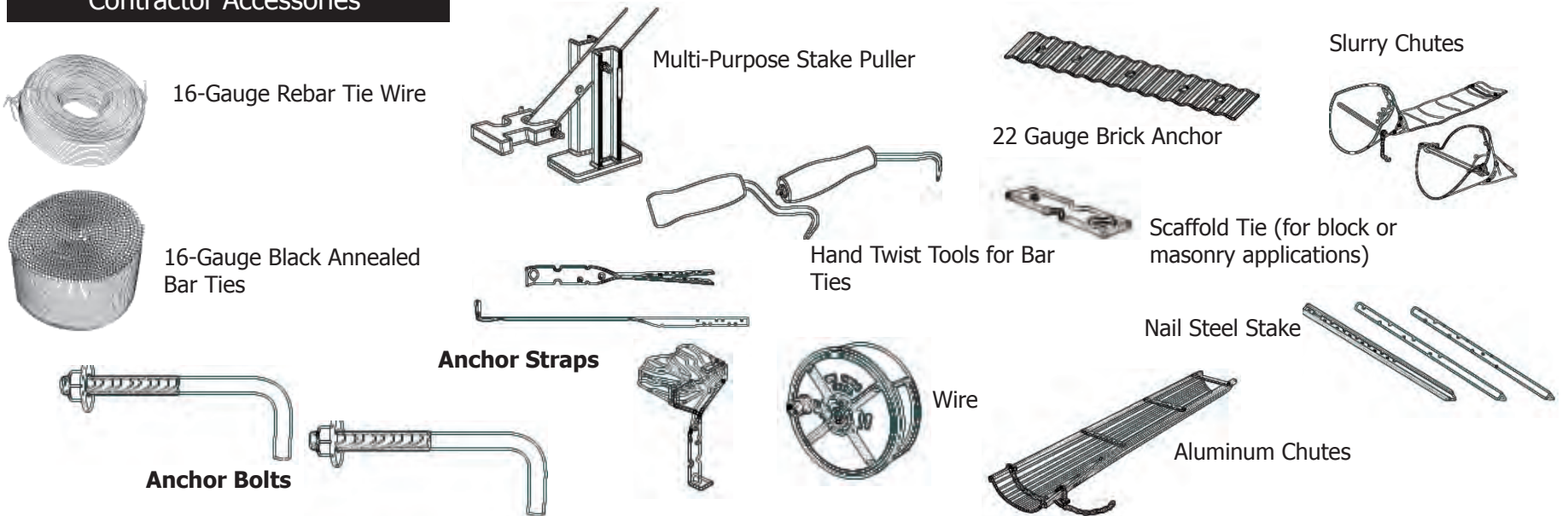
CONCRETE ACCESSORIES



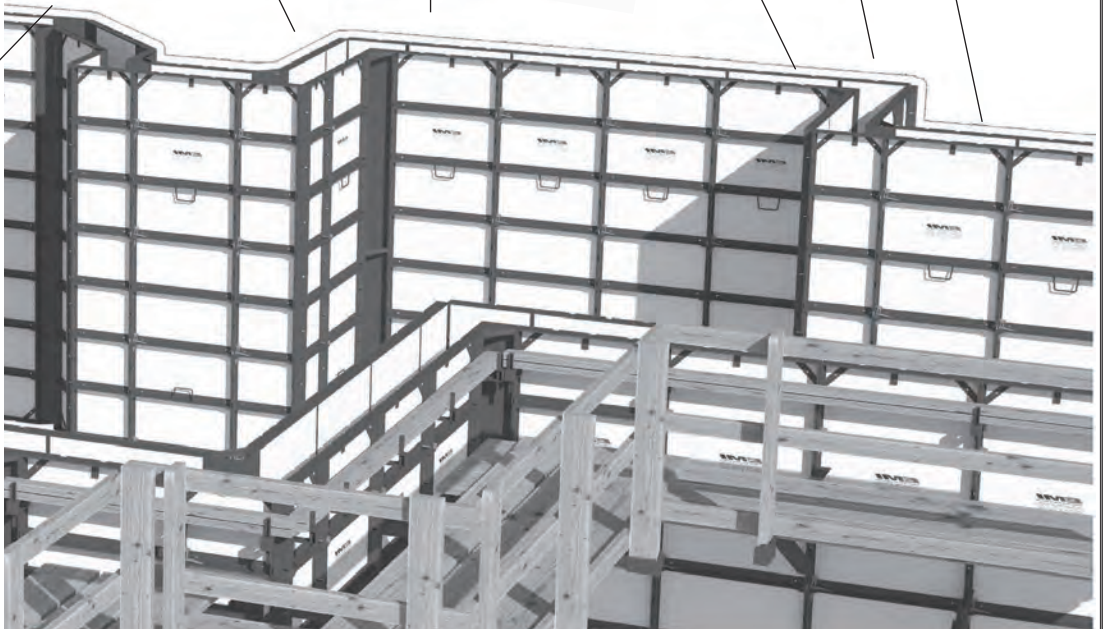
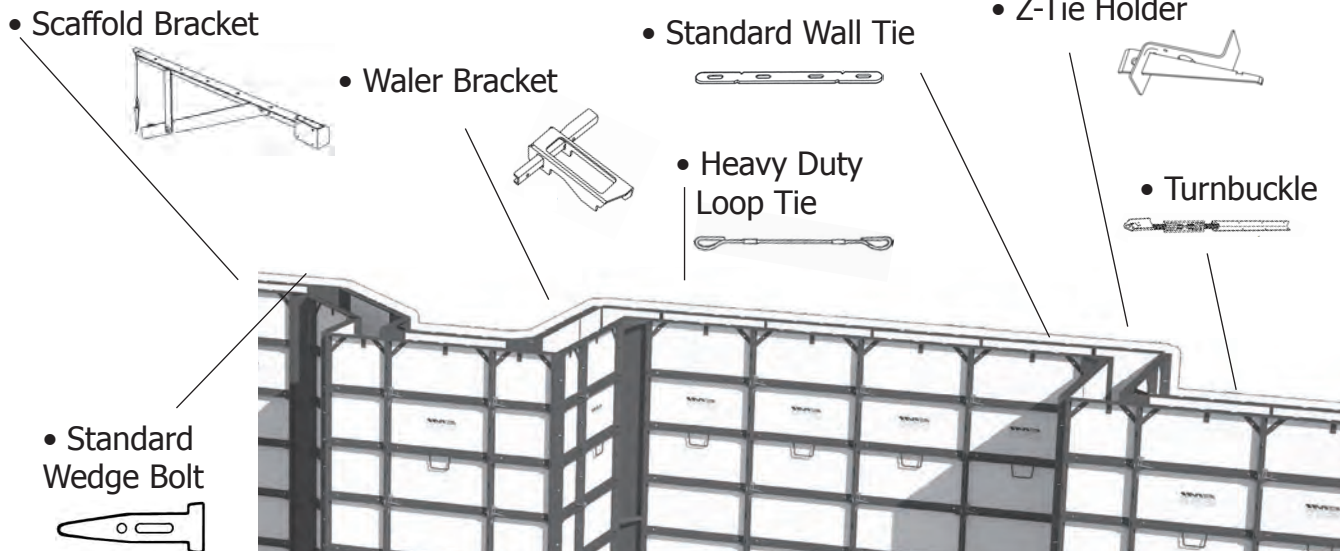
Aluminum Forming System



Contractor Accessories



Uniply Forming System



- A full 2" angle cross member assures unsurpassed frame strength & plywood support
- No special tools required; fits most other systems
- Wedgebolt/accessory slots located at 6" on center

SUPER SLAB PACKAGE

CUSTOMER: _____

JOB: _____

MATERIAL CHECK LIST

- Pre-Bid / Take Off
 - Drawings
 - Spec Book / Submittals
 - General Pricing
- Gas Powered Tool / Compaction / Adjustable Kicker
- Vapor Barrier 10 mil / 15 mil Reinforced
- Rebar Support / Mesh Supports / High Chair / Plastic Chairs
- Wire Mesh / Expansion Joints
- Diamond Dowels / Plate Baskets
- Perimeter Insulation / DOW / EPS / Waterproofing & Sealants
- Copperhead / MultiVibe / Lura Screeds
- Power Trowels (Riding Trowels)
- Soff-Cut Saws / Joint Prep / Vacuums
- Curing Compound / Polishing / Ultra Cure Blankets / Ameripolish
- Dry Shake Hardeners / Grouts / Patches
- Control Joint Material / Floor Drain NDS
- Building Maintenance Manager (Owner)

SALES

Concrete Chemicals
 Concrete Tools & Accessories
 Colored Concrete
 Curb Forms
 Construction Equipment
 Diamond Blades
 Mechanical/Electrical Tools
 Fasteners
 Foam Insulation
 Site Tools
 Masonry Tools
 Power Equipment
 Precast/Tiltup
 Safety Products
 Trench Drain

SERVICE

Waterproofing
 Repair Department
 Tool Repair

- Air/Pneumatic
- Gas Equipment
- Electric Tools

 Large Parts Inventory
 MultiQuip Authorized
 National Service Center

RENTAL

Adjustable Kicker
 Copperhead Laser Screed
 Compaction Equipment
 Cut-Off Saws
 Curb Forms
 Decorative Stamp Tools
 Grinders
 Light Towers
 Mutivibe Screed
 Power Buggies
 Power Tools
 Pumps/Water/Grout
 Rebar Cutter
 Husqvarna Saws
 Trowel Machines
 (Walk Behind & Riding)
 Vibrators



SLAB PRODUCTS




Stego Wrap Vapor Barrier
Stego Wrap the most widely-specified below-slab vapor barrier in North America which offers **The Stego Life of the Building™ Warranty.**



FASTER INSTALL

7X Lighter
2X Stronger

Springs Back
Stays Centered

Less labor
More Profit

Composite Rebar
At the Price of Steel
Creates Longer Lasting Concrete



BETTER CONCRETE

Polyethylene Sheeting

Available in Clear, Black, Reinforced, Non-reinforced & Flame Retardant



- Rolls 100' Long & 1 Mil to 10 Mil Thickness
- Large Variety of Sizes
- Pallet Pricing Available

Welded Wire Fabric

Welded Wire Fabric in 8'x15' Sheets & 5'x150' Rolls
Sizes in-stock: 4x4 4/4, 6x6 6/6, 6x6 8/8, 6x6 10/10
Call for Delivery to your Job!



Galvanized & Epoxy Coated Available - Call for Quote

Tie Wire & Contractor Wire

MMW
16 Gauge Tie Wire



MMWSS
Sharkskin 16 Gauge Epoxy Coated Tie Wire



NOMACO NOMAFLEX

75% LIGHTER THAN REGULAR EXPANSION JOINT



Anchor Bolts

3/8" X 6" to 1" X 36" Plain & Galvanized Steel
Quantity Discounts




Concrete Bricks

CONCRETE BRICK
2"x4"x8" 720/SKID



- Collect retainage
- Reduce call backs
- Save labor
- Optimize the amount of steel in a project
- Deliver serviceable slabs-on-ground
- Shorten construction schedules



14DD	1/4" Diamond Dowel System
38DD	3/8" Diamond Dowel System

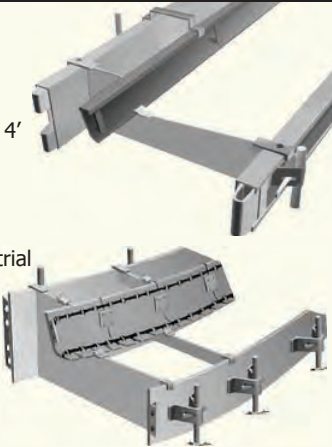
CURB FORMING

dee®

Steel Concrete Forms

The Only Completely Reinforced Forms

- Available in sizes from 4' to 18' or higher
- Self Aligning Forms
- Applications: Edge Forms, Footers, Industrial Slabs, Foundations, Curbs & Gutters, & Flatwork
- Made in the USA



4 DEECURB	DEE 4 x 10 Straight Curb Form
4 DEEFLEX	DEE 4 X 10 Flex Form
6 DEECURB	DEE 6 x 10 Straight Curb Form
6 DEEFLEX	DEE 6 x 10 Flex Form
8 DEECURB	DEE 8 x 10 Straight Curb Form
8 DEEFLEX	DEE 8 x 10 Flex Form

MILLER

Curb Builder

MC550

- Engine: 15HP Kohler or 13 HP Honda recoil start
- Available Augers: 6" solid or hollow
- Wheels: (9) 8"x2" hard rubber
- Weight: 760 lb.



Anvil American Inc.

Accessories

Radius Clips

Radius clips are available in flatbar, rod and PVC pipe styles. Choose from the SL 114 Flatbar, SL 115 3/8" Rod, SL 118 3/4" PVC Pipe and the SL 119 1" PVC Pipe.

SL114	Flatbed
SL115	3/8" Rod
SL118	3/4" PVC Pipe
SL119	1" PVC Pipe



Radius Material

The SL 151 Flat Fiberglass Bar features no thermal expansion, excellent flexibility, and is made in a highly visible yellow color. Made of durable fiberglass, the SL 151 comes in 8'4" and 16'8" lengths.



SL151C	Flat Fiberglass Bar Connector
SL155	3/8" Fiberglass Rod
SL155C	3/8" Fiberglass Rod Connector

Clamps

SL121

stringline clamp features teardrop shaped holes, independent clamping capabilities, steelbox construction ALL are corrosion resistant.



SL122	Clamp with Instanjust® Spring Action, Made of Heat Treated Steel. No Bolts or Wrenches.
SL23	Stringline Clamp Features Precision Shaped Holes & Independent Clamping

Tension Winch SL310

Radius clips are available in flatbar, rod and PVC pipe styles. Choose from the SL 114 Flatbar, SL 115 3/8" Rod, SL 118 3/4" PVC Pipe and the SL 119 1" PVC Pipe



Stringline SL140

The SL 140 stringline features diamond braided polyester with core. Available in blue, luorescent yellow, orange or white on 1,000' spools.



SL141	Diamond Braided Polyester w/ Core Yellow
SL142	Diamond Braided Polyethylene w/ Core. Yellow
SL143	Diamond Braided Kevlar w/ Core. Yellow

Marking Whiskers



15900-41	Yellow - 6" Whisker 500/BX
15900-25	Blue - 6" Whisker 500/BX
15900-79	Red - 6" Whisker 500/BX
15900-39	Green - 6" Whisker 500/BX

Stringline Rods SL110

Downward Bend Stringline Rod features angled entry slot. Made of cold drawn steel & is corrosion resistant.



SL111	Upward Bend
SL112	Threaded Line w/ Replaceable Line Tip (SL116)
SL116	Plastic Line Tip - Durable Nylon, Self-Threading

PLASTIFORM™

PlastiForm™ Concrete Forming Systems



- Economical 12,000psi Compressive Strength
- Adjustable Height
- Adjustable Length
- Heat Sealed into 1" Stacks
- Length 3-1/2" - Width 1-15/16"
- Slot 5/8"

PF4	4" Board x 12' Plastic Form
PF6	6" Board x 12' Plastic Form
PFCC	Camlock
EC24	End Cap

Rebar Grade Stakes

- 100pc Bundles
- #3 or #4 - 12"
- #3 or #4 - 18"
- #3 or #4 - 24"




Pine Lath Stakes



36LATH	36"
48LATH	48"

Inverted Spray Paint

AT3701	Flourescent Orange
93900	White Inverted
ETBL2D	Blue Inverted
S03641	Flourescent Green Inv.
03622	Hot Pink Inverted



go green
save
time trees money



FINISHED PRODUCT

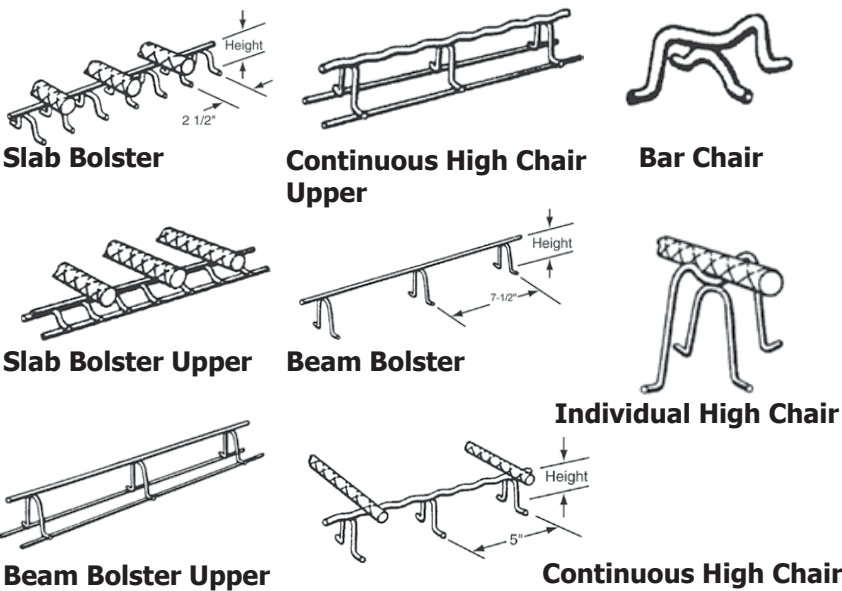
INDOT APPROVED

Jobsite Supply Carries:

- Full Line of Anchors
- Structural Steel
- All Bar Supports & High Chairs (Continuous & Individual) - Epoxy Coated Available



Wire Bar Supports - Plain & Epoxy



GEOTEX®
NONWOVEN
GEOTEXTILES

Propex™

1008170	Propex GeoTex 801 - 15'x300'
1004840	Propex GeoTex 311 - 15'x300'

Filter Fabric

CUSTOM CUTS AVAILABLE

Jobsite Supply Carries All PreCast Accessories for:

- MSE Walls
- Sound Walls
- Form Liners with Formwork

Planitop X

1 component, fiber-reinforced, fast-setting, polymer-modified, high-build cementitious repair mortar with a corrosion inhibitor.

Planitop 18

Planitop 18ES

Jobsite Supply Carries:

- White Wax Curing Compound
- VOC Compliant Road & Bridge
- Road Fabric & Plastic
- Portland Cement
- Asphalt Cold & Winter Patch

Double Loop Slab-on-Grade Stiffy Stake

- Provides rigid support for pipes and conduits in dirt and sand prior to concrete pour.
- Support loop design eliminates restraint at the top.
- Support can extend above the concrete pour to protect the pipe.

RED HEAD®
CONCRETE ANCHORING SPECIALISTS

Anchors

A710	A7 Epcon 10oz
C6-18	Epcon C6 18oz
A7L	18oz Epcon Acrylic 28oz Cartridge

DOW

Styrofoam

1404	Dow 3"x4'x8' Blueboard Scored
1578	Dow 2"x4'x8' Blue Board Scored

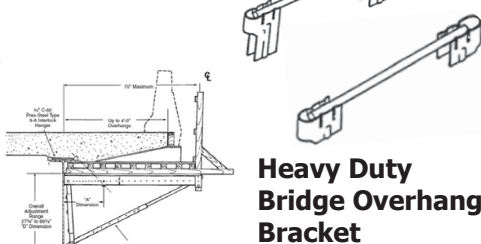
ChemMasters

SILENCURE

1327.05	Silencure A
	Silencure SRT

Bridge Deck Forming

Pres-Steel Hanger Types 1, 2 & 7



Jobsite Supply Carries:

- Column Forms
- Bridge Pier Forms
- Bar Supports
- Hangers & all of your concrete accessory needs.

INDOT APPROVED



INDOT Approved Epoxies



Ultrabond 2300
Multipurpose high strength, non-sag epoxy anchoring and bonding adhesive system for temperatures between 60°F and 110°F



Ultrabond HS-200
Epoxy anchoring gel is a two component (2:1 ratio), 100% solids, high modulus, structural epoxy gel. It is a solvent free, no odor, high strength, moisture insensitive, non-sag epoxy system



Ultrabond 365
Low temperature cure acrylic adhesive



Ultrabond 1300
100% solids, high modulus, structural, epoxy gel. It is a solvent free, no odor, high strength, moisture insensitive, non-sag epoxy system



Speed Set 2
Grouting dowel bars and tie bars for full-depth concrete pavement repairs
Pick proof sealant – windows, doors, locks, etc. (e.g. correctional facilities)



Ultrabond 1
Epoxy anchoring gel, 100% solids, high modulus, structural epoxy gel. It is a solvent free, no odor, high strength, moisture insensitive, non-sag epoxy system.



Ultrabond 2100
high strength 2-component epoxy adhesive product for bonding fresh/plastic concrete to hardened concrete



Crackbond LR321
is formulated for use as an injection resin for cracks in structural concrete, masonry & wood

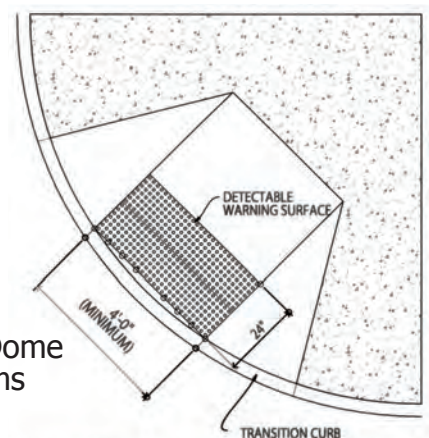


Leading supplier of detectable warning surfaces.



For use in new curb ramps or new construction. Pressed into place in freshly poured concrete Cast-In-Place Tiles have a 1/4" nominal thickness and feature embedment ribs 3" on center through entire length of tile. Plastic sheeting protection covers entire surface of Cast-In-Place Tile.

2' x 4' Cast in Place Panel Detectable Warning Systems



Surface Applied Truncated Dome Detectable Warning Systems

2448 Pavr	24"x48" Red ADA Paver
2448 Wet PavR	24"x48" Red ADA Wet Paver

TACTILE WARNING SURFACES MADE OF DURABLE IRON

Irondome is constructed from a durable exterior grade iron and is recommended to be installed in their natural, unfinished state



Crafco offers up to **100 sealant** types for a wide range of application in all climatic conditions and temperatures.

Joint sealant is designed to keep moisture out of the pavement sub-base, limit spalls and prevent foreign objects (F.O.D.) from pavement surfaces.



80407-350	Cold Joint Adhesive 30#
80102-350	Deery 102 Indiana APP
80102PL-350	Deery 102 PL Sealant
80433-50	Deery Super Stretch 30#



Joint Sealants



Sealing transverse contraction & expansion joints, longitudinal, center line & shoulder joints in Portland Cement concrete.

DOW890	Silicone Sealant Self Leveling
DOW888	Silicone Sealant 857ML (29oz)



Concrete Sealers & Patch Materials

Products	Specification - Category
MasterProtect H 200	909.10 Portland Cement Concrete Sealer - 9551 Material Code - 9554 Source Code
MasterProtect H 400	909.10 Portland Cement Concrete Sealer - 9551 Material Code - 9554 Source Code
MasterEmaco T 1060	901.07 Rapid Setting Patch Material - 1097 Material Code - 9554 Source Code
MasterEmaco T 1061	901.07 Rapid Setting Patch Material - 1097 Material Code - 9554 Source Code
MasterEmaco T 545	901.07 Rapid Setting Patch Material - 1097 Material Code - 9554 Source Code
Set 45 HW	901.07 Rapid Setting Patch Material - 1097 Material Code - 9554 Source Code

PRECAST PRODUCT LINES

Ferrule/NC Threaded Inserts

Hundreds of styles & sizes to choose from:

- Ductile Ferrule Insert
- Ferrule Loop Insert
- Ferrule Wing Insert
- Four Strut Thin Slab
- NC Precast Concrete Insert
- Open Ferrule insert
- Plastic Insert Cup
- Standard Ferrule Insert
- Straight Loop Ferrule Insert
- Threaded Plastic Insert Plug
- Thin Slab Parallel, 2-Strut
- Thin Slab Ferrule Insert, 2-4 Strut



Easy Lift System

Simple economical way to lift barriers, pipes, boxes & slab panels between 4-8" thick:

- Original EASY LIFT ANCHOR
- 5-Ton Foot Anchor
- Foot Anchor with Snap Wires
- Easy Lift 500 Anchor
- Magnets & Wet Set Plates



DB Anchor Lift System

Popular 1-25T spall free lifting system with a variety of accessories for every application:

- DB Anchor
- DB Eye Anchor
- Bolt & Wing Assembly
- Face Lift Directional
- Hardware
- Recess Formers
- Rubber Grommets
- Shear Bars



Coil Inserts

Hundreds of styles & sizes to choose from:

- 2-4 Strut Inserts
- Loop Inserts
- "L" Leg Inserts
- Open Coil Inserts
- Thin Slab Inserts
- Pick-up Inserts
- Ductile Coil Inserts
- Edge Pick-up Inserts
- Locator Plugs
- Coil Nut
- Flat Washer
- Coil Rod & Bolts



Ring Lift System


Popular 2-10T spall free lifting system with a variety of accessories for every application:

- Two Hole Anchor
- Double-Tee Anchor
- Drop Forged Foot Anchor
- Plate Anchor
- Uni-Anchor
- Wavy Tail
- Bolt & Wing Nuts Assemblies
- Sandwich Panels
- Ring Bail or Cable Lifting Hardware
- Shear Bars
- 2-Hole Erection Anchor
- X-Foot Erection Anchor
- New Generation Erection Anchor
- 22 XL Anchor



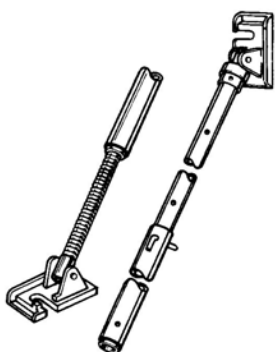
Super Shim Pack RL-67

- Pre-assembled packages of shims designed for precise placing of large load bearing precast units.
- 1-1/16" thick x 4"x6"
- Can be compressed sufficiently at post tensioning to allow load transfer to the grout.



Pipe Brace


Great for bracing forms when stacking forms for higher walls. The Pipe Brace comes in 3 different lengths to accommodate a wide range of wall heights.



7-1/2' to 14" Pipe Brace
14' to 23-1/2' Pipe Brace
23' to 39' Pipe Brace

Econ-O-Shim® Stack Shim SS16

- Economical
- 12,000psi Compressive Strength
- Adjustable Height
- Adjustable Length
- Heat Sealed into 1" Stacks
- Length 3-1/2"-Width 1-15/16" - Slot 5/8"



Many other types of straight and V-style shims are available.

Call Jobsite Supply for more information.

317-684-7474

ENGINEERED PRODUCTS GROUP

EZ-GANG™

For High, Architectural, and Repeat Formwork

EZ-GANG™ is preassembled and delivered to the job ready for use. This system has great versatility and has our best strength-to-weight ratio for maximum performance.

- Built for your project
- Arrives virtually ready for use
- Weighs 15 lbs. PSF complete
- Widths and heights up to 50'
- Compatible with modular/clamping systems



EZ-RADIUS™

EZ-Radius™ is Jobsite Supply's pre-assembled concrete forming system for radial walls with an inside radius of 16'-6" and larger. The system weighs 15 lbs PSF and has a greater strength to weight ratio than any other system.

- Built to order
- Arrives pre-assembled, ready to use
- Outside gangs designed in 8' widths with no wood fillers
- 4' & 8' widths available. 28 various heights available: 3' to 24' in 6" increments



SOLOFORM

Soloform Clamp Forming System is the only handset clamp system that does NOT have a top or bottom. A full line of accessories and hardware makes configuring gangs and setting details quick & simple. Panels, clamps and ties are designed to withstand 1500 PSF of concrete pressure.

- Compatible with all handset systems
- Easy & efficient
- 1500 PSF
- No top or bottom
- Birch facing
- Built in U.S.A.



ENGINEERED PRODUCTS GROUP

CFP 2000 & UNI-PLY

- Hinged Corners Increase Production
- Premium Birch Facing
- Tieless to 36"
- Superior Finish
- 2000 lb. SF Rated

Uniply after Forms Stripped with Liner




UNI-PLY Handset Forming System is our modular handset forming system. The difference is we use 9 plies of hardwood birch plywood. UNI-PLY panels virtually eliminate deflection or "pillowing" producing a better looking concrete finish.



CFP 2000
Hinged Corner
Increases Production




- All panels are powder coated. In doing so, the paint is baked into the panel which allows for a long form-life & easy concrete clean up.
- Exact corner joints eliminate tolerance build-up over large areas.
- Angle struts are spaced on 12" centers to provide strength, uniform concrete & minimize deflection.
- Handles are provided on panels for easy handling in setting and stripping forms.
- 1/2" plywood is riveted to angle struts. Plywood tolerance is closely maintained to assure long form life.
- Side & end rails are rolled from 55,000 psi steel & welded continuously at corners for maximum strength.
- Rear, side & end rail dados are located at 6" on center to allow optimum accessory location.



■ 2" wide angle strut allows for more weld for added strength

- Front & rear contact points prevent group seepage & permit true form alignment with adjacent panels.

Tie Systems



ENGINEERED PRODUCTS GROUP

SHORING SYSTEMS

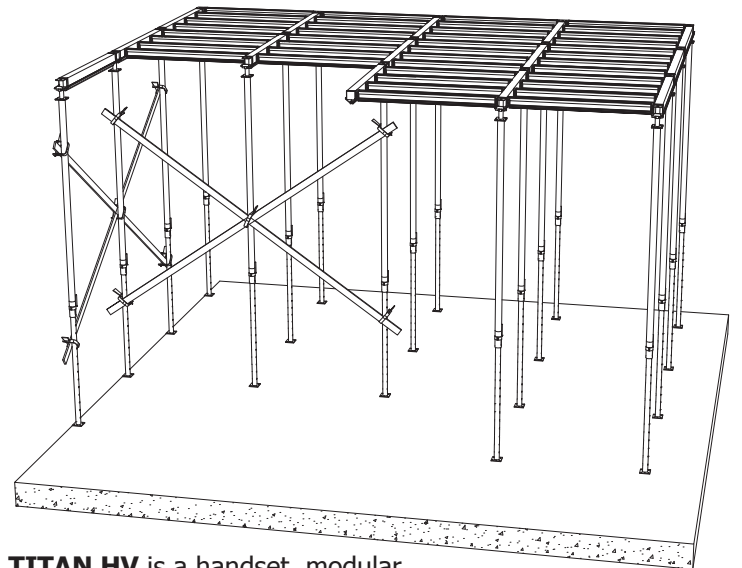
Designed to Maximize Efficiency & Reduce Materials & Labor

Jobsite Supply provides a wide range of shoring systems that are engineered precisely to your structure & load requirements. Our Systems Approach is focused on providing the most efficient & cost effective system for the job. No two jobs are alike, so our versatile systems & multiple strategic alliances allow us to provide the most suitable solution for each project.



JS-Max Aluminum Frame Shoring System is our typical 6'-0" wide by 8', 6' and 4' tall aluminum framed shoring system. This system is designed as a 15 kip allowable leg load shoring system and can be designed as flying tables and as a handset erected shoring system.

HV-DROPHEAD SYSTEM



TITAN HV is a handset, modular drophead system featuring aluminum beams capable of shoring up to 24'7" (7.5 m) and framing up to 16' (400 mm) thick slabs without supplemental shores.



Ischebeck HV Aluminum Slab forming system comprises of 3 main components - Main Beam, Secondary Beam and Drop Head Props. Its patented drop head design enables the formwork to be stripped early without having to remove the props (post shores).

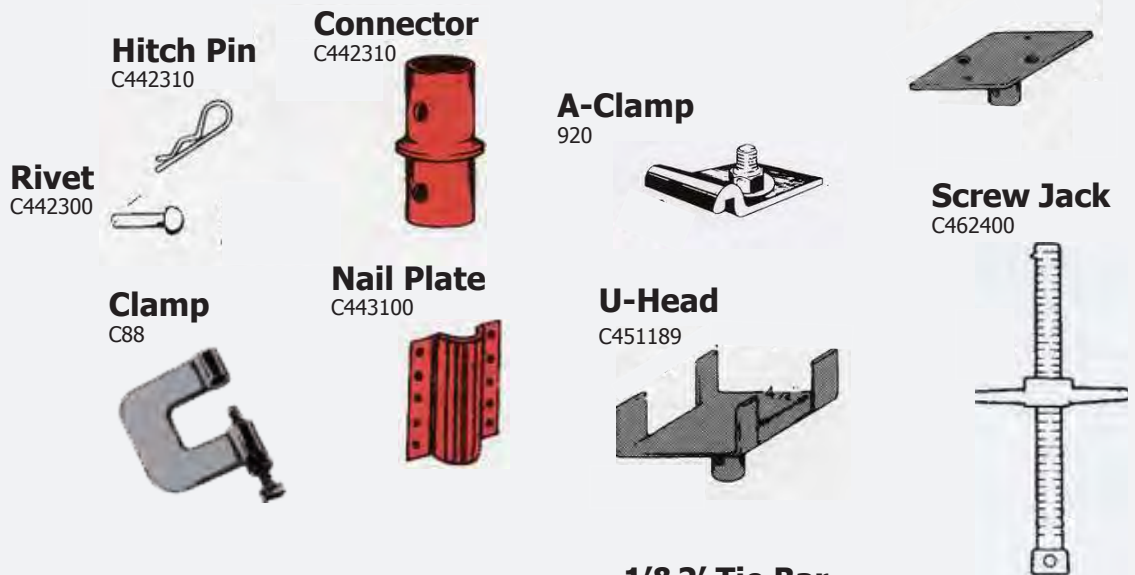
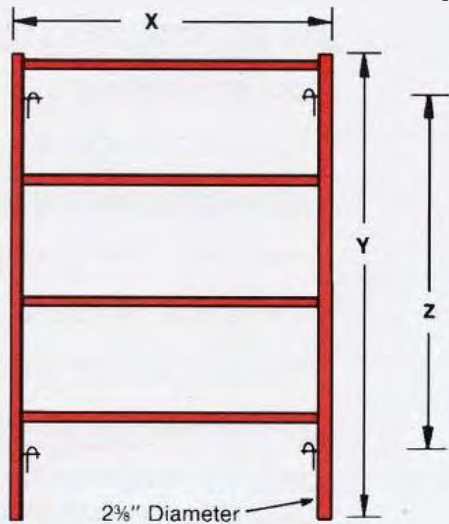
EZ-SHORE



The EZ-Shore shoring system is our 10 kip per leg steel frame shoring system. The system consists of 4' wide or 2' wide shoring frames, screwjacks, base plate, u-heads, cross braces, stringer beams, aluminum joists, hico's and miscellaneous connecting hardware.

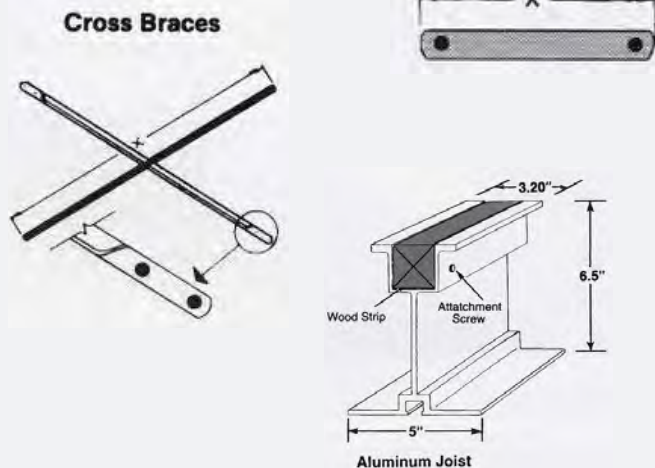
ENGINEERED PRODUCTS GROUP

EZ-SHORE FRAME - 10K/LEG



EZ-SHORE FRAMES

Part #	Description	Weight	Std. Pkg.
C412400	2'x4' "Z DIM" - Locking Spacing 3'	37.0	25/B
C412500	2'X5'.....4'	45.0	25/B
C412600	2'X6'.....4'	58.0	25/B
C414400	4'X4'.....3'	46.0	25/B
C414500	4'X5'.....4'	54.0	25/B
C414600	4'X6'.....4'	67.0	25/B



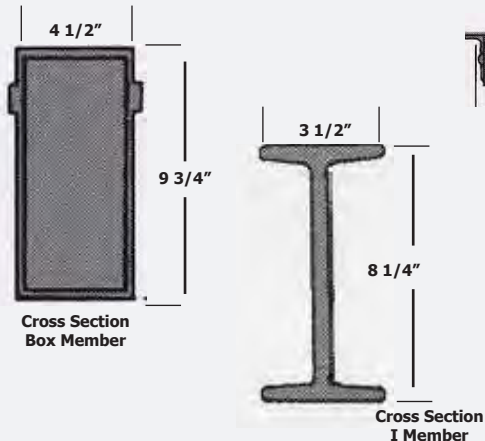
DBL. HOLE ANGLE CROSS BRACE

Part #	Description	Weight	Std. Pkg.
C024404	3'&4'X4'.....3'&4' Lock Spacing	11.0	100/B
C024405	3'&4'X5'.....3'&4' Lock Spacing	13.1	100/B
C024406	3'&4'X6'.....3'&4' Lock Spacing	15.0	100/B
C024407	3'&4'X7'.....3'&4' Lock Spacing	16.7	100/B
C024408	3'&4'X7'.....3'&4' Lock Spacing	18.4	100/B
C024410	3'&4'X10.....3'&4' Lock Spacing	22.0	100/B

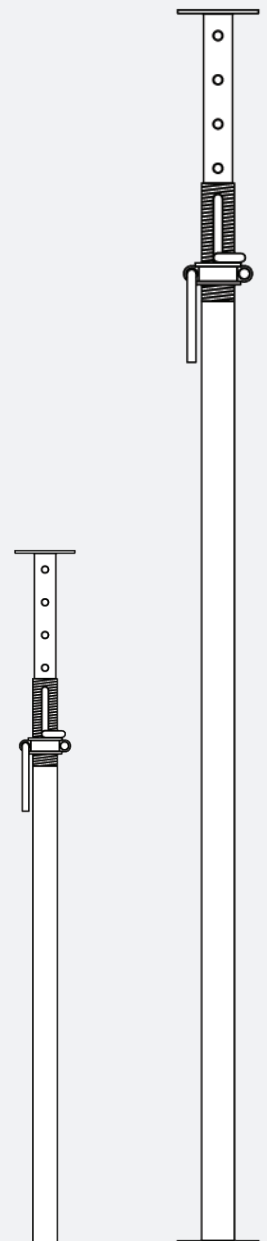
POST SHORES

Part #	Min. Hts	Max Hts	Weight
PS350	6'-5"	11'-6"	48lbs.
PS550	10'-0"	18'-0"	79lbs.

HICO BEAMS 059, 610, 915, 1119



Part #	Description	Weight
C024404	3'&4'X4'.....3'&4' Lock Spacing	11.0
C024405	3'&4'X5'.....3'&4' Lock Spacing	13.1
C024406	3'&4'X6'.....3'&4' Lock Spacing	15.0
C024407	3'&4'X7'.....3'&4' Lock Spacing	16.7



CHEMICALS



VIEW OR
DOWNLOAD
PRODUCT DATA
SHEETS AT
jobsitesupply.com



Watch for Specials and Promotions

• **FEATURED PRODUCTS** •

FORM RELEASE

- **JS Super2**
- JS Form Release

CURING COMPOUNDS

- White Cure Wax
- ChemMasters Silencure A

CURING & SEALING COMPOUNDS

- JS Cure & Seal
- JS Cure & Seal 25 LV
- **JS Crystal Clear Cure & Seal**
- **JS Crystal Clear Plus**
- JS Natural Seal
- JS Honey Brown EZ

DECORATIVE CONCRETE SEALERS

- JS Decorative Concrete Sealer
- JS Crystal Clear Cure & Seal
- **JS Honey Brown (for exposed aggregate)**

LIQUID - HARDENERS

- Ashford Formula
- Diamond Hard - Euclid
- L&M - Lionhard Lithium
- Lythic

CEMENTITIOUS REPAIR PRODUCTS

- JS All Patch 5 LT 5m
- **JS All Patch 20**
- JS All Patch 20 LT
- JS All Patch 20 LT Silver
- **JS Wallcrete**
- **JS Special Patch w/ Bonding Agent**
- JS Strong Bond
- Mapei Quick Patch
- Mapei Planitop X

GROUTS

- **JS621 Construction Grout**
- **JS1107 Precision Grout**
- JS 14K Structural Grout

FLOOR LEVELERS

- Mapei Ultraplan 1 Plus
- Mapei Ultratop
- Mapei Ultraplan M20 Plus

RETARDERS / EVAPORATION

- Confilm

SURFACE RETARDER

- Top Cast - 05 Sand Finish
- JS Surface Retarder - Regular, Pea Gravel
- Euco Surface Retarder

WATER REPELLANTS

- JS Salt Guard (solvent based)
- JS Natural Seal (water based)
- L&M Aquapel & Aquapel Plus
- BASF Eniroseal 20 & 40
- Diedrich Omegaseal 333 E-10% Silicone

EPOXY COATINGS

- JS 015 Epoxy - Med. Gray, LT Gray, Clear
- JS 137M - Clear 100% Solids Epoxy
- JS 139 Flexible Epoxy
- JS 100LVP High Build Epoxy Primer
- JS 707 High Build Epoxy
- JS 380 Fast Set Epoxy Binder

JOINT FILLERS

- Versaflex SL 75 Polurea
- Euco 700 Epoxy Joint Filler

EPOXY REPAIR PRODUCTS

- JS110 Epoxy Mortar
- JS818 Epoxy Crack Filler

URETHANE TOP COATS

- JS 356 Pavoc Aliphatic Urethane
- JS 030 Waterbased Urethane
- JS 358 High Wear Urethane

RAPID REPAIR PRODUCTS

- Versaflex Quick Mender
- JS Quick Fix

SOLVENTS/STRIPPERS

- JS Citrox
- JS Solvent
- J48 Citrox **NEW!**

DECORATIVE CONCRETE PRODUCTS

- JS Solvent Xylene
- JS Crystal Clear Cure & Seal
- JS Stamped & Decorative
- JS Super Grip
- JS Liquid Release -"Bubblegum"
- JS Wax Gloss
- JS Wax Matte
- JS Natural Seal
- JS Honey Brown EZ
- Heavy Duty Stripper

SPECIALTY PRODUCTS

- Aluminum Oxide
- JS 820 Oil Stop Primer
- JS 551 River Rock Binder
- JS 901 Urethane Cement
- JS Water Plug **NEW!**
- JS Post Rock

CHEMICALS

JS Super 2

- The best value form release agent anywhere!
- Provides easy and clean form stripping. Produces bright and stain-free concrete surfaces.
- Minimizes bug holes and surface defects.
- Protects and maximizes life of formwork.
- Easy and pleasant to work with.
- Prevents concrete build-up from occurring.
- Reduces labor costs of form cleaning.
- Protects forms from damage and rapid deterioration.
- VOC Compliant.

JS Crystal Clear Cure & Seal

- Ideal curing and sealing compound for decorative concrete to preserve natural look.
- Excellent water retention.
- Low viscosity for easy application.
- Reduces cracking, crazing, spalling and dusting.
- Insures optimum strength of cured concrete.
- Non-yellowing.
- One coat application. Reduces cleaning and maintenance costs.
- Quick drying.
- Prevents penetration of most oils and greases.
- High solids.

STANDARDS

- Meets AASHTO-M198, Type 1, Class A & B
- Meets ASTM C-309, Type 1, Class A & B
- Meets Corps of Engineers CRD-C-300, Type 1
- ASTM C-1315, Type 1, Class A

JS All Patch

- General purpose, non-shrink, cementitious patching material.
- Designed for horizontal and vertical applications.
- Formulated to be placed in consistencies ranging from putty to plastic.
- Used for a variety of concrete repairs ie: columns, beams, slabs, steps, sidewalks, driveways, concrete walls and precast members.
- Can be trowelled into place on both horizontal and vertical surfaces.
- Contains air entraining agents which make it well suited to freeze-thaw resistance.

JS Wall Crete

- Resurface and repair vertical concrete surfaces.
- Very fine blend of Portland Cement, aggregates and admixtures to leave an ultimate smooth finish.
- Light gray color to match existing concrete.
- Leaves a bondable surface for paints or coatings.
- Featheredge - 1/8" thickness.
- Excellent bond strength to substrate.
- Smooth and creamy workability.

JS1107

- High performing precision grout.
- CRD C-621; ASTM C-1107, Grade C.
- Nonmetallic, non-shrink.
- High early strength
- Placement versatility; drypack; plastic, flowable and fluid consistencies - pumpable.
- Ideal for precise grouting applications; machinery baseplates, compressors, tanks and installation of anchors and dowels.

JS Special Patch

- A two-component, polymer modified, cementitious repair mortar.
- ASTM C-928 - rapid hardening mortar demonstrates high compressive strengths; ideal overlay or patch for heavy traffic areas.
- Easy-to-use system; no water or measuring needed.
- Accepts foot traffic in 1 hour, heavy traffic in 4 to 6 hours.



**TAKE CARE OF YOUR
CONCRETE WITH
JOBSITE SUPPLY
BRAND CONCRETE
CHEMICALS**

CHEMICALS

PARTNERS



Fall Protection



PROSOCO



3M www.3M.com	Fasteners, Adhesives, Sealants, Protective Equipment, Tapes, Fire Barriers
Adhesives Technology www.atc.ws	Concrete Anchoring, Epoxies, Dowling, Epoxy Bonding, Concrete Joint Filling, Epoxy Repair, Maintenance/Restoration and Other Specialty Applications
Ashford Formula www.ashfordformula.com	The world's most widely used concrete densifier
BASF www.basf.com Sonneborn www.sonneborn.com	Kure & Seals, SL1, NP1, Bonding Agent, Liquid Hardener, Grout, Patching Compound, Joint Sealants, Caulks, Adhesives, Damproofing and Waterproofing Products
Brickform a Division of Solomon Colors www.brickform.com www.solomoncolors.com	Decorative Products, Concrete Stamps, Color Hardeners, Release Agents, Acid Stains, Liquid Integral Colors, 300 Plus Colors in Stock for Same Day Delivery
Carlisle Coatings & Waterproofing www.carlisle-ccw.com	Remedial Waterproofing Products, Waterproofing Systems, Concrete Joint Waterstops, Subsurface Drainage Products
Cetco www.cetco.com	Remedial Waterproofing Products, Waterproofing Systems, Concrete Joint Waterstops, Subsurface Drainage Products
ChemMaster Coating Technologies www.chemmasters.net	DOT Approved Products, Waterproofing Products for Concrete and Masonry
Euclid www.euclidchemical.com	Curing and Sealing Compounds, Dry Shake Floor Topping, Grouts, Joint Fillers and Sealants, Floor and Deck Treatments
ITW www.itwredhead.com	Concrete Anchoring Solutions, Adhesives, Mechanical, Screw Products
Kemiko www.kemiko.com	Acid Stains, Waxes, Sealers High Gloss or Flat, "Rembrandt Polymer Stains"

Laticrete www.laticrete.com	Adhesives, Grouts and Mortars, Waterproofing for Floors and Walls, Leveling Compounds and Wear Surfaces, Concrete Repair Materials
L&M Chemicals www.lmcc.com	Form Release Agents, FGS Permashine, FGS Conditioner, Evaporation Retardents, Floor Hardeners, Seal Hard
LM Scofield www.scofield.com	Colored Concrete, Concrete Stain, Stamped Concrete
Metacaulk www.metacaulk.com	Firestop and Firestopping Products
Mapei www.mapei.us	Waterproofing, Concrete Restoration Systems, Patching and Shimcoating Compounds, Concrete Repair, Self-Leveling Underlayments
RectorSeal www.rectorseal.com	Firestop Products
Simpson Strong Tie www.strongtie.com	Joint/Crack Fillers, Anchoring, Adhesives, Epoxies, Titan HD Anchors
Tremco Commercial Sealants & Waterproofing www.tremcosealants.com	Joint Sealants, Glazing Sealants, Glazing Tapes Glazing Extrusions, Fire Protection Systems Below-Grade Waterproofing Membranes Air Barriers, Drainage Mats, Deck Coatings Wide Expansion Joints, Primers
Versaflex www.versaflex.com	Pure Polyureas, Joint Filling, Concrete, Water and Waste Waer, Rapid Curing Sealants and Coatings
Western Materials www.westernmaterials.com	DOT Patching Products
WR Meadows www.wrmeadows.com	Expansion Joint Material, Moisture/Vapor Barrier Products
Xypex www.xypex.com	Concrete Crystallization Products, Concrete Waterproofing by Crystallization

CHEMICALS



Gamma Cure

GAMMACURE



- Curing agent designed specifically for Xypex Crystalline waterproofing products.
- May eliminate the need for water during the Xypex coating in some cases

Concentrate



C2000

- Unique chemical treatment for the waterproofing & protection of concrete
- Can seal hairline cracks up to 0.4 mm

Modified



XM50

- Applied as a second coat over concentrate, Modified produces a harder finish
- Speeds the curing of concentrate

Patch n' Plug



XPP66

- Formulated as a crystalline, fast setting, non-shrink, high bond strength, hydraulic cement compound for concrete repairs
- Stops flowing water in seconds

Visit us online at
www.jobsitesupply.com



A7 Adhesive Anchoring System

A7L

- All weather formula, down to 0° and below
- Fast curing time, 35 min at 60°F
- Works in damp holes and underwater applications



A710

- All weather formula, down to 0° and below
- Fast curing time, 35 min at 60°F
- Includes nozzle and fits A100 tool



E24XL	Epoxy nozzle 1/2" use with G5 & C6 epoxy
E102	Epoxy gun for C6-18oz. or G5-22oz.
A100	Epoxy dispensing tool for use with A7-10



MS-2A	Patch Material (65lb Bag)
MS-2C	Antimicrobial Patch (65lb Bag)
Plug	Water Plug (50lb Pail)
Epoxy	Strongseal Epoxy 15 Gallon Kit
Profile	Structural Patch (65lb Bag)
QSR	Fiber Reinforced Concrete (40lb Pail)
Hi Per	Reinforced Patch (65lb Bag)




#1 - Level, patch and repair as needed



#2 - Grind to your desired finish



#3 - Harden and densify your polished concrete with FGS/Hardener Plus



#4 - FGS/PermaShine polished concrete. See the results for years to come.

Call Jobsite Supply for Certified Applicators of FGS PermaShine!



Repair Product

**Property Damage is Everywhere,
Fix it All with 1 Product!**



- Fix Loose Rails
- Repair Cracks
- Bond Broken Concrete

A9-MB1350HN

- Repair Spalls/Holes
- Fill Control Joints
- Fill Bug Holes



Rotted wood
N.C. apartment complex



Cracked stucco
FL. distribution center



Cracks in block
CA. manufacturing plant



Spalled concrete
CT. airport office



Broken concrete
VA. parking garage



Broken concrete
VA. parking garage

CHEMICALS



Global Leader in Concrete Restoration Systems

VIEW OR DOWNLOAD
PRODUCT DATA SHEETS
jobsitesupply.com



Self-Leveling Underlayment

- Ultraplan® 1 Plus
- Ultraplan® M20 Plus



Patching Materials

- Mapecem® Quickpatch



Concrete Repair Mortars

- Planitop® FD
- Planitop® X
- Planitop® XS
- Planitop® 18



Screed Mortars

- Topcem™ Premix



Decorative Toppings

- Ultratop® Natural Gray



Exterior Refinishing

- Concrete Renew
- Concrete Renew-Fine



Corrosion Protection

- 1K Corrosion Inhibitor



Fiber-Reinforced Polymer

- MapeWrap C - Quadri-Ax
- MapeWrap C - Uni-Ax
- Carboplate E 200


Bridge & Highway Solutions

Preservation




- **Planiseal™ Traffic Coat** - 100% solids, epoxy overlay system
- **Planiseal™ LVB** - low viscosity epoxy sealer
- **Planiseal™ WR** - silane/siloxane-blend water repellent & sealer
- **Mapelastic™** - flexible cementitious membrane

Concrete Repair & Restoration



- **Planitop® 18** - fast-setting, one component repair mortar w/ corrosion inhibitor
- **Planitop® 21** - two component rendering mortar
- **Planitop® FD** - self-compacting, full-depth repair mortar

Verticle & Overhead Repair




- **Planitop® X** - ultra fast-setting, fiber reinforced, vertical & overhead repair mortar
- **Planitop® XS** - fast-setting, fiber reinforced, polymer-modified repair mortar
- **Planitop® 12 SR** - fiber reinforced, sulphate-resistant spray or trowel applied mortar
- **Planitop® 15** - fiber reinforced fluid mortar
- **Planitop® 23** - two-component, fast setting, fiber reinforced repair mortar

Corrosion Reduction



- **Planibond® 3C** - epoxy modified corrosion inhibitor
- **Mapifier™ 1K** - unique polymer, cementitious anticorrosion coating

Bridge Grouting



- **Planigrout® 755** - high-strength, fluid, nonshrink, cementitious, construction grout
- **Planigrout® 712** - high-performance, nonshrink cement grout, free of aluminum powder & metallic aggregates
- **Planigrout® 740** - high-strength, fluid, nonshrink cement grout
- **Planigrout® 830 SP** - three-component, high-performance epoxy grout

Structural Strengthening



- **MapeWrap™** - fiber reinforced polymer (FRP) structural strengthening system
- **Carboplate™ & Maperod™** - pre-impregnated carbon fiber plates & rods in epoxy resins
- **MapeWrap™** - two-component epoxy primer, smooths putties & adhesives for wrap

CHEMICALS



One & Two Component Foam Sealants & Adhesives

- Seal & fill small gaps & cracks
- Straw or gun foam options available
- Variety of formulations & sizes to meet many application needs



Fomo
Products, Inc.

Low Pressure Spray Polyurethane Foam

- Designed to fill & insulate large voids & surfaces
- Available in a variety of sizes including small disposable kits from 12 to 605 boardfoot sizes & large refillable systems
- Several formulations to fit specific application needs

P30101	20oz Expanding Straw Foam
P10141	24oz Window/Door Straw Foam
P10115	24oz Pro Gun Foam
P10131	24oz Pro Gun Window/Door Formula
P10726	2 Component Spray Foam E-84 205 Board ft. Kit



Fall Protection

Adhesive Solutions

62-4983-8030-2 Holdfast 70 Cylinder Spray



3M™ Scotch-Weld™ HoldFast 70 Cylinder Spray Adhesive creates quick permanent bonds on many substrates, including polystyrene, drainboard, FRP pales, insulation, foams and fabrics. Packaged in pre-pressurized canister for an easy to use, maintenance free delivery system.


Benefits and Features:

- Very fast tacking
- Unique wide web spray pattern with heavy body and low soak-in
- Extremely versatile adhesive, bonds polystyrene without degrading surface



62-9880-006-3 Holdfast 70 12ft. Hose Assembly

62-9880-8148-5 Holdfast 70 Spray Tips



62-9880-9930-5 Holdfast 70 Applicator

Spray Adhesive



APC79 Spray Aerosol Adhesive Web Pattern

Adhesive

A9-MB1350HN

- Repair Spalls/Holes
- Fill Control Joints
- Fill Bug Holes
- Fix Loose Rails
- Repair Cracks
- Bond Broken Concrete
- Concrete Grey
- 11oz Tube



Loctite Adhesives

Available in Pint & Quart Tubes!



PL200	General Purpose Adhesive
PL300	Foam Board
PL400	Subfloor Construction

Adhesive



8178 Inverted Foam/Concrete Adhesive Formulated for Fiber & Foam Expansions



CHEMICALS



Slab Armor

MQ Whiteman SlabArmor

The Way to Achieve Denser, Abrasion Resistant Slab Surfaces

SlabArmor is a two-step process applied directly onto the slab and worked in with a power trowel. It penetrates up to 27mm and increases surface density, reduces permeability, abrasion resistance and improves wear characteristics.

SlabArmor Starter


- Provides ability to correct errors in finishing
- Reduces drag on trowel blades decreasing sub-surface parallel micro-fracturing
- Significantly reduces surface crazing
- Requires no stripping prior to placement of overings
- Available in 5 gallon pail (50lb) or 55 gallon drum (500lb)

SlabArmor Closer

- Excellent water repellence
- Enhances and protects integral color and decorative surfaces
- Superior hardness increases life expectancy of the concrete surface
- Preserves natural look of concrete
- Available in 5 gallon pail (50lb) or 55 gallon drum (500lb)



- **Reduces Curling, Shrinkage, Cracking, Crazing**
- **Eliminates Need For Curing Compounds, Evaporation Retardants**
- **Promotes Long Term Curing For Increased Durability**
- **Abrasion Resistant**



FIRST POLISH

MQ Whiteman FirstPolish produces a refined, consolidated high-gloss surface using steel trowel blades.

FirstPolish is a three-step process that enables concrete contractors to begin refining the slab surface during initial concrete placement. The FirstPolish trio produces an easily workable, densely high-gloss surface. Available in 5 gallon pail (50lb) or 55 gallon drum (500lb).



Transform your slab.

Attain levels of gloss and reflectivity you never thought possible with power trowels. Save time and money by compressing your project timeline and completing ahead of schedule. Achieve results that last while reducing maintenance expenses and upkeep requirements over the life of the slab.

Step 1: It is a non-film forming solution that is the first step towards obtaining a high-gloss slab surface using trowel blades. Simply spray onto the surface and work in with a ride-on or walk-behind trowel during the finishing process.

Step 2: Applied second, it is sprayed onto the surface following the final finishing pass with the trowel. This solution cross-links with the STEP 1 and penetrates into the slab surface producing a consistently higher level of initial hardness and minimizes down time.

Step 3: Applied last is a hydrophobic solution applied after major construction is completed, but before the project is turned over to the owner, it prevents water, oils and other contaminants from entering the slab. Additional coatings may be applied according to manufacturers specifications.

CHEMICALS

Jobsite Supply has everything you need to patch, repair, stain, cure and seal, all interior and exterior concrete.



Restore Damaged Concrete with SureCrete's SureBroom Concrete Overlay System

Take old or spalling concrete and give it a new life for a fraction of the cost of pouring a new slab.



JS Salt Guard Max
Specially formulated to repel moisture from concrete and masonry.



JS Honey Brown
Specialized exposed aggregate concrete curing and sealing compound.



JS Crystal Clear
Specially formulated to reseal stamped and decorative concrete.



JS Crystal Clear Plus
Cure, Finish & Seal Concrete
Specially formulated to seal stamped and decorative concrete with added moisture repellent.



Spray Tip
Makes product application consistent and even.



Silencure A
Curing and sealing compound for new concrete. Perfect for poured, broom-finish concrete.



Silencure SRT
Water-based. Perfect for freshly poured, broom-finish concrete and hard-trowel finishes. Provides protection from freeze and thaw cycles and salt damage.



NOW Available

Siloxane Dye
A specially formulated waterproofing treatment with pigment added to help produce a more uniform color.

CHEMICALS



Supports worker safety and OSHA compliance



Dust Reduction Formula – Respirable Crystalline Silica-Free Aggregates for Deck Coatings

MasterSeal 940DR
MasterSeal 941DR

Concrete Mortar Repair

50560903 MasterEmaco T 1060 DR 50 lb. Bag
50560904 MasterEmaco T 1061 DR 50 lb. Bag
(Formerly Gel Patch) MasterEmaco N 425
1005634 LA 40/S440 Repair Mortar 55# Bag

Construction Grout

51669264 MasterFlow 100 Construction Grout

Moisture Curing, Waterproof Membrane

HLM 5000R HLM 5000 Mastic Roller Grade

Anti-Corrosion Primer

50341562 MasterProtect P8100AP

Urethane Joint Sealant

51706470 NP2 Pretint Limestone 1.5 GL

Joint Sealant

SL-1Q SL-1 Limestone Caulk 825ML

Joint Sealants
Solutions for Durability and Movement



MasterSeal

High Performance Polyurethane Sealant
963 NP1 Limestone Caulk
PT 30/Case

High Performance Hybrid Sealant
NP 100



Limestone



PROSOCO
WE'VE GOT GREAT CHEMISTRY



10020-01GALC Sure Klean 600 1 Gal
10020-05GALC Sure Klean 600 5 Gal
10030-01GALC Vana Trol 1 Gal
46015-01GALC Cleaner Degreaser 1 Gal
55006-01GALC Oil & Grease Stain Remover 1 Gal
70400-200Z SA Fast Flash 20 oz



ASPHALT



**2.6-Gallon Pour Pot with Legs
RED704988**

Pour Pots are designed for & normally used for cold applied crack filling materials only. These units are used by every city, county and state road crew for repairing damaged roads.



**Pour Pot w/
Long Handle
RED704989**




**Asphalt Crack Melter
AT10MA**

Type: Portable
Size: 10 gallon
Construction: 14 ga. Double Walled Steel
Application: To Melt And Apply Hot Block Style Asphalt
For Use With: Hot Asphalt
Includes: Regulator

**Asphalt Banding Machine
RED704986**



- 4 gallon capacity hopper
- 6" diameter steel disk wheels
- 1/8" thick over cracks
- 14 gauge steel
- Use w/ hot or cold crack sealants



**Welded Metal Tamper
RED700346
Metal Tamper
8"X8"x1/4"**

- Steel pipe construction with welded gussets for increased strength
- 48" steel pipe handle may be filled with sand for added weight

**Push V Squeegee
54-Inch Wood Handle
RED700994**



- Use with Crack Pour Pot
- Blade is 1/4" X 2" X 12" and made of black neoprene
- Pull Squeegee w/54" Wood Handle

**Pull V Squeegee
RED700993**



**24" Asphalt Broom
RED700372**



**Replacement Strip
RED704965**

**Asphalt Tine Rake
RED802921**



- 14 teeth 3 3/4" long
- 15 1/2" level head
- 60" lacquered ash handle to keep distance between you and the hot asphalt

RENTAL ADVANTAGES

WE WILL MEET OR BEAT ANY COMPETITORS PRICING ON IN FLEET ITEMS

Control costs
Rent the right equipment for the job
Try new equipment before buying

RIDING TROWELS



SOFF-CUT SAWS



GEORGIA BUGGIES



PLATE COMPACTORS



PROWLERS



• Early Entry Saw

GRINDERS



WALK-BEHIND TROWELS



STAMPS • SCREEDS • CUT-OFF SAWS • GENERATORS
MATERIAL SPREADERS • VIBRATORS • LIGHT TOWERS
PNEUMATICS • ROTO HAMMERS

In-House Repair Shop & Parts Program

**We Service
 What We Sell...
 & Even What We
 Don't!**

1 Day Service
STIHL® Tune-Ups
 INCLUDES FILTER, PLUG, FUEL
 FILTER, ROPE
ONLY \$49.95
 REGULAR \$69.95

BRING IN THIS COUPON FOR

10%

**OFF PARTS & LABOR
 ON YOUR NEXT VISIT**

624 S. Missouri St. - Indianapolis - 46225

UP TO \$100



CONCRETE FINISH EQUIPMENT



Concrete Vibrators

High Cycle Vibrator MT-75-H

- VA-1A Controller powers one VH-32, 42 or 52 vibrator.



Centrifugal Pumps

ZP303 H 3" Centrifugal Pump ZP303

- 5.5 HP Honda engine
- 14,700 GPH, 25 ft. max lift, 105 ft. of head
- 3" suction & discharge



Rammers

MT-75HS

- 3,200 Impact, 144.0CC Robin EC-12D/G, oil bath lubrication



Plate Compactors

MVC-88

- 4.8 HP Honda Engine
- Plate size: 19.7" x 20.7"
- Centrifugal force: 3450 lbs.



MVC-82

- 4.8 HP Honda Engine
- Plate size: 17.7" x 22"
- Centrifugal force: 3080 lbs.



**FOR SALE
OR RENT!**



Hydrostatic Ride-On Power Trowels

HDXD5

- Patented swing-away upper frame design
- Helical gearboxes



HTX4445

- 8' Hydrostatic 2-in-1 heavy duty gear boxes with shaft driven cooling fans



Ride-On Trowels

HDXD6i NEW!

Reaches a top rotor speed of 160RPM and produces 20% more HP than previous generations models.



HHNG5 NEW!

Equipped with the coolest running gearbox in the industry. Power is supplied by a 34-HP diesel engine that spins twin fiveblade rotors to a top speed of 160 RPM.



Walk-Behind Power Trowels

2' Edging Trowel C-4-2H

- 2.5 HP
- Honda G100K2QA
- Includes QuickPitch handle



3' Trowel J336 H55

- 5.5 HP
- Honda GX-160
- 4 blades




B46H90

- 4-Blade
- Honda GX-270
- 60-130RPM



Power Troweler Replacement Blades



Stone


Blade	Size	Part #
36" Finish	6"x14"	SK100
36" Comb.	8"x14"	SK101
36" Float	10"x14"	SK102
46" Finish	6"x18"	SK214
46" Comb.	8"x18"	SK215
46" Float	10"x18"	SK105

Wagman

Blade	Size	Part #
60" Flat Finish RC	8"x18"	SK217

ProForm® Heavy Duty Gold

Blade	Size	Part #
36" Finish	6"x14"	SK100G
46-48" Finish	6"x18"	SK214G



CONCRETE FINISH EQUIPMENT



ENTERPRISES, INC **We Are Passionate About Your Success!**

Faster.

- Increase daily volume without increasing man-hours.
- Design allows for unlimited pull back distance.
- Screeds up to 5,000 sq. feet per hour.

Flatter.

- Patented soft-landing feature makes perfect landings.
- Automatic column-block protection.
- Superior Floor Levelness (FL).

Fewer.

- Automated screed process means fewer man-hours per project.
- Screed at a lower cost per square foot vs. other methods.
- Low operating & maintenance costs.



S-940

The **S-940** provides unmatched versatility and simplicity with increased power and productivity! Available with a fully automated self-leveling screed head, raking/fine grade head, this powerful machine has fewer switches and an easy-access hinged console, making any job comfortable for your operator.

It has a foldable elevation beam that provides a narrower profile during transport with the added benefit of providing easy entry to jobsites. The off-set screed head provides less of an overlap per pass. With the option of a diesel engine, this model is unstoppable.

SPECIFICATIONS

WEIGHT	1,653 lbs / 750 kg
WIDTH	4' 9" / 1.5 m
LENGTH	11' / 3.4 m
ENGINE (STANDARD)	22 HP Subaru EH65
ENGINE (OPTIONAL)	Diesel 24.8 HP Kubota DH902
TIRES (STANDARD)	38 PSI / 262 kPa
TIRES (OPTIONAL ATV)	9.8 PSI / 67.6 kPa
SELF-PROPELLED	4-Wheel Drive w/ Hydraulic Motors



S-485

With incredible pulling power and the OASIS control system, the **S-485** is a ride-on four-wheel drive model that can screed in any direction and is easy-to-operate. With the versatility to be utilized as a Laser Screed machine or a Laser Controlled Rake, it provides simple, fast, accurate grading whether you are screeding concrete or prepping subgrade.

SPECIFICATIONS

WEIGHT	1,107 lbs / 502 kg
WIDTH	8' 4" / 2.5 m
HEIGHT	4' 2" / 1.3 m
LENGTH	9' / 2.7 m
ENGINE	20.8 HP / 15.5 kW Honda GX630
TIRES	Moto (standard) / High-float (optional)
SCREED HEAD WIDTH	8' / 2.4 m
	6' / 1.8 m Rake / Sub-Grade Head

Sky Screed 25'

The Somero **Sky Screed 25** machine is the first Laser Screed machine in the world to allow screeding on structural high-rise and slab-on grade applications. The versatile articulating knuckle boom provides unparalleled versatility.

WEIGHT	9,000 lbs (4,100 kg)
WIDTH	8' 2" (2.47 m) (transport mode)
LENGTH	25' (7.62 m) (transport mode)
HEIGHT	7' 10" (2.39 m) (transport mode)
ENGINE	32.5 HP Kubota (24.2 kW)
SCREED HEAD WIDTH	8' (2.4 m)
BOOM REACH	25' (7.6 m)



POWER TOOL EQUIPMENT

STIHL®



GS 461 Rock Boss®



14" Cutquik® Saw EWC TS420-14

- Easy adjustment of water flow while cutting
- Water control remembers last setting used
- Integral water connection
- Cart mount available



TS 500i Cutquik®

- Low emission engine
- Optimal torque throughout the rpm range



Blower 25.4 CC Engine BG55

Power through outdoor clutter with the handheld blower. Featuring a round nozzle for increased air volume.

Cutquik® Cart 4223007100

- Specially designed for matched cutting performance
- High impact resistant wheels with sealed ball bearings



12" Cutquik® Saw TS410

- 64CC engine
- 3.6" depth capacity
- Able to be mounted on cart with adapter kit



MS 170 Chain Saw - 16"

Features the Easy2Start™ system, making this chain saw virtually effortless to start. Perfect for cutting firewood or felling trees up to 12 inches in diameter, it is a lightweight practical chain saw with convenient features you can rely on.



RB 400 Dirt Boss

This commercial-grade washer features an Easy Start Pump System, a 6.5 horsepower engine and 2,700 psi of water pressure. And with a 25-foot hose, you can walk around and blast dirt from any angle.



Kombi-System with Accessories



BR 800 C-E Magnum

Stihl's Most Powerful Backpack Blower

Features a starting handle on the side of the unit, allowing users to start and restart the engine while continuing to wear the blower on their back.



POWER TOOL EQUIPMENT

EDCO

Floor Prepping Equipment

CPM-8-8" Scarifier

- Up to 8" working width
- Up to 1/8" working depth per pass
- power source over drum to eliminate vibration & maximize surface contact



Grind Stripper-Gas

- Round shroud gets tight against walls
- Easy rolling 10" steel-core, rubber wheels
- Lifting eye for easy loading & unloading



New Redesigned Concrete Floor Grinder!

- Grind Level: Using EDCO'S exclusive leveling system you can adjust the machine's height, use a wide range of accessories and truly grind level.
- Velcro Dust Shroud: This new heavy-duty velcro dust shroud makes dust prevention faster and easier.
- Multi-Vac Port: EDCO'S multi-vac-port allows you to use either a 2" or 3" vacuum hose, leading to more dust prevention options.

Quick Change Multi-Accessory Disc



General Purpose Grind Removes General Purpose Epoxy, Mastics, Thinsets, Water-proofing Coatings and More. Double Diamond Dots, Single Diamond Dots & PCD Accessory available.



Vortex 200

- 13 square feet surface area Micro Clean Filter
- 9-gallon dust collection capacity
- Standard with connector and 2"-25' hose
- Wand kit comes standard with the Vortex 200
- Weight 90lbs
- Horse Power - dual motors, 3.2HP
- Electric



Chicago Pneumatic™



CPS 185 JD Portable Compressor



- Engine-John Deere model 4024 TF281 interum tier
- 49HP @ 2750 RPM
- Working pressure: 100psi
- Max unloading pressure: 125psi
- Fuel tank capacity - 25 gallons

Rivet Buster 4181 Puler

- BPM: 720
- Length: 26" (660mm)
- Bore and Stroke: 1 3/16" X 11" (30.2 X 280mm)
- Air Consumption: 50 CFM
- Air Inlet Diameter: 3/8" NPT
- Chuck Size: 11X Jumbo
- Capacity of Rivet Cutting Diameter: 7/8" (22.2mm)



CP 1210 Demolition Tool

- Shank mm - 25 x 108
- Weight kg - 20
- Length mm - 540
- Blows bpm - 1400
- Air Cons l/s - 26.5



CP 1230

- Shank mm - 28 x 160
- Weight kg - 29.5
- Length mm - 680
- Blows bpm - 1300
- Air Cons l/s - 32



CP 1240

- Shank mm - 28 x 160
- Weight kg - 37.5
- Length mm - 735
- Blows bpm - 1200
- Air Cons l/s - 40



CP 4131

- Lightweight
- Ball-type Retainer
- Built-in oiler provides continuous lubrication
- Teasing throttle for precise control
- Cushioned piston for smooth operation, long life



We Carry Rental Packages & All Accessories For Pneumatic Packages:

- Hoses
- Whips

***Remember best practices: Oil Equipment Daily**



Tools

Breaker Moil Point 1-1/8"x6"x14" Shank 1421019



Narrow Chisel 1-1/8"x6"x14" Shank 1421030



3" Chisel 1-1/8" Shank 1421040



5" Asphalt Cutter 1-1/8" Shank 1421045



Ground Rod Driver 1-1/8" Shank 1421806



Bushing Tool 1-1/8" Shank 142848



POWER TOOL EQUIPMENT



Screeds

Hummer Screenshot 2 MVPR100H

- 4-stroke honda engine
- Balanced for Easier Lift
- Longer Life



PR 100 Screenshot PR100C

- Use Inside
- No Start Procedure
- No Gas/Oil Maintenance



Hummer Vibrator

- User Friendly - Less Fatigue
- Large Heads for Standard Walls
- Deep Foundations



LB104	4' Screenshot Bar
LB110	10' Screenshot Bar
LB112	12' Screenshot Bar
LB114	14' Screenshot Bar



Concrete Vibrators - Heads & Shafts

Pro 1.5+ 13 Amp Power Unit 70M3

- High strength cast aluminum housing
- Rugged shock absorbing frame



70D1	1"x12" Vibrator Head
70F15	1-1/2"x14" Vibrator Head
70G17	1-3/4"x14" Vibrator Head
70J2	2"x14" Vibrator Head
70B7	7ft. Shaft for Vibrator
70B10	10ft. Shaft for Vibrator
70A21	21ft. Shaft for Vibrator

Ventilation Fans

CP B 36-D

- 36" Direct Drive
- Rocker switch
- SJT type cord
- 3 conductor - 6' long
- Spiral wire front and rear guards
- Powder coated 20 gauge steel housing
- 5" rubber wheels
- Meets OSHA stnds



For Sale or Rent!

PB36D	36" Fan Direct Drive 2 SPD
PB42D	42" Fan Direct Drive 1 SPD



Power Cutter K 760 14" 966433401

- 5HP air cooled 2 cycle motor
- 14" blade capacity
- 5" cutting depth

Blade: in (mm) 12/14 (305/350)
Cutting depth: in (mm) 4/5 (100/127)
Power: hp (kW) 5 (3.7)
Displacement: cu in (cc) 4.5 (74)
Weight: without fuel and cutting equipment, lbs (kg) 20.7/21.6 (9.4/9.8)



Cut-N-Break Concrete Saw K 750 Gas 968339102

- 5HP, 74cc motor
- Depth of cut per pas 2/5"
- 9" twin blades (included)



968388404	K3000 Electric Model
543088823	Replacement Blades

Electric Power Cutter (Wet Cut) K 3000 14" 966799401

- Suitable for general concrete cutting, masonry or landscape work
- 14" blade capacity/5" cut-depth
- Integral water feed
- Blade not included



K 770 Dry Cut HC210-0508



Most Powerful Electric Power Cutter (Dry Cut) 9676821-01

- Semi-automatic Smart Tension system allows for optimal power transmission, minimum wear and maximum belt life.
- Light weight, outstanding power-to-weight ratio
- The diamond blade's position can be switched to the right side of the cutting arm, allowing cutting close to a wall or at ground level that is restricted only by the thickness of the blade guard.
- Reliable start and exceptionally low vibrations mean less strain and maximized productivity



NEW



22021

- 4-1/2" x .045 x 7/8 Thin Cut Off Wheel
- 25/Box



20060

- 4-1/2" x 1/4" x 7/8" Metal Grinding Wheel
- 25/Box



23336	6"X.045X7/8 Thin Cut Off Wheel-25/bx
23423	12"x1/8"x20mm Concrete Blade-10/bx
23455	14"x1/8"x20mm Metal Blade-10/bx
23458	14"x1/8"x20mm Ductile Iron Blade-10/bx
23460	12"x1/8x1" MAC Blade-10/bx
23501	14"x1/8"x1" Abrasive Cut Off Wheel

POWER TOOL EQUIPMENT



The Green Zone™ is the best guarantee for the prevention of random cracks. Stress will be relieved every time below the cut, exactly where it should. Cutting in the Green Zone™ allows a shallower cut, which achieves greater aggregate interlock for a stronger slab and minimizes the amount of joint filler that might be needed. When cutting, there is little to no airborne dust because the concrete is still hydrating and is not completely set. This is not only good for the operator's health but also for the surrounding environment.



SOFF-CUT ULTRA EARLY ENTRY™



Soff-Cut 4200 X-4200

- Self-propelled saw designed for highway, runway, paving and industrial floor applications where a depth of 1-1/4 to 3" is required
- Several blade widths can be used, allowing different joint widths and crack control



Soff-Cut X-2500 X-2500

- Self-propelled gas saw with positraction drive, hydrostatic transmission and travel speed indicator
- High-strength, lightweight aluminium frame




Soff-Cut 2000 X-2000

- 9 HP Robin engine
- Depth of cut: 1.5"
- Medium to heavy duty use



The Prowler X150

- 4 1/2 HP Robin engine
- Depth of Cut 1" to 1-3/16"
- Light to medium duty use



Soff-Cut® Blades



YOU DO NOT WANT RESULTS LIKE THIS...

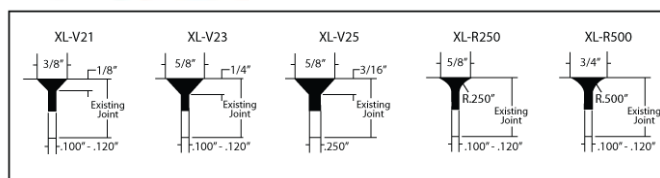


USE THE FLX BLADE SYSTEM FOR BEST RESULTS! Plate Included



6" Decorative Concrete Prowler Saw X150D

- 4 1/2 HP Robin engine
- A preset depth of cut
- 3 different size guide wheels, for 1/8", 1/4" & 1/2" saw joint



ProEdge beveled blade profiles.

FLX12-1000	12"x.120 Soffcut Blade Purple
FLX14-1000	14"x.120 Soffcut Blade Purple
FLX12-3000	12"x.120 Soffcut Blade
FLX14-3000	14"x.120 Soffcut Blade
XL10-2000	10"x1/8" Green Blade
XL10-3000W	10" Red Blade-14" Skid Plate
XL10-5000	10"x1/8" Yellow Blade
XL12-2000	12"x1/8" Green Blade
XL14-2000	14"x1/8" Green Blade
XL14-3XX3	13-1/2"x1/8" White Blade
XL14-3000	14"x1/8" Red Blade
XL55-3000A	5-1/2"x.095 Red Blade
XL5-R250	5/8" Radius Blade-X-50
XL5-R500	3/4" Radius Blade X-50
XL6-2000 X-150	6" Green Prowler Blade
XL6-3000 X-150	6" Red Prowler Blade
XL8-2000	8"x1/8" Green Blade



Decorative Cuts

After the initial Soff-Cut® joints have been cut and the concrete is cured, a ProEdge bevel blade may be used to chase the standard joints for a decorative beveled look. The result is a more polished, finished appearance.

POWER TOOL EQUIPMENT



Screeds

Allen 12 HED Steel Screed

With rotating engine shaft vibrator & manual winches.



Allen Engine Driven Screed

With engine options ranging from 5.5HP to 11HP, there's a steel screed for every floor finishing operation.



Rubber Track Concrete Buggy



Rubber Track Concrete Buggy

Hydrostatic Drive
Rubber Tracks
90 Degree Dump Angle
Optional Pivot Dump



HONDA GENERATORS

EB Series - Industrial Generators

- Commercial grade Honda Engines
- 120/240V selection switch for total generator output in 120V
- Full frame protection; Full GFCI protection on all outlets
- Intelligent Auto Voltage Regulation (iAVR); OSHA compliant
- Wheel, handle 7 hanger kit standard

EB10000



EB4000



EB5000



Model	Engine	Wattage	Max AC Output	Rated AC Output	iAVR Output	Noise Level	Fuel Capacity	Run Time @ 50% Load	Dry Weight
EB4000	iGx270 OHV with Oil Alert™	4,000	120/240V 4,000W 33.3/16.7A	3,500 29.2/14.6A	5,000W for 10 sec.	71dB	6.2 gal.	16 hours	185 lbs.
EB5000	iGx390 OHV with Oil Alert™	5,000	120/240V 5,000W 41.7/20.8A	4,500W 37.5/18.8A	7,000W for 10 sec.	72dB	6.2 gal.	11.2 hours	214 lbs.
EB10000 (available special order)	GX6300	1,000	120/240V	9,000 75/37.5A		76dB	8.2 gal.	7.2 hours	403 lbs.

EU Series Super Quiet Generators

- Inverter technology makes these generators extremely lightweight, portable & fuel efficient
- Create "clean" or stable power - ideal for sensitive electronic equipment
- Totally enclosed body, making them incredibly quiet
- 8-20 hours of run time per tank, depending on model

EU1000IAN



EU3000IHAN Handi



EU6500ISAN



Model	Engine	Wattage	Max AC Output	Rated AC Output	Max DC Output	Noise Level @ Rated Load	Fuel Capacity	Run Time @ 25% Load	Dry Weight
EU1000IAN	GXH50 Honda OHV	1,000	120V 1,000W 8.3A	900W 7.5A	12V 96W 8.0A	59dB	0.6 gal.	8.3 hours	29lbs.
EU2000IAN1	GX100 Honda OHC	2,000	120V 2,000W 16.7A	1,600W 13.3 A	N/A	59dB	1.1 gal.	9.6 hours	46.3lbs.
EU3000IHAN	GX160 Hond OHV	3,000	120V 3,000W 25A	2,600 W 21.7A	12V 100W 8.3A	65dB	1.56 gal.	7.7 hours	78lbs.
EU3000ISAN	GX200 Honda OHV	3,000	120V 3,000W 25.0A	2,800W 23.3 A	12V 144W 12A	58dB	3.4 gal.	20 hours	134lbs.
EU6500ISAN	GX390 Honda OHV	6,500	120/240V 6,500W 54.1/27.1A	5,500W 45.8/22.9A	N/A	60dB	4.5gal.	14 hours	253lbs.



HY-FLEX CORP

Spray Buddy

HF15

- Covers 1500 sq. ft./hr at 1/8" thickness
- Variable speed 0-2 gpm
- No seals or packings
- No power surge start-up
- Remote start/stop
- Auto Reversing Technology
- Tool tray



Hy-Flex Slinger

- DC motor for variable speeds
- 30 degree upward application to apply mortar to the underneath surfaces
- 360 degree application
- Heavy duty electric winch with a 700 lb capacity
- Depths up to 35 ft.

For Sale or Rent! www.jobsitesupply.com

POWER TOOL EQUIPMENT



Diesel Liquid Cooled Walk Behind Saw CC6566D

- One-hand sawing control and parking brake
- Fits through a 36" wide door frame (when blade guard is removed)
- Interim tier 4 compliant
- Liquid cooled engine allows for a smoother running, longer lasting saw with higher productivity
- Less rear weight for easier maneuvering



M1 Complete Anchor Rig with 20amp Core Bore Motor #4245055

- 6" wheels for easy mobility
- Dual switch/outlet control panel with amp meter
- Vacuum pump for quick mounting to flat surface without drilling an anchor hole
- Anchor slot base



Heavy Duty Orange Dry Hole Saw

DH: Block & Soft Brick (not for use on concrete) Very high quality diamond & longer coring life. 5/8 - 11 thread.

00031	3" Dry Hole Saw
00014	3-1/2" Dry Hole Saw
04764	1-1/2" Dry Hole Saw
00011	2" Dry Hole Saw
00012	2-1/2" Dry Hole Saw
04745	4" Dry Hole Saw
04764	6" Dry Hole Saw



Heavy Duty Orange HOL: serves with M1 Core Rig gives excellent footage & drilling speed. Designed for all types of wet drilling in applications with light to moderate steel.

15525	1-1/2"
00004	2-1/2"
00005	3"
00006	3-1/2"
00007	4"
00009	5"
00010	6"
05183	8"

07385	7" x 5/8 - 11 Cont Rim Diamond Cup Wheel
07442	7" x 5/8 - 11 Single Row Diamond Cup Wheel
07429	4" x 5/8" - 11 Standard Double Row Cup Grinder
07434	7" x 5/8" - 11 Standard Double Row Cup Grinder
07450	7" x 5/8" - 11 Standard Single Row Cup Grinder
27542	4" "V" Crack Blade 5/8" - 11 Arbor



Hoses & Accessories

PVC Discharge Hose



Designed for open end water discharge service.
Construction: Homogeneous PVC tube & cover, reinforced with 3-ply polyester yarn.
Temp range: 5-130 F
Bulk Coils: 300 ft.
 Available in sizes up to 16" I.D.

DP300-50MF	3" Blue/PVC Discharge Hose & Ends
DPG200-50MF	2"x50' Discharge Hose/Screw

White Cloth Discharge Hose



General purpose lay-flat water discharge hose.
Construction: Black SBR rubber tube with white woven cover 100% polyester cover.
Bulk Lengths: 50 & 100 ft. through 3"

DM200-50MF	2x50 White Cloth Discharge Hose
------------	---------------------------------



Heavy Duty Solid Brass Ends

CWHO75-50MF	3/4 x 50 Rubber Water Hose
CWHO75-100MF	3/4 x 100 Rubber Water Hose

PVC Suction Hose

Standard duty PVC suction has a smooth bore allowing full flow.
Construction: All PVC w/ an encapsulated rigid PVC helix for crush resistance & flexibility.
Temp Range: 0-150 F



SP300MF	3' Green PVC Suction Hose
SP200	2x20" Green Suction Hose

Accessories



*Call for availability

QCA200	Male 2" ZC End w/ Female Thread
MF200-F	2" Female Thread Suction Coupl
QCF200	Male 2" QC End w/ Male Thread
QCE200	Male 2" QC End w/ Shank
QCA300	Male 3" QC End w/ Female Thread
QCE300	Male 3" QC End w/ Shank
QCB200	Female 2" QC End w/ Male Thread
QCD200	Female 2" QC End w/ Female Thread
QCF300	Male 3" QC End w/ Male Thread
QCC200	Female 2" QC End w/ Shank
MF300-F	3" Female Thread Suction Coupl
QCC300	Female 3" QC End w/ Shank
QCB300	Female 3" QC End w/ Male Thread
QCD300	Female 3" QC End w/ Female Thread

HONDA

Power Equipment

Trash Water Pumps

WT20X
2 inch, 163cc
187 gal per minute
Trash Water Pump



WB20X
2 inch, 118cc
152 gal per minute
Centrifugal, Self-priming
Water Pump



KOSHIN

2" Trash Pump

KTH50X

- 2"NPT Inlet & Outlet
- 5.5HP GX 160 Honda Engine
- 185 GPM - 26' Maximum Lift
- Special order



3/4" Submersible Electric Pump

NSM62511

- 3/4" garden hose, or 1" hose
- 15 foot power cable
- Metal motor housing for cool running



POWER TOOL EQUIPMENT



WACKER NEUSON

all it takes!

Electric External Vibrator

AR36/6/042



- Standard centrifugal force 391.2 lb.
- Variable vibrations up to 6000 rpm
- Operator-friendly clamping system

Walk Behind Trowel

CT48-8A

- Trowel Diameter
- 48"
- Speed Range:
- 60-125 rpm
- Horse Power
- 8mph



Ride on Trowel

CRT60-74L

CRT60-74X



- Speed range: 25-165 rpm
- Max rated power: 35 hp @ 3800 rpm



Oil-injected Vibratory Rammers

BS 60-4AS

- Shoe Size:
- 11" x 13" or 13" x 13"
- Operating Weight:
- 164 lb
- Percussion Weight:
- up to 700 blows/min

Vibratory Plate

6555 H



- Operating Weight:
- 1049.4 lbs
- Base Plate (W & L):
- 21.7" x 35.4"
- Centrifugal Force:
- 14,612.6 lb

Internal Vibrator with Inverter

IRFU 57

- Head Diameter
- 2.3 in
- Hose Length
- 16.4 ft
- Compaction Diameter
- 33.5 in



Plate Compactor with Wacker Engine

WP 1550

Lightweight, high strength aluminum components including the engine console and beltguard have been combined for reduced weight and easy machine handling.

Straight, center-mounted guide handle offers superior maneuverability and can be lowered within inches of the surface to operate plate under obstacles and form work.



Internal Vibrators



HMS



BV50A-H



IRFUflex



IEC



IRFU

External Vibrators



ARFU26



AR26

Frequency Converter



FUE6/042/200

For Sale or Rental on Select Models



POWER TOOL EQUIPMENT



Performance Under Pressure.

Cold Water Pressure Washer



WP-3004-4MHB

3000PSI Cold Water Pressure Washer
External bypass system allows more water into the system to protect from heat build-up.



Test Plugs & Testing Equipment



Lansas Products, manufactured by Vanderlans & Sons, Inc., offers a complete line of Inflatable & Mechanical Pipe Plugs used for testing pipe, blocking and bypassing flow. Our single sized and multi-sized sewer plugs are made from nylon cord re-enforced natural rubber. We also manufacture a complete line of Joint Testers, High Pressure Plugs, Air Testing Equipment (Smart Box and Smart Box JR.) and Manhole Vacuum Testing Equipment.

For Sale or Rental!



Mortar Mixers



- Most versatile & efficient screed system available
- Offers all key components for success in flatwork concrete pour
- Lightning Strike system enables a variety of applications Including: pervious concrete, sloped, wide and circular pours
- Committed to customer satisfaction



WM70P

7 Cubic Ft Poly Drum

- Capacity: 1-1/2 to 2-1/2 bags
- 8HP Honda engine
- Manual dump action

WM120SHH

12 Cu. Ft. Steel Drum with Coupler

- Capacity: 3-1/2 to 4 bags
- 11HP Honda engine
- Cast iron paddle arms



SAFETY PRODUCTS



The Safety Company

THINK



**SAFETY FIRST
WEAR PERSONAL
PROTECTIVE
EQUIPMENT**

HARD HATS

MSA Hard Hats are worn by millions across the globe. As the hard hat market leader, we know what matters to you in comfort, quality and durability.



475395

Skullgard Cap
Hard Hat - MD



475369

Hat VGard Fastrac
Full Brim - WH



475358

Cap VGard Fastrac
STD - WH

475407
Skullgard Hardhat
Full Brim - MD



10034027

Cap VGard Fastrac
Full Brim - WH

V-Gard Full Brim Hard Hat with Fas-Trac III Suspension



Green



HiViz Yellow
Green



Yellow



Gray



Blue



Dark Canadian
Blue



White



Red



Orange



HiViz Orange

MSA
LOGO
EXPRESS

Customize Your Hard Hats Put your reputation on ours, add a logo, slogan or image. 14 types of hard hats, 21 stock colors.

FACESHIELDS



10115730
Frame VGard For
Slotted Caps



10115822
Frame VGard
Universal for Caps



10115836
Visor VGard CLR



10115840
Visor VGard CLR
.060 THK



10115861
Visor VGard 5
Shade



10116557
Visor VGard Mesh

GAS MONITORS

10048280
STD Calibration
Gas 34L



467895
Regulator Fixflow
MOD RP .25 LPM



10048280
STD Calibration
Gas 34L



Fall Protection

**EAR Push-In™ EAR Plug
(uncorded) 318-1000**



**NEW 3M™ Particulate Respirator
8210V**

**3M™ Half Facepiece Respirator
Assembly w/ Particulate Filters**



**3M™ Particulate Respirator
8210+, N95**

**3M™ Particulate Respirator
8511, N95**

Added value with bulk orders!



**PIP ATG® MaxiCut
Nitrile Cut Resistant
Gloves**
18-570



**PIP ATG® MaxiFlex®
Ultimate™ Gloves, Black
Micro-Foam Coated Palm
and Finger Tips**
34-874



G-Tek® Lite
55-AG317



**Great White Cut ANSI
Level 2**
19D-622 L-XL



**G-Tek MaxiFoam Foam
Nitrile Coated
Palm-Finger Tips Gloves**
34-800

SAFETY PRODUCTS



VizCon
The Visibility Connection

A Division of Traffic Devices, Inc.

Traffic Cones



Enviro-Cone™



With nearly 80% of the weight in the base, the Enviro-Cone is more stable than the traditional 7 or 10 lb. cones. Provides long term durability. 28" in height and 7 lbs. Tipping angle of the cone is no less than 76 degrees from vertical.



18" PVC Cone
3 lb. Base



28" Lime
Enviro-Cone

15018-HIWB-C3	18" Orange PVC Cone 3 lb. Base 1 Reflective Collar
15028-HIWB-C7	28" Orange PVC Cone 7 lb. Base 2 Reflective Collars
15028-NCWB-C7	28" Orange PVC Cone 7 lb. Base No Reflective Collars

Roof Edge Delineator™ System

- Designed to provide a quick and easy OSHA compliant Roof Warning Line System
- 39" OSHA Maximum Tie-Off Height + 16lb. Pull Test



Drum Barrels & Delineator

T-Cap: Snap into most traffic cones providing slots for attaching caution/danger tapes to create barricades



Delineator:
46133-CRU-16HP
- 42" high w/ 16lb octagonal rubber base

Drum Barrel:
* special order



Stop & Slow Paddles



3007773

- 24" Stop/Slow Paddle
- EG Reflective Plastic w/ 21" Plastic Handle
- 61" Handle Adapter

Plastic Signs



Fire Extinguishers



10lb Proline™ ABC Fire Extinguisher

466204K

- 10lb ABC Extinguisher with Wall Hook
- UL Rating - 4A:60B:C
- 70/Skid

46622701K	2 1/2lb Fire Extinguisher-UL Rating 1A:10B:C-144/Skid
46611201K	5lb Fire Extinguisher-UL Rating 3A:40B:C-112/Skid
466206K	20lb Fire Extinguisher-UL Rating 10A:80B:C-50/Skid



3/8"x6' Adjustable Locking Cable

8413XDPF

- Patented locking mechanism holds the cable tight at any position
- Convenient, rekeyable cylinder
- #5KA Master Lock keyed alike
- Fits most portable boxes including Greenlee, Knaack & Delta. All key codes available.



Hydration Solutions

20 Ounce Bottles



Flavors

- Original Lemon Lime 32868
- Riptide Rush 32488
- Glacier Freeze Frost 32486
- Orange 32867

2-1/2 Gallon Powder Mixes



Flavors

- Fruit Punch 33691
- Orange 03970
- Original Lemon Lime 03969
- Glacier Freeze Frost 33677
- Riptide Rush Frost 33673

First Aid



Stocking a complete line of competitively priced First Aid Kits that meet or exceed the ANSI Z-308.1 standard.

FK200906	10PW Blood Pathogen Safety Kit
K202012	10PW GP JSI First Aid Kit
K202015	16PW GP JSI First Aid Kit
K206212	50 Man First Aid Cabinet-FAC-3
K250-506	Eyewash Station 32oz Bottle
K401025	25 per LPEK JSI First Aid Kit
K401050	10PW LPEK JSI First Aid Kit
K401060	50 per LPek JSI First Aid Kit
229-060	Eyewash Bottle 40oz
250-525	Eyewash 16oz Bottle Sterile



ProBUILT | Professional Lighting, LLC

Lighting



No Set-Up - Just Plug It In

- Metal Halide
- Bright, Durable & Virtually Indestructible
- 36" Tall
- Self-Righting
- Internal Ventilation System
- Shock Protected Bulb

WL175MH	175 Watts, 120 Voltage, 15, 000 Lumens - Portable Light
WL400MH	400 Watts, 120 Voltage, 40, 000 Lumens
WL85S JR	85 Watt Fluorescent Wobble Light JR

Hydration Solutions & Accessories



Jobsite Supply 5 or 10 Gallon Industrial Blue Cooler

1610IS	JS 10 Gal Cooler
1685IS	JS 5 Gal Cooler
8257UN	Cup Holders/4-6.5oz Cups
2B4112	Paper Cups - 6.5oz
164002	Mounting Brackets

SAFETY PRODUCTS



Fall Protection

Pro™ Line Positioning Harness



3004023
1191208 - Med
1191209 - Large
1191210 - XL

6' Lanyard w/ Shock Absorber Hook



Double-leg with snap hook and flat steel rebar hooks at leg ends x 6 ft. (1.8m)
1340161

6' Rope Shock Absorbing Lanyard



3,600 lb. Gated Hooks Meeting ANSI Z359
1341001

6' Webstrap Anchor Sling



5000 lb. Anchorage Point
AJ450A6

Beam Anchors



DBI/Sala Glyder2™ Sliding Beam Anchorage System
2104700

Self Retracting Life Lines



DBI Sala Rebel™ Self Retracting Lifeline
3590500 - 50' SRL
3590550 - 100' SRL
ADA111A - 11' Web SRL
ADA120A - 20' Web SRL

Reusable Concrete Anchors



5000 lb Fall Arrest
2190053

The Basics of Every Personal Fall Arrest System Can be Described as the ABC's of Fall Arrest.

Anchorage - Anchorage means a secure point of attachment (structure) for the fall arrest system.

Body Support - Full body harnesses a connection point on the worker for the personal fall arrest system.

Connections - Connectors are devices used to connect the worker's full body harness to the anchorage system. (eg. shock absorbing lanyard, self retracting lifeline, etc.)

Descent/Rescue - Rescue & retrieval of a fallen worker is a required component of any Fall Protection Program.

Temporary Horizontal System



ZorbitT Energy Absorber for Horizontal Lifeline Systems
7401013

Rebar Chain Assembly

Zinc plated stamped steel Meets or exceeds OSHA 1926
1350200



NEW Nano-Lok™ System

MAINTAIN SAFE FALL DISTANCES FOR IMPROVED WORKER SAFETY

- 8ft working length
- Ergonomically designed for comfort
- Single & 100% tie-off units available
- Meets the most stringent safety standards



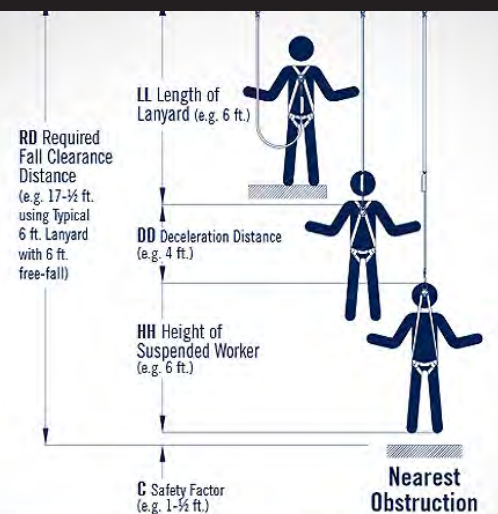
5/8" Rope Lifeline



30" Rope w/ Snap Hook
1202754
50" Rope w/ Snap Hook
1202794
100" Rope w/ Snap Hook
1202844

Visit www.jobsitesupply.com for fall protection training schedules.

Fall Protection



$$RD = LL + DD + HH + C$$

- 1) Add 1 ft. to DD for free-fall over 6 ft. up to 12 ft. or for person over 310 lbs. up to 420 lbs. with 6 ft. max. free-fall for ANSI & OSHA compliant lanyards.
- 2) Add 1.7 ft. to DD for Canadian CSA Z259.11-05 (E6) compliant lanyards.
- 3) D-ring slide and harness stretch factors are built into HH and C.
- 4) DD shown in e.g. assumes maximum allowable amounts.
- 5) See User Instruction Manual for additional information.



SAFETY PRODUCTS



S363P ANSI Class 2 Vest - Mesh - Economy - Hi-Viz Lime



61647	Medium-Hi-Viz Lime ANSI Class 2 Economy Vest
61648	Large-Hi-Viz Lime ANSI Class 2 Economy Vest
61649	X-Large-Hi-Viz Lime ANSI Class 2 Economy Vest
61650	2X-Large-Hi-Viz Lime ANSI Class 2 Economy Vest
61651	3X-Large-Hi-Viz Lime ANSI Class 2 Economy Vest
61652	4X-Large-Hi-Viz Lime ANSI Class 2 Economy Vest
61653	5X-Large-Hi-Viz Lime ANSI Class 2 Economy Vest

Zipper front closure • 2 exterior waist pockets and 1 left chest pocket • AwareLite reflective trim • Conforms to ANSI/ISEA 107 standard for design, color and reflectivity

ANSI Class 2 Vest Tricot Break-Away w/ D-Ring Slot



61390	Medium-Hi-Viz Lime Class 2 Vest
61391	Large-Hi-Viz Lime Class 2 Vest
61392	X-Large-Hi-Viz Lime Class 2 Vest
61393	2X-Large-Hi-Viz Lime Class 2 Vest
61394	3X-Large-Hi-Viz Lime Class 2 Vest
61395	4X-Large-Hi-Viz Lime Class 2 Vest
61396	5X-Large-Hi-Viz Lime Class 2 Vest

All Tricot Break-Away with D-Ring

ANSI Class 2 Break-Away. Polyester woven tricot • Fall Protection D-Ring slot on back • Hook & loop front closure. 6 pockets - 2 exterior waist, 1 exterior chest, and 2 pen • Mic tabs • AwareLite reflective trim

11018: New Hire Kit - Large Vest-Clear Eyewear

11019: New Hire Kit - XL Vest-Clear Eyewear

11020: New Hire Kit - 2X Vest-Clear Eyewear

Includes:

- 19221 - White ERB Americana Full Brim Std.
- 15529 - Clear invasion Eyewear
- 21250 - N100 Nylon Nitrile Dipped Glove, Large
- 61426 - S362 Mesh Class 2 Vest, Large for 11018
- 61427 - XL for 11019
- 61428 - 2X for 11020
- 14382 - ERB 03-C Disposable Corded Ear Plugs



9006SB MESH T LME BLK Short Sleeve with pocket, Black Bottom



CLASS 2 Available in mesh or solid weave.



S414 ANSI Class 2 Surveyor's Vest - Solid Woven - Hi-Viz



61200	Medium-Lime ANSI Class 2 Surveyor's Vest
61201	Large-Lime ANSI Class 2 Surveyor's Vest
61202	X-Large-Lime ANSI Class 2 Surveyor's Vest
61203	2X-Large-Lime ANSI Class 2 Surveyor's Vest
61204	3X-Large-Lime ANSI Class 2 Surveyor's Vest
61205	4X-Large-Lime ANSI Class 2 Surveyor's Vest
61206	5X-Large-Lime ANSI Class 2 Surveyor's Vest

Woven Oxford - 100% Polyester • 12 pockets - 2 interior waist, interior waist pen, 4 divisional right chest, double left chest - 1 open and 4 pen • Zipper Closure • Conforms to ANSI/ISEA 107

S683P ANSI Class 3 Vest - Mesh Hi-Viz Lime



62136	Medium-Lime ANSI Class 3 Vest - Mesh Hi-Viz
62137	Large-Lime ANSI Class 3 Vest - Mesh Hi-Viz
62138	X-Large-Lime ANSI Class 3 Vest - Mesh Hi-Viz
62139	2X-Large-Lime ANSI Class 3 Vest - Mesh Hi-Viz
62140	3X-Large-Lime ANSI Class 3 Vest - Mesh Hi-Viz
62141	4X-Large-Lime ANSI Class 3 Vest - Mesh Hi-Viz
62142	5X-Large-Lime ANSI Class 3 Vest - Mesh Hi-Viz

100% polyester mesh. Zipper front closure • 2 exterior waist pockets w/hook & loop closure • 2 interior waist pockets • Conforms to ANSI/ISEA 107 standard • Medium - 5XL

11021: New Hire Kit - Large Vest-Smoke Eyewear

11022: New Hire Kit - XL Vest-Smoke Eyewear

11023: New Hire Kit - 2X Vest-Smoke Eyewear

Includes:

- 19221 - White ERB Americana Full Brim Std.
- 15531 - Smoke Invasion Eyewear
- 21250 - N100 Nylon Nitrile Dipped Glove, Large
- 61426 - S362 Mesh Class 2 Vest, Large for 11018
- 61427 - XL for 11019
- 61428 - 2X for 11020
- 14382 - ERB 03-C Disposable Corded Ear Plugs



19281 S268 HI-VIZ LIME MESH NECK SHIELD



19282 S268 HI-VIZ ORANGE MESH NECK SHIELD

21576 Coolerz Vest, Hi Viz Lime



21563 C420 COOLERZ NECK SHIELD



SAFETY PRODUCTS

Nemesis Glasses

3013308

- +2.5 Diopter Clear Lens with Black Frame



3000355	Black Frame - Clear Lens
3000356	Black Frame - Smoke Lens
3020706	Camo Frame - Clear Lens
3010707	Camo Frame - Smoke Lens

LOGO. LEADER.



Custom Printed Safety Protection

LOGOS ARE GREAT FOR:

- Corporate Identity
- Work Crew Segmentation
- Ground Breaking Ceremony
- Visitor Identification



- Choose your product & submit your logo & camera ready artwork to **Jobsite Supply** for your custom safety gear!

IPROTECT®



17940
Clear

- Comfortable, super lightweight, frameless design
- 9.5 base curve hard coated single lens
- Stainless steel hinge screws



17942
In/Out Mirror



17941
Smoke

BOAS® XTREME



17921
Black Frame
Smoke Lens

- Fashionable sunglass design
- 8 base curve hard coated dual lenses
- Wide fashion temples are great for imprinting company logo

17920
Black Frame
Clear Lens

17923
Black Frame
Brown/Smoke Lens

17922
Black Frames
Silver Mirror Lens



ELLA - WOMEN'S

18619
Smoke Lens



18618
Clear Lens



- Universal fit
- Wraparound frame design
- Nylon frame material
- Padded temples

AMMO™

15410
Black with Foam Lining
Clear Anti-fog Lens



- Wraparound design dual lens
- Foam delivers greater comfort



S373 Jacket

ANSI Class 3 Rain Jacket. Polyester woven oxford with PU coating. 5.5mm. Snap front and wrist closure. Attached hood. Oversized. No pockets. Conforms to ANSI/ISEA 107 for design, color & reflectivity. M/L - 5X/6X

S373 Pants

ANSI Class E (ensemble) when not worn with other ANSI 107 garment. Polyester woven oxford w/PU coating. 5.5mm. Pocket slits on side. Snap ankle and fly closure. Class 3 when worn with Class 2 or 3 vest. AwareLite reflective trim. MD - 5XL



S376 Sweatshirt

ANSI Class 3 Sweatshirt. 7oz polyester. Attached hood with drawstring. Large pass through front pocket. 3M Scotchlite reflective trim. Conforms to ANSI/ISEA 107 for design, color and reflectivity. MD - 5XL



ERSA
Safety Products for LIFE.™

SAFETY PRODUCTS



BlinkerPaddle®

Flashing LED Paddles deliver a bright warning for protection.

- Will operate for over 20 hours continuously on 2 AA rechargeable NiMH batteries
- 18" or 24" sizes are available with any message & grade of reflective sheeting
- Optional carrying bag holds 2 paddles & all accessories including 2 5-foot staffs
- Switch can activate side A, side B or both sides



LED Road Flares

6 Pack Road Flare Kit-1186



An emergency flare that does not produce a flame, smoke or harmful bi-products and does not require batteries. Recharges so that it is ready for use when needed.

- 16 bright LEDs; choice of red, blue or yellow LEDs
- 9 flashing patterns including SOS
- Powerful magnet to attach to metal surfaces
- Waterproof & submersible to 33 feet

1184	Yellow Road Flares
1183	Blue Road Flares



Safety Cans



- Galvanized steel Type-1
- Meets OSHA requirement

REPLACEMENT FUNNELS AVAILABLE

UI10FS	1 gallon red safety can with funnel
UI20FS	2 gallon red safety can with funnel
UI50FS	5 gallon red safety can with funnel
UI20FSB	2 gallon blue safety can/kerosene w/ funnel
UI50FSB	5 gallon blue safety can/kerosene w/ funnel
UI50FSY	5 gallon yellow safety can type 1 diesel w/ funnel



Slush Boots

- No right/no left - for no-hassle design
- Easy on/easy off - Provided by 800% elongation, and smooth, drag-free inner surface
- Lasts 4x longer - Made out of Natural Latex Rubber, providing enhanced material strength



17851	17" Slush boot, medium 8-10
17852	17" Slush boot, large 11-12
#17855	17" Slush boot, large-x-large 13-14
#17853	17" Slush boot x-large 15-16



Metacaulk®



Fire Stopping Products

66302	Metacaulk - 10oz 1000 Water Based
66303	Metacaulk - 30oz 1000 Water Based
66382	MC150-10oz GP Intumescent



Protective Gloves

PIP ATG® MaxiFlex® Ultimate™ Gloves, Black Micro-Foam Coated Palm and Finger Tips
34-874



Great White Cut ANSI Level 2
19D-622 L-XL



G-Tek 3GX ANSI Level 3
19-D310 L-XL
• Poly Coated

G-Tek 3GK ANSI Level 4
19-D330 L-XL-XXL
• Dyneema Fiber Poly Coated



G-Tek MaxiFoam Foam Nitrile Coated Palm-Finger Tips Gloves
34-800



G-Tek® Lite
55-AG317



Nitrile Glove Gray Dip
34-225 M-L-XL


Rebar Safety Caps

DISC10

#3-#8 impalement prevention with steel plate



OSHA APPROVED!



CAPMUSH25

Small #3-#9 HI Viz Orange Mushroom Style Safety Cap

SAFETY PRODUCTS



Fall Protection

Protective Eyewear

Virtua™ Sport 11384-0000

- Athletic look styling
- Excellent eye coverage
- Durable, lightweight frame design



BX™ Readers with 1.5 Diopter 11377-0000

(Gray Lens - Silver Frame)

- Molded in magnifying diopters
- Sleek, contoured & fully adjustable
- Soft nose bridge



11378-0000 BX™ Readers w/ 2.0 Diopter

11379-0000 BX™ Readers w/ 2.5 Diopter

Virtua™ V4 11672-0000

- Anti-fog lenses
- Extended viewing range in every direction without distracting sideshields or brow guard
- Soft, universal fit nose bridge



11673-0000 Gray Virtua™ V4 anti-fog eyewear

11674-0000 Mirrored Virtua™ V4 anti-fog eyewear

Sealant Products

3M™ Polyurethane Sealant 540



- Bonds to a variety of materials
- Paintable

525 Polyurethane Construction Sealant (NPI)

560 Polyurethane Adhesive Sealant strong 1 component, moisture curing product

230 Crystal Clear Sealant (Clear) 10oz

3M™ Duct Tape - 1.88" x 60 yards 64050



200 3M™ Tartan Masking Tape

8087 3M™ Construction Seaming Tape

2090 Scotch-Blue™ Painter's Tape - Multi-Surface

Respirators

NEW 3M™ Particulate Respirator 8210V



- Proprietary 3M™ CoolFlow™ Valve helps keeps wearer cool
- Cushioning nose foam
- Adjustable noseclip helps provide a custom fit and secure seal

3M™ Half Facepiece Respirator Assembly w/ Particulate Filters



- Helps provide respiratory protection in environments containing certain oil and non-oil based particles.
- Solution to provide respiratory protection during most mold remediation activities.

6100 1/2 Face Reusable Respirator (Small)

6200 1/2 Face Reusable Respirator (Medium)

6300 1/2 Face Reusable Respirator (Large)

5P71 Respirator Filter N95

3M™ Particulate Respirator 8511, N95 Added value with bulk orders!



- 3M™ CoolFlow™ Valve
- Adjustable M nose clip
- Braided head bands and soft inner materials
- Spacious and durable
- Designed to increase comfort and wearability

3M™ Particulate Respirator 8210+, N95



20/BX

- Classic disposable N95 particulate respirator (Sold Separately - 2 min)
- Welded strap attachment
- Cushioning nose foam
- Adjustable noseclip helps provide a custom fit

8211 3M 8211 N95 Particulate Respirator w/ Cool Flow Exhalation Valve 10/BX



Full Face Re-Use Respirator

- 6700 - Small
- 6800 - Medium
- 6900 - Large

Organic/Vapor P/100 Cartridge

- 60921



Particulate Filter

- 2091 - P/100
- 2097 - P/100

Filter Retainer

- 502



Cubitron™ II Abrasive Belts

76733 - 6" x 48" 80 Grit Belt



Cubitron™ II Abrasive Belts have raised the bar for grinding performance & productivity - thanks to 3M precision-shaped ceramic graintechnology.

- Average up to 30" faster cutting on hard to grind metals than the next best competitive belt
- Cuts cooler - diverts heat from the workpiece & belt to the swarf
- Helps eliminate burnishing & heat stress
- Available in 3 grades: 36+, 60+ & 80+
- 1/2" to 6" available

Firestops

CP25WB



- 4-hour protection sealant
- High performance fire protection
- Through penetration

15WB 2 Hour Fire Protection Sealant

3000 Fire Barrier Water Tight Sealant

615 PLUS Fire Barrier Duct Wrap

Fire Dam150 Acrylic Latex Caulk - 10oz & 24oz - Available in Blue, Red & Limestone

3M™ Scotch Weld Products

62-4983-8030-2



Holdfast 70 Cylinder Spray Adhesive Coverage: 2,590SF @ 1 GM/SF

62-9880-9930-5 Cylinder Adhesive Applicator STD Output *Includes 9501 Spray Tip

62-9880-8148-5 Cylinder Adhesive QSS Spray Tip

62-9880-0006-3 Cylinder Adhesive 6' Hose

3M™ Fall Protection Roofing Kit

20058

Portable, Convenient & Economical - this versatile fall protection kit is designed to meet most any roofing application. Includes:



- SafeLight universal size harness
- 6' shock absorbing lanyard
- 50' rope lifeline with attached manual rope grab
- Reusable roof anchor in 5 gallon bucket with reusable lid
- Product complies with OSHA & ANSI standards

Goggles



TEKK Protection Impact Goggles 91251

91252-0000 Chemical Splash and Impact Resistant Goggle

SAFETY PRODUCTS



Fall Protection

Ear Plugs

EAR Push-In™ EAR Plug (uncorded) 318-1000



318-1001	EAR Push-In™ Ear Plug (corded)
312-1224	TFIT 2 Corded Ear Plug
P1000	Nitro Ear Plug
P2000	Notch Ear Plug

Head Gear



TuffMaster Deluxe Headgear 82501-0000 Ratchet Style



TuffMaster Cap Mounting Headgear 82502-0000 H18 Tab/Slot



H8A Headgear / WP96 Faceshield Combo 82783-0000 Includes 82701 shield & 82501 headgear

Face Shields



Steel Mesh Screen 82506-0000

82701	3M Easy-Change WP96 9" X 14 1/2" X .080" Clear
82702	3M Easy-Change WP96C 9" X 14 1/2" X .080" Dark Green

SafeClaw Concrete Anchors



4075 SC

- Rated to 5000 lbs.
- Requires 3/4" Hole, 3" deep
- Easy to remove and reuse

4077	SafeClaw Rated to 10,000 lbs.
------	-------------------------------



Retractable Lifelines



The Reload™ Retractable Lifeline Series

Smarter.

- A frictionless braking system with no moving parts that won't go out of adjustment
- Individual components removed & replaced in minutes due to modular design

Safer.

- Constantly moving 100% reliable locking Full Contact™ Pawl mechanism that cannot freeze, hang up or corrode
- No wet lubrication to attract dirt &/or debris

Stronger.

- Case is manufactured from unique toughened nylon to resist impact damage & protect internal chassis
- Modular chassis design & case are not integrated allowing the case to serve strictly as the protective armor

REC-30	3/16" Steel Cable (7x19)	30ft	13lbs	Swivel Double Lock Snap Hook
REC-50	3/16" Steel Cable (7x19)	50ft	17lbs	Swivel Double Lock Snap Hook

Safety Harnesses



Elavation™ Harness, Fall Protection 7550



Ameba™ Harness, Fall Protection 1413



Latchways Personal Rescue Device™



Apache™ 3 D-Ring Harness with 4" Back Pad, Fall Protection 1711

10950	Safelight Safety Harness
-------	--------------------------

GUARDIAN FALL PROTECTION



Ladder Extension System 10800



HitchClip™ Roof Anchor System



The HitchClip™ is the most revolutionary residential fall protection roof anchor ever made. Made from lightweight and durable powder-coated aluminum, the HitchClip™ is easy to install, and functions as a permanent rooftop anchor. Thanks to its patent pending "key-hole" design, the HitchClip™ can be used in combination with a large variety of accessories, allowing it to be used to set up guardrail systems, staging areas, and more.

FEATURES:

- Patent pending 'key-hole' design
- Incredibly lightweight
- Does not require flashing
- Multiple accessory options



- 10560 HitchClip™ - Black - 3-Pack
- 10563 HitchClip™ - Black - Case Pack of 24 - (8 of each 3-Pack)
- 10566 HitchClip™ - Black - Contractor Pack of 25

Rung Extender 2477



SAFETY PRODUCTS



ProBuilt | Professional Lighting, LLC

Lighting & Accessories

E 709187



The Defender LED Floor Lights

Portable, lightweight, and durable, the Defender Floor Lights deliver big brightness from a small package. Heavy-duty impact resistant housing keeps them on the job. Compact size goes into tight places and stores easily. Fluorescent and LED units available.



E 709165



- Polycarbonate Lens
- IP44 design for dust and water resistance
- Rubberized carrying handle and base
- Highly polished reflector
- Low energy consumption
- 10-ft integrated power cord
- CSA certified

E712810

111400PS



Hang-a-Light®

- Modifiable for 120/208/240/277 V
- Heavy-gauge steel construction
- Spring-loaded steel safety hook for fast installation
- 20,000-hour lamp life
- NEC/OSHA compliant
- UL certified - suitable for damp locations, CUL Listed, EISA Compliant

TM120

The SmithLight

- IP65 Rating – Water Proof
- Double sided light head tilts down by up to 60°
- 2 adjustable heights
- Light produces no heat output
- Safety flash mode feature
- Up to 30 hours of battery life on single side mode
- 1030 lumens per side



Tripod

111084



The Hang-A-Light™

The Hang-A-Light 84 watt Fluorescent Magnetic Light is an all-around utility light that is energy efficient and waterproof.



Pole Attachment



Scaffold Attachment



Southwire®

LED NON-RECHARGEABLE WORKLIGHT L1306

Housing finish: Green
Handle: Steel with foam padding
Stand: Steel H Frame
Reflector: Nonmetallic
Power switch: Weatherproof Push button
Cord type: 18/2
Cord length: 6FT
Plug : 2 Prong
Dimensions: 8.875" X 5" X 11"
Lamp type: 5mm 45° LED
Lumens: 350
Color Temp: 6500K
Energy Consumed: 6 watts



16 LED TASK LIGHT L1407

- 8-3/4" aerospace grade aluminum body provides impact resistance in a compact size.
- Anti-roll body design makes it easy to use on any jobsite.
- Dust and weatherproof covered on/off switch keeps out dirt and controls wide area/spot/laser lights individually.
- 24 super bright LEDs last 50,000 hours or up to 30 years.
- 32 lumen output (7 watts) emit clear, bright light.




Twin Head 24 LED Portable Work Light L1322

Rugged cast aluminum heads, 5ft 18/3 cord with molded 5-15P plug. 1558 total directional lumens. Adjustable light heads. Polished, recessed reflector for maximum output. Rugged tubular stand with anti-skid feet and soft grip handle, extends to 6ft. 125V ac. 60Hz.



ShockShield® Cable Protection System



Power supply cables, temporary cords and hoses are frequently needed in locations where workers, vehicles and sometimes the general public may need to walk or drive. The NEW Shockshield® family of cable protectors are designed for prolonged use in harsh environments to protect cables and hoses from accidental damage, abuse and disruption.

RECHARGEABLE LED WORKLIGHT L1925

- LED light is very long lasting, consumes minimal energy and remains cool to the touch after hours of use.
- 72 LEDs emit up to 180 Lumens of light on an initial full charge.
- Provides up to 5 hours of lighting on a full charge.
- Includes a nonslip Rubbereze™ grip fold-down hanging hook won't get in the way when not in use.
- Convenient on/off switch
- Self-standing handsfree base



WOBBLIGHT®

No Set-Up - Just Plug It In.



Wobblelight – the only patented self-righting work light, provides the most cost-effective and high performing jobsite lighting solution for the construction and industrial markets.

- Metal Halide
- Bright, Durable & Virtually Indestructible
- 36" Tall
- Self-Righting
- Internal Ventilation System
- Shock Protected Bulb



Replacement Bulbs In-Stock

WL175MH	175 Watts, 120 Voltage, 15, 000 Lumens - Portable Light
WL400MH	400 Watts, 120 Voltage, 40, 000 Lumens
WL85S JR	85 Watt Fluorescent Wobble Light JR

SAFETY PRODUCTS

Fiberglass Step Ladders

6200 Series - Type 1A - 300lb. Rated

- Fiberglass rails with pinch proof spreaders
- Double riveted Traction-Tred® steps
- Compliance ANSI A14.5/OSHA



External guides at top of base section securely interlock rails

Interlocking side rails

Base & fly separate easily to use base section as single ladder

Internal guides on bottom of fly section securely interlock rails

Durable rail shield bracket & shoe with Shu-Lok®, slip resistant pad & spur plate

Direct rung to rail connections

Heavy duty pulley with rope

Slip-resistant Traction-Tred® D-rungs

Rugged gravity spring locks operate smoothly

Rope clamp ties rope to rung

Molded rung braces



The Lock-In Accessory System lets you customize your ladder top and safely secure your tools.

Model	Size	Bottom Width	Spread
6204	4'	19-7/8"	29"
6205	5'	21-5/8"	35-1/8"
6206	6'	23-3/8"	41-1/4"
6208	8'	26-7/8"	53-5/8"
6210	10'	30-3/8"	65-7/8"
6212	12'	33-7/8"	78-1/4"

Fiberglass Extension Ladders

D6200 Series - Type 1A - 300lb. Rated

- Base & fly separate to use base as separate ladder
- Slip resistant Traction-Tred® D-rungs
- Heavy duty pulley with rope; Rope clamp ties rope to rung
- Compliance: ANSI A14.5/OSHA

Model	Size	Standing Level	Bottom Width	Weight
D6216-2	16'	13'	19"	36
D6220-2	20'	17'	19"	44
D6224-2	24'	21'	19"	52
D6228-2	28'	25'	19"	59
D6232-2	32'	29'	19"	71
D6236-2	36'	32'	19"	84
D6240-2	40'	35'	19"	92


The Podium Ladder

4X WORK ZONE
Reach All Directions

WERNER PODIUM

Features:

- 4X Work Zone to reach all directions
- Extra-large platform for long standing comfort
- LOCKTOP Extended guard rail securely wraps around work zone and holds an arsenal of tools
- Edge360 includes an integrated rail shield, EDGE bracing and oversized foot pads
- 300lbs Load Capacity, Type IA Duty Rating



Werner Fall Protection

Get the correct harness for the job. Werner's range of harnesses covers the needs of a wide spectrum of applications and budgets. Features like WebAlert inspectable webbing and impact indicators make it easy for users to identify product issues during routine inspections.



Knaack Storage

Model 139-MT Tool Kage

The Model 139-MT Tool Kage™ Rolling cabinet features all new 16g diamond punched steel panels allowing clear visibility of the cabinet contents without compromising security.

Model 139-SK Safety Kage

The Model 139-SK Safety Kage™ offers designated spaces for: fall protection storage, first aid kit storage and personal eye wash storage.




MEASURING & SITE LAYOUT

(INSTRUMENTS)



48" Box Frame Level 37448

- Removable endcaps for scribing in corners
- Rubber endcaps grip walls & do not leave marks
- Crystal clear vials readable in any direction



TECH Level IP-65 37924 - 24"

- TECH level that combines a Stabila spirit level and a dual display electronic level
- Vial accuracy guaranteed for life; digital displays are located on the top edge and the front face for easier and faster reads
- Permanently calibrated, epoxy locked vials
- Dust/water sealed



R-Series 41024 - 24"



- Increased strength
- 3 straight edges
- Continuous comfortable grip

36548	48" Tech Level IP-65
-------	----------------------

41048	48" R-Series
41072	72" R-Series

78" TECH Level IP-65 37978

- Offers both a Stabila spirit level with patented vial system that are guaranteed accurate for life, and a dual display electronic level
- The two digital displays are located on the top edge and the front face for easier and faster reads
- The frame is 30% stronger than previous electronic levels and all four corners have been retained on the new frame



Laser Kit with Tripod LAPR-150

- Set includes: LAPR 150 rotating laser, receiver with clamp, 42" - 72" heavy-duty tripod, Hi/Lo elevation rod, target plate, hard shell carrying case, 2 "D" batteries.



*No Minimum Order - No Freight Charges



STANLEY

Tape Measures

35' x 1-1/4" Fatmax™ Tape Rule 33-735



35' Powerlock® Tape Rule with Blade Armor® Coating 33-835



35' x 1-1/4" Fatmax™ Xtreme Tape Rule with BladeArmor Coating 33-900



33-725	Stanley Fatmax™ 1-1/4-inch by 25-foot Tape Rule
33730	Stanley Fatmax™ 1-1/4-inch by 25-foot Tape Rule
34106	Stanley 3/8" to 100-foot Steel Tape

Tape Measures

Jobsite Supply Tape Measure JS25FT

- Cushioned case
- 7/8" wide, yellow coated blade
- Reinforced tip
- 7ft. standout



Inverted Spray Paint

S03601	Clear Line Saver
AT3701	Flourescent Orange
93900	White Inverted
ETBL2D	Blue Inverted
SO3641	Flourescent Green Inverted
03622	Hot Pink Inverted

MEASURING & SITE LAYOUT

(INSTRUMENTS)

Flagging



65601	White flagging 1-3/16x100yds.-300 ft.
65602	Red flourescent flagging 1-3/16x50yds. -150ft.
65603	Pink flourescent flagging 1-3/16x50yds.-150ft.
65604	Lime Green flagging 1-3/16x50yds.-150ft.
65903	Blue flagging 1-3/16x100yds.-300ft.
65905	Yellow flagging 1-3/16x100yds.-100ft.

Feathers, Whiskers, Tacks, Flags



15901-25-21	Blue 21" w/ 2-1/2"x3" flag - 10 BDL
15901-79-21	Red 21" w/ 2-1/2"x3" flag - 10 BDL
15901-38-20	Green 21" w/ 2-1/2"x3" flag - 10 BDL
15901-10-21	White 21" w/ 2-1/2"x3" flag - 10 BDL
15901-41-21	Yellow 21" w/ 2-1/2"x3" flag - 10 BDL
15901-45-21	Orange 21" w/ 2-1/2"x3" flag - 10 BDL
15900-41	Yellow 6" Whisker 500/BX
15900-25	Blue 6" Whisker 500/BX
15900-79	Red 6" Whisker 500/BX
15900-39	Green 6" Whisker 500/BX

Pennant Flags



10 - 60ft Rolls Per Box
MI-14991 - Yellow
14991-79 - Red

CST/berger

Tripods



60-ALQC20

- 1/2 x 20 ext leg aluminum tripod with quick clamp
- 5/8-11 THD



Stainless Steel Tapes Available

2473W100	100ft. Steel Tape - White Epoxy
2473W200	200ft. Steel Tape - White Epoxy
2473W330	330ft. Steel Tape - White Epoxy



Laser Levels



PLS180

- 180 degree fan angle
- Plumb and level line too
- Features new, unique optic technology
- Runs on 3 included AA-batteries

PLS3	Dot Plumb Level Square Laser Tool
PLS5	Laser Level Self Leveling 5 Point System
PLS90	Self-Level Laser



Accessories



37445N	8 ounce brass plumb bob
37447N	16 ounce brass plumb bob
37448N	24 ounce brass plumb bob
37449N	32 ounce brass plumb bob
14-661	12' gammon reel with power return



LL100-2

- A tripod & grade rod is included with the laser & HR320 receiver in one hardshelled, portable system carrying case.



GL422 & GL412

- A tripod & grade rod is included with the laser & HR320 receiver in one hardshelled, portable system carrying case.



Laserometer Receiver HL700

- 3yr warranty
- Digital readout 2" above & 2" below on-grade reading
- "Anti-strobe filter"




CR600

- High, low or on-grade vtt1,500 ft. radius
- Super bright LED display
- 5 on-grade sensitivities to customize for application needs



LL500

- One-person leveling system designed for the most rugged environment. Accurate, stable & reliable.



GR151

- 5 section grade rod
- 10ths
- 15 feet
- Aluminum

GR152

- 5 section grade rod
- Inches
- 15 feet
- Aluminum

Trimble LT56

Bright crisp laser lines - extends the working range and are easy to see. Lithium-Ion batteries provide 25 hour operating time. Rugged and durable - 3 foot (1m) drop specification means the LT56 can keep working even after minor accidents. Versatile mounting accessory - includes ceiling track, magnetic and tripod mounts with rotation and fine vertical adjustment.



MEASURING & SITE LAYOUT

(INSTRUMENTS)



Concrete Calculators



4225

- Material cost & quantity estimations
- Concrete areas & volumes
- Includes: User's guide, protective case & long life battery

Material Estimator



4019

- Works directly in Yards, Feet, Inches, Fractions and Meters – including Square and Cubic formats
- Quickly and accurately find material requirements
- Unit functions estimate material costs instantly



Layout Necessities

Strait-Line® Marking Chalk - 5LB

- 65105 Org. Fluorescent
- 65101 Blue
- 65102 Red
- 65103 Yellow
- 65104 White



Strait-Line® Caution Tape

66231
1000ft x 3"



Safety Fence

SF4100

- 4'x100' Orange Safety Fence
- 30lbs.
- Made of durable polyethylene
- Flexible & reusable



IRWIN® Industrial Tools

Lumber Crayons & Markers

66401 (Red)

- Ideal for lumber, concrete, ceramics, and metal
- Waterproof - Non-Toxic



66402	Blue Lumber Crayon
66403	Green Lumber Crayon
66404	Black Lumber Crayon
66405	White Lumber Crayon
66406	Yellow Lumber Crayon
PS100	Crayon Holder

Sharpie



Sharpie markers are fade & water resistant. Permanent on most surfaces. Quick drying ink. AP certified non-toxic formula.

15001SM	Black - #25 Model Chisel Tip
15002-SM	Red - #25 Model Chisel Tip
30101-SH	Black Fine Point
32721-SH	Black Retractable



Spray Paint

AT3701	Flourescent Orange
93900	White Inverted
ETBL2D	Blue Inverted
SO3641	Flourescent Green Inverted
03622	Hot Pink Inverted



Oak Lath Stakes in 36" & 48"

36LATH	36" pine lath stakes
48LATH	48" pine lath stakes



Chalk Box - Wheel Measures



MP401E

Electronic Counter & 4' Wheel

MP301

Keson 36" Steel Single Wheel w/ Folding Handle



G3X100

Giant Chalk Box
3x1 Fast Retrieve

G110

Little Giant
15oz Giant Chalk Box

G130 Giant



PG1816	16ft Tape Measure
PG1825	25ft Tape Measure
PG1830RG	30ft Tape Measure
TM200	Tally Counter
RRT12	12" Trigger Reset Measuring Wheel



Paint Markers



- New and improved specially formulated paint for industrial applications
- Faster drying paint reduces smears and removes marks while allowing almost immediate handling of marked items

96820	White Paint Marker
96821	Yellow Paint Marker
96822	Red Paint Marker
96823	Black Paint Marker
96827	Gold Paint Marker

DECORATIVE CONCRETE

Remove Dust and Slurry Easily and Efficiently



 **Husqvarna**[®]



HIPER 3

DIY 3-Step Floor Polishing System

Floors will be smooth, shiny and easy to maintain.



DECORATIVE CONCRETE



Spray Texture Overlay



Tile Transformation



Wood Plank Design



Custom Counter Tops

SURFACE PREP MATERIALS



SCR prepares, cleans, degreases and etches concrete



Elasto Shield provides a waterproof, rubber-like coating helps prevent cracks

VERTICAL OVERLAYS



Wall Spray provides a thin decorative concrete vertical texture.



Wall Stamp overlay mix provides a thick carvable concrete surface.

COLORED EPOXY FLOORS



ColorTec 600WB is a water-based colored floor epoxy.



ColorTec 500 pigmented epoxy is a high-build, commercial grade coating.

COUNTER TOP CASTING PRODUCTS



XS Precast is pourable concrete countertop mix.



XS Face is a thin coating casting spray mix.




XS 327 is a food safe, countertop sealer, matte or gloss finish.



XS PC12 is a thin build, high gloss casting sealer.

DECORATIVE CONCRETE



Custom Colors



228 STANDARD COLORS

We can match any color!

UV-Stable

NO Blushing, NO Chalking

Custom Color Coatings

- Solvent Low VOC Acrylic
- Water Based Acrylic
- Water Based Epoxy
- Epoxy 100% Solids

High Gloss Finish Options


- Dura-Kote Solvent Polyurethane
- Dura-Kote Water Based Polyurethane
- Dura-Kote PFC-120
- Dura-Kote PFC-180

Matt Finish Options


- Dura-Kote Water Based Polyurethane

Custom Color COATINGS


Prepared to order **SAME DAY**



Epoxy Metallic



Epoxy Metallic




Epoxy Flaking

EPOXY FLAKE SYSTEMS

12 DIFFERENT DESIGNS

Use WB Epoxy or Epoxy 100

Ask About Our Exclusive Flake Floor Options!



DECORATIVE CONCRETE

JOINT FILLERS AND SEALANTS



SEALSOURCE JOINT FILLERS AND SEALANTS are FDA approved for freezer applications. Moisture Insensitive.

JS-45 - Polyurea joint sealant

For use on elevated parking decks, balcony decks, pedestrian decks and bridge decks. Highly flexible, allows for normal joint movement.

JS-60 - Polyurea joint filler

Designed for 25% movement of installed joint width

JF-75 - Polyurea joint sealant

Designed specifically for industrial floor applications receiving heavy vehicle traffic. Semi-rigid polyurea joint filler is used for interior random cracks, control joints or new construction joints on horizontal concrete surfaces.

JF-85 - Polyurea joint sealant

Used to fill interior joints on horizontal concrete surfaces, repair damaged control joints, random cracks and freezer door thresholds. May be applied in temperatures down to -40F.

JF-90 - Polyurea joint sealant

Ideal for industrial and warehouse applications, as well as restoration and repairs construction and contraction joints.

HARDENERS AND DENSIFIERS



Harden X

Lithium Hardener / Sealer / Densifier

Harden X SI

Lithium Hardener / Sealer / Densifier / Salt Inhibitor

Harden XP

Advanced Hardener Providing A Superior Polished Floor

LITHIUM SEALERS



DuraGloss 30+

Penetrating Lithium Industrial Seal Coat for Interior Use

TRAFFIC MARKER AND SAFETY PAINT



LineStripe

Lithium Traffic Marking / Safety Paint for Interior or Exterior Use

LineGuard

Clear Sealing Top Coat for LineStripe™



Harden X SI



DuraGloss 30+



LineGuard

DECORATIVE CONCRETE



One system. One floor. One time.

#1 - Level, patch and repair as needed




#2 - Grind to your desired finish



#3 - Harden and densify your polished concrete with FGS/Hardener Plus



#4 - FGS/PermaShine polished concrete. See the results for years



Self-leveling underlayments for tile & stone finishes.



Call Jobsite Supply for Certified Applicators of FGS PermaShine!



PRODUCT LINES

HIGH EARLY STRENGTH - GFRC
ONE MANUFACTURER = ONE WARRANTY

OVER 10,000 PSI COMPRESSIVE STRENGTH
DEMOLD IN 4-6 HOURS / GRIND 6-8 HOURS

FOUR MIX DESIGNS



XS PRECAST MIX
Pourable Mix Design
Solid Color
XS Veining & Travertine




XS GFRC FACE
Sprayable Mix Design
Solid Color
Pressed & Sandstone



XS TERRAZZO MIX
Yields = 20sq.ft. @ 1/4"
Add 50-80lbs of Recycled Aggregate



XS PRECAST MIX
Heavy AR Glass Fibers
Instant Reinforcement
1/4" to 4"




FAST FOAM FORMING & PROFILES

4 LFT FOAM RAIL SYSTEM

3/4" - 1" - 1.5" - 2" Rails

Clear Facing Tapes

PSA Adhesion Tapes



CONCRETE COUNTERTOP SEALERS



XS 327
Penetrating Coating
Matte Finish
High Scratch Resistance



XS PC-12
Penetrating Coating
High Gloss Finish
High Stain Resistance

DECORATIVE CONCRETE



**SCARIFIER
SC-9-2**
The contractor's solution to small and medium size coating removal and coating repair jobs.



**SHOTBLASTER
SB-6**
This lightweight, portable machine is great for small to medium size jobs because it is one of the most versatile surface prep machines available.

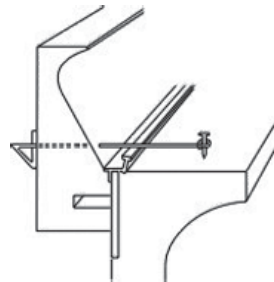


**SCV-1200-K Chassis
With Optional BH-12
Shotblast Head Attachment**

Built-in compressed air filter pulsation
Large dust bin (3.8 cubic ft.)
Multiple attachment options



Poured in Place "Cantilever Forms"



- Foam forms that attach to the tile on gunite pools and secured with double face tape and tie wires.
- Set up time is minimal (usually the morning of the pour) and they may be removed early while the concrete is still wet enough to "slick finish" with a foam profile edging tool.
- The tie wires are positioned approximately 14" apart with 2" break back.



1STP40	Steg Step Liner 4' Regular
17STP40	Step Liner 4' Sandstone 28' BX
2STP40	Steg Step Liner 4' Intermediate
9STP40	Steg Step Liner 4" Capstone

Deck Drains



Double wall bonded P.V.C. drain system which remains straighter while concrete is being poured. The .100 thousandths thick top cap is half-lapped and runs continuously across fittings and short sections of base to keep straight lines. The snug fit top cap can easily be removed at cleaning time or be replaced when damaged due to ultraviolet sun rays.

D26	10' Gray Deck Drain
D2T	10' Tan Deck Drain

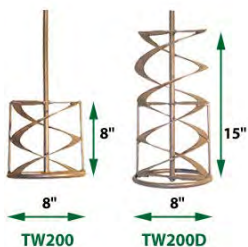
Deck Joint



Provides the necessary crack control, but not so deep as to interfere with steel placement. In addition to control, it adds a beautiful finished look. It is cost effectively, durable, and easy to install. With the "T" member ears embedded in concrete, surface water seepage is kept from subsoil.



Portable Mixing Stations, Paddles & Accessories




Variable-speed • High-torque
• Powerful • Fast Electric and
Pneumatic Portable Hand-held Mixers
and Mixing Stations



CS1225	Cs Unitec Wet/Dry Vacuum Cleaner
EHR20S	EHR 20 S Mixer (R)
MG 140	5" High Viscosity Mixing Paddle
25 GP-WD	Portable Mixing Stand Works w/ 5gal Bucket
EBS 125D	Concrete Grinder w/ Dust Extraction
253.115	5" Diamond Wheel for EBS 125D
BF5-EBS	Walk Behind Cart for EBS 125D
MG235	9-1/4" Mortar Paddle
MH220	9-1/4" Mix & Fold Paddle
4CB052GF	Core Bit 2" DIA x 12" Depth (R)
4CB078UF	Core Bit 3" DIA x 12" Depth (R)
4CBB102UF	Core Bit 4" DIA x 12" Depth
4CB152UF	Core Bit 6" DIA x 16" Depth
4CB204UF	Core Bit 8" DIA x 16" Depth

DECORATIVE CONCRETE



SmartFloor Pad System

Surface Preparation

Concrete Color Dyes

Densifiers

Sealers & Stain Protection

Cleaners & Maintenance



Get color into polished concrete...
and keep it there.

Daily Maintenance

Stain Remediation

Clean & Shine



The **SmartFloor System** provides a polished concrete floor utilizing standard janitorial equipment and existing maintenance personnel. There are insert pads for daily maintenance, stain remediation and combination clean & shine pad.

Pads Available in 13", 14", 15", 16", 17", 20" and 24"

DECORATIVE CONCRETE



EZ Polish System:
Technologically
Advancing the Way
You Polish Floors!

EZ Green Cut

EZ Green Cut is a diamond profiling solution containing nano abrasives which help to rapidly remove surface scratches during the grinding and cutting process. The nano abrasives work in conjunction with the tooling to reduce the need for multiple steps while profiling the floor.



EZ Densifier

EZ Densifier is a Lithium Silicate Densifier that improves surface performance and resists the harmful effects of traffic wear and tear by improving the abrasion resistance for new or aged concrete. Ideal for use with exposed and polished concrete.



EZ Super Guard

EZ Super Guard is a stain protector that is specifically formulated to protect polished and dyed concrete from stains and etching. It is designed to create stain resistance, color protection, and color enhancement. This is a high-gloss formula that will give your concrete floors an impressive shine.



Tooling



EZ Edge Ceramics
5" & 7"
30, 50, 100 & 400 Grit

RA Meter

The EZ Roughness Average Meter diagnoses the amount of scratches in the floor.



AQUAmaxx is a proprietary blend with special additives that will separate suspended solids from processed water. It separates the solids within minutes. The water can be treated for PH balance and disposed or recycled back into the jobsite machinery. This amazing product will save water and reduce the amount of waste that needs to be removed.



ECO-QUICKgel can absorb liquid solids into a safe material that can be disposed of immediately. ECO-QUICKgel meets the EPA Method 9095B paint filter test and EPA regulations for proper disposal methods. 20 grams per gallon of treated material will create a gel like substance within minutes that is safe to dispose of in a standard waste container.



ASL Machines USA manufactures grinding & polishing machines that can turn ordinary concrete into beautiful works of art. We distribute our powerful machines throughout the United States as well as many international markets. Our detail-oriented and highly-skilled technicians are dedicated to creating the highest quality machines for our customers. With years of experience in the concrete grinding & polishing industry, our technicians know how to design and build machines with the customer in mind.



DECORATIVE CONCRETE



The ORIGINAL
Concrete Color
Maintenance System

Since 1989

Concrete Solid Color Stains & Translucent Color Enhancer



PHOTO CREDIT: Staintec

Caramel ORIGINAL Solid Color Stain with
Cowboy Dust Translucent Color Enhancer



Moonrock ORIGINAL Color Stain

All colors shown are approximate and represent concrete with a flat-troweled finish. Jobsite Supply & NewLook cannot control (and are not responsible for) application methods, jobsite conditions, finishing techniques, cannot guarantee the final appearance, adhesion or an exact color match. Texturing or finishing techniques, such as brooming or troweling, the use of sealers and slight color drifts in raw materials can produce variations in color. Jobsite Supply and NewLook International, Inc.™ strongly recommend representative jobsite samples (mock-ups) prior to project installation.



Acid Stains



Malay Tan Stain
Buckskin Suede Tone
with Carmel Marbling



Cola Stain
Reddish Brown
Resembling Old Leather



English Red Stain
Terra Cotta with Rust
and Soft Brown Hues



Black Stain
Tortoise Shell Black
with Brown Marbling



Aqua Blue Stain
Soft Blue Patina with
Undertones of Green




**Golden Wheat
Stain** Amber Hued
Undertones



Green Lawn Stain
Soft Grey Green
Resembling Aged
Italian Marble



**Vintage Umber
Stain** Rich Earthy
Brown



Available in 8 colors. Kemiko Stain is the perfect choice for both interior and exterior surfaces. Used for commercial and residential projects, concrete staining also lends a clean, attractive look to driveways, patios, walkways and entrances. It is perfect for high-traffic areas and is very affordable.



SOY • Gel™ S616

Removes:

- Epoxies, Acrylics, Urethanes
- 100% Biodegradable
- Non-Caustic & Non-Hazardous
- Virtually No Odor
- Made with 100% American Grown Soybeans



Pain on concrete floor.



Urethane sealer on concrete floor.



BEAN•e•doo® M156

Removes:

- Asbestos Mastic
- Carpet & Tile Mastics
- Made with 100% American Grown Soybeans



Emerge E1G

Removes: to clean hard surfaces, parts and tools, or as a parts washer solution. Removes dirt and grime easily.



Take the Pain
Out of Spraying.



www.preval.com

DECORATIVE CONCRETE

JOBSITE SUPPLY

DECORATIVE IDEAS AT WORK



BASKET WEAVE



CASTLE STONE



EUROPEAN FAN



FRACTURED EARTH - Seamless Texture



6"x6" GRANITE TILE




HERRINGBONE



ITALIAN SLATE - Seamless Texture



RANDOM STONE



WALKWAY SLATE



FLAGSTONE



LORENZO ASHLAR



ASHLAR CUT SLATE



PALADIANO STONES OF ATHENS




LARGE ASHLAR CUT SLATE



LONDON COBBLE



ROMAN SLATE - Seamless Texture




6" RANDOM BOARDWALK



ENGLISH YORKSTONE



RUNNING BOND



OLD GRANITE - Seamless Texture

SEE

jobsitesupply.com

FOR STAMPING ACCESSORIES & TOOLS

SEYMOUR
A MIDWEST RAKE COMPANY

15 Gallon Mixing Barrel
46250



Mixing Paddle
47405



Magic Trowel
47415



Decorative Overlay Gauge Rake w/ Adjustable Cams
57001



Microtopping/ Overlayment Squeegee
78126



Spike Shoes
46106



MIDWEST RAKE COMPANY LLC

Decorative Stamps



proline
decorative concrete systems

Bill Banger



Roman Slate



Italian Stone



Old Granite



Texture Skins



Texture Strip



S-Curve Tool



DECORATIVE CONCRETE

Lithochrome® Antiquing Release Pro

LITHOCHROME® Antiquing Release Pro is an odorless, high-performance, colored, powder stamp tool release. Use it to improve the ease of separating concrete stamp tools, embossing skins or texturing tools from the freshly placed concrete or cementitious materials they imprint. LITHOCHROME Antiquing Release Pro adds variegated color to the imprint, and can increase the perceived depth of stamp patterns.



Chromix® Admixtures for Color-Conditioned Concrete

CHROMIX Admixtures for Color-Conditioned Concrete are the water-reducing, set-controlling admixtures that produce durable and structurally sound architectural colored concrete. Admixtures have repeatedly been selected as the #1 ranked brand of integral concrete color by concrete contractors.

CHROMIX Admixtures deliver a rich, diverse palette of natural-looking concrete colors that are evenly dispersed, consistent, and streak-free throughout the concrete mix. CHROMIX Admixtures conform to ASTM C 979.

CHROMIX G Granular

A permanent, non-fading, integral concrete color additive.



HAND TOOLS



700227
3-1/2" x 16" Mini Slick
Magnesium Float



700524
1 x 3/4 x 6' Lightweight
Magnesium Snap Handle



700158 RED
Aluminum Pull Crete
60" Aluminum Handle Brace



38
Red Rubber Float
9" x 4" x 5/8" Fine Cell



148D
Cast Magnesium Float
DuraSoft Handle
16 x 3 1/8

706164
148LRW
Thinline Float



700506
14" Long Handle
Floor Scraper



702265
48" R/E Bull Float Blade



BFKITS
48" Round End
Bull Float Kit



SCREED

- 14770 1-1/2" x 3-1/2" x 8' High Strength Screed
- 14771 1-1/2" x 3-1/2" x 10' High Strength Screed
- 14772 1-1/2" x 3-1/2" x 12' High Strength Screed
- 14773 1-1/2" x 3-1/2" x 14' High Strength Screed
- 14774 1-1/2" x 3-1/2" x 16' High Strength Screed



BLADES

- 17236 8" x 14" Combination Blade
- 17244 8" x 18" Combination Blade
- 17336 6" x 14" Finish Blade
- 17344 6" x 18" Finish Blade
- 17352 8" x 23" Combination Blade



11165
Mortar Tub
60" x 32" x 11"

700820	#14572 4" x 24" Unimixer
701037	1" x 2" x 10' Aluminum Straight Edge
701048	HWY Lute Socket for 702366
702366	30 x 3 x 1" Lip HWY Lute Blade
704419	#13987 4' Big Blue Float
704559	Open Style Rebar Cutter/Bender
704639	#7239 Rebar Hickey Bender
704801	#7259 3' x 3-1/2" Resin Darby
704858	Cleform Wizard Bar 48" x 7/8"
704870	T-Probe Steel
790270	4' Round End Channel Float
8043872	6' Post Hole Tamping Bar

17-8ASU
6' Push Button Handle
1 3/4" Diameter



700524
1 3/4" x 6' Aluminum
Swedge Style Snap
Handle



704559 RED
Rebar Cutter-Bender
Open Jar, Top Loading

700524	1-3/4 x 6' Snap Handle
38	Red Rubber Float
145	16x3 Magnesium Float Wood Handle
148	16 x3-18" Magnesium Float SF Handle
840	6 x 3 x 1 Rub Brick
MXS56D	Xtralite Finish Trowel
MXS66RED	16 x 4 Finish Tri-RND FE Curv
MXS81RE	18" x 4" Finish Trii-Fully RD Wood
RL6	Leveler Bullfloat Bracket
SP16	16 x 3-1/2 Pool Trowel CH
145D	16 x 3 Magnesium Float Dura-Soft Handle
148D	16 x 3-1/8 Magnesium Float w/ Dura-Soft Handle
16-MRL	Large Mini Rock-It 1-3/4 Adapter
16-RKT-N	Rock-It Adj Bull Float Bracket
17-8ASU	JS-Blue Snap Handle 1-3/4" x 6'
700780	48" Cleform Weighlite Broom

KLEIN TOOLS, INC.



32477	10-in-1 Screwdriver/Nut Driver
5459T	Leather Erection Wrench Holder
5417	Leather Bull Pin Holder with Tunnel Loop



213-9ST	9" Ironworker Pliers
D2000-7CST	7" Ironworkers Pliers
D2000-9NE	9" High Leverage Side Cutting Pliers
D2000-9ST	9" High Leverage Ironworkers Pliers
D201-7CST	7" Side Cutting Pliers
D213-9NE	9" High Leverage Side Cutting Pliers
D213-9ST	9" High Leverage Ironworkers Pliers



3262	15/16" Barrel Type Drift Pin
3255	1-1/4" Broad Head Bull Pin
3256	1-1/6" Broad Head Bull Pin
3246	7/8"x36" Round Connecting Bar
3210	1/2" Erection Wrench for US Heavy Nut
3212	3/4" Erection Wrench for US Heavy Nut
3222	3/4" Erection Wrench for US Regular Nut
3239	Adjustable Head Construction Wrench

HAND TOOLS



Buckaroo w/ Level



CC421L 4" Buckaroo w/ Level Vial

Groovers & Trowels



CF216C	14"x3" CB trowel
CF304	10"x14" float trowel blade (slip on)
CC275-01	10"x18" HD float trowel blade (slip on)
CC380	9x12 Power Groover - 3/4" BIT-BRKT

Wood Bullfloat



CC782-01

- Long lasting, laminated float with bracket
- Brass threaded inserts for superior strength
- 4' x 7-1/4"

48" Fresno Trowel



CC834-01

- All angle steels
- Available in round or square end
- Fitted with 360 degree all angle bracket

Stainless Steel Edgers



CF141	6"x3"1/4"R Curved end edger w/ wood handles SS
CF146	6"x4"1/2"R Outside curb & sidewalk tool SS
CF149	6"x8" Edger/groover
CF165	6"x4-1/2" Stainless Edger
CF165PF	6"x4"x1/2" RAD Edger PF Handle
CF166	8"x4"1/2"R Cement edger w/ wood handle SS

Magnesium Float w/ Handle



CF016PF

- Superb floating action
- Soft textured ProForm handle with special ribbing for that "Great Grip"
- Tough durable Extru-Lite Magnesium blade

Concrete Chutes



CC992F

- Constructed of heavy gauge aluminum
- Reinforced with cross braces & flanged edges

Chamfer Hand Edger



14816-34

- For 16" form tube
- Made of long wearing bronze with 1" lip
- Belt polished surface for clean, smooth edges

Denver Slider Knee Boards



CC152

- Stainless Steel
- Extra smooth

EZY-Tilt II Float Bracket 6-Hole



CC294

- Made of rugged lightweight aluminum
- One to one turning ratio of handle and pitch of blade

CC296 KnuckleHead II Bullfloat Bracket

Extruded Magnesium Darby w/ Knob Handle

ProForm®

Wood Handle



CF032PF - 30"x3-1/4"
CF033PF - 36"x3-1/4"



CF032 - 30"x3-1/4"
CF033 - 36"x3-1/4"

This lightweight magnesium darby has a float-type handle and a round knob handle. The unique T-Channel gives the finisher the option of sliding the handle position to their preference.


40" Buckaroo Straightedge

CC897 - 40"x1-3/8"x2" Adjustable Level Vial



Ideal tool for finishing concrete island countertops. Made of lightweight magnesium w/ a smooth wooden handle.

Multi-Twist Brackets



- A. Clevis Handle Bracket:** Use w/ walking froovers, edgers, brooms & tools w/ clevis brackets. **CC686**
- B. 6-Hole Handle Bracket:** Fits all 2 or 4 hole floats. **CC687**
- C. 2-Hole Handle Bracket:** Attach to fresnos, bull floats or brooms. **CC688**
- D. Push Button Handle Adapter:** Connects to 1-3/8" & 1-3/4" button extension handles. **CC689**
- E. Threaded Handle Adapter:** Connects to all threaded bull float handles. **CC685**



★★★★
New Precision Ground Edge
Ready for Immediate Use
★★★★

- Unique, Lightweight No Turn Handle
- Greater Flexibility & Durability to Reduce Fatigue
- Power Pin Rivets for Exceptional Strength

Comes with special trowel holder

HAND TOOLS



Chip Brushes

100% White bristles. Single thickness. Smooth sanded handle with tin ferrule. Length of Trim: 1 1/2 inches.

232	1-1/2" Chip Brush
233	2" Chip Brush
234	2-1/2" Chip Brush
235	3" Chip Brush
236	4" Chip Brush



No. 21 Concrete Finishing Brushes
Staple set in clear lacquered hardwood block with one threaded handle hole. Three rows of filling material.

2124	24" Finish Black Poly
2136	36" Finish Black Poly
2148	48" Finish Black Poly
2124-22	24" Finish Broom Red Bristle
2136H	36" Horsehair Finish Broom
2136-22	36" Finish Broom Red Bristle
2148H	48" Horsehair Finish Broom
2148-22	48" Finish Broom Red Bristle



2210N - Wax Applicator: Two piece clear lacquered hardwood block, plated bolts and wing nuts. Pad is made of synthetic lambs wool.

Other Products & Accessories



7SC	Wire Brush Curved with Scraper
9SCO25	1/4" Roller Cover 9"
9SC038	3/8" Roller Cover 9"
9SC075	3/4" Roller Cover 9"
900-516	9" Roller Frame
561	Water Brush/Red Handle
MET-100	9" Metal Roller Paint Tray
18SC038	18" Roller Cover 3/8" NAP
18SC075	18" Roller Cover 3/4" NAP
1800-112CAP	18" Roller Frame Caps
1800-112	18" Roller Frame




No. 22 Line Garage Brushes

Coarse Brown Plastic. Staple set in clear lacquered hardwood block. Will not soften when exposed to water, oils or greases

2218ASSY	18" Med Brown Plastic w/ Handle
2224ASSY	24" Med Brown Plastic w/ Handle
2236ASSY	36" Med Brown Plastic w/ Handle

Squeegees



4630TPN	30" Curved Squeegee
4636TPN	36" Curved Squeegee
2124TPN	24" Straight Squeegee
2136TPN	36" Straight Squeegee
C-60 / C-72	Tapered Handles (60" or 72")

Warehouse Corn Broom 5032

Made of best quality selected broom corn and fibre. Sewed 4 times and reinforced with a wire band.



6418-ASSY

18" Big Blue Street Broom w/ Handle

6424-ASSY

24" Big Blue Street Broom w/ Handle



M6 FFKB



- 6 cu.ft. capacity
- 16 gauge seamless tray
- 16" wheel assembly with pneumatic
- Flat free

50139

Steel Scoop Shovel

SEYMOUR

QUALITY TOOLS SINCE 1872

SV-DR42

Seymour SV-DR42 28" Round Point Shovel W/ Fiberglass Handle, Poly D Grip, #2 Front Turn Step & 8.8" x 11.5" Head



SV-DS43

Seymour SV-DS43 28" Square Point Shovel W/ Fiberglass Handle, Poly D Grip, @3 Front Turn Step & 9.7" x 11.5" Head



SV-DD46

Seymour SV-DD46 28" Drain Spade W/ Fiberglass Handle, Poly D Grip, Front Turn Step & 5.5" x 16" Head



WB-6SHDS

- 6 Cubic Foot Capacity Steel Tub
- Steel Handles with Rubber Grips
- Foam Filled "No Flat" Tire

WB-6S

- 6 Cubic Foot Capacity Steel Tub
- Hard Wood Handles
- Pneumatic 2-ply Rubber Tire



SV-SDA14

- Aluminum Scoop #14 - Wood



47417

22" Magic Trowel Smoother
Threaded Handle



47175

Midwest Rake Speed Squeegee
24", 1/8" Notch, Gray EPDM



47123

Midwest Rake Speed Squeegee
36", 1/4" Notch, Gray



SC-20

7" Head Scraper
with 48" Handle



46106

Spiked Shoes 3/4" spikes



S400 Safety Round Point Shovel

Structron 600 Safety Round Point Shovel

AR-30

Forged Asphalt Rake
14 Tine
60" Handle



SH-8P

8 lb. Sledge Hammer
36" Hick HDL



SV-LS31	Long Handle Square Point - Wood
SV-LS41	Long Handle Square Point - Fiberglass
SV-LS-11	Long Handle Square Point - Promo
SV-LR30	Long Handle Round Point - Wood
SV-LR40	Long Handle Round Point - Fiberglass
SV-LR10	Long Handle Round Point - Promo

HAND TOOLS



100' Speed-Line Chalk Reel

- Locking metal handle minimizes tangles

Part No. 64310



IRWIN® Bi-Metal Utility Blades

- Welded Bi-Metal for sharp edge and flexible body
- Stay sharper 3X longer than traditional carbon blades



PART NO.	Description
2084400	100 pack
2088100	5 pack

Folding Utility Knife

- Compact rugged design
- Quick-Change Button™ for easy blade changes



Part No. 2089100

Standard Retractable Utility Knife

- Includes 1 IRWIN BLUE BLADE BI-Metal utility blade



Part No. 2082101

15" ProTouch Saw

- 9 point tooth count



Part No. 2011201

IRWIN® Classic Saw Blades

- 7-1/4" x 24T, ATB
- For Framing/Ripping/Decks

Part No. 25130
25/box



MARATHON Saw Blades - 24030

- 7-1/4" x 24T, ATB
- FASTEST FRAMING BLADE EVER™

PART NO.	Size
14076	10" x 80T
14083	12" x 80T



MARATHON WeldTec

Saw Blade - 24035

- 7-1/4" x 24T, ATB
- For Framing/Ripping



IRWIN® Metal Cutting Saw Blade

- 7-1/4" x 48T, MATB
- For steel/thin steel

Part No. 4935555



UNISTRUT®



The Original Metal Framing System

- 1-5/8x10' Pregalv
- 1-5/8x10' Green GN-821 3/8 Spring Nuts

*Call for availability

Estwing



E3-16C

Hammers

E3-16C	16oz Curved Claw Hammer
E3-165	16oz Straight Claw Hammer
E3-205	20oz Straight Claw Hammer
E3-245	24oz Straight Claw Hammer

LENOX

Bi-Metal Reciprocating Saw Blades

- Long Life - patented tooth design provides long blade life
- Efficient Cutting - optimized for specific applications
- Durable Construction - shatter resistant, bi-metal design provides the flexibility and durability single-metal blades can't



Part No.	TPI	Length x Width x Thickness	Pack
22754 818R	18	8 x 3/4 x .035	50
22751 618R	18	6 x 3/4 x .035	50
22758 110R	10/14	12 x 3/4 x 1.3	50
22756 614R	14	6 x 3/4 x .035	50
22757 624R	24	6 x 3/4 x .035	50
22750 656R	6	6 x 3/4 x .050	50
22753 810R	10	8 x 3/4 x .050	50
22755 156R	6	12 x 3/4 x .050	50
22761 610R	10	6 x 3/4 x .035	50

Bi-Metal Hole Saws

- Durable - TUFF TOOTH design is reinforced to cut stronger and last longer
- Long Lasting - Patented VARI-TOOTH® design resists tooth chipping

Part No. 4935555 High speed steel teeth resist breaking and extend life

Part No.	Diameter	Pack
30012-12L	3/4"	1
30014-14L	7/8"	1
30016-16L	1"	1
30018-18L	1-1/8"	1
30020-20L	1-1/4"	1
30028-28L	1-3/4"	1
30034-34L	2-1/8"	1
30040-40L	2-1/2"	1
30044-44L	2-3/4"	1
30048-48L	3"	1
30056-56L	3-1/2"	1
30072-72L	4-1/2"	1
30080-80L	5"	1
30096-96L	6"	1



WOLF-BAND® Band Saw Blades

- Long Lasting - high speed steel teeth provide a strong, long lasting cutting edge
- Shatter Resistant - Bi-metal blades bend and resist breaking and extend blade life
- Exceptional Value - professional performance and competitive pricing provide extraordinary cost-per-cut value

Aviation Snips

- Long Blade Life - precision-formed blades
- Comfortable Grips - over-molded handles won't slip or twist



Part No.	Cut/Description
22103	straight/left/right
22101	left
22102	right
22105	Bulldog Snip

HAND TOOLS & ACCESSORIES



ACCESSORIES

- DW089LG 12V GREEN 3 X 360 LASER
- DWHT33975 25' TAPE MEASURE
- DW4803B TAPER BULK BUNDLE 100
- DW3578B10 7-1/4" 24T SAW BLADE
- DW4741S 5" X .250 SANDWICH TUCK POINT BLADE
- DW4777T 5" XP TURBO DIAMOND CUP WHEEL
- DW3983C 18 TPI CORDLESS BAND SAW BLADE 3-PACK
- DWAFV8900 9" FLEXVOLT DIAMOND CUTTING WHEEL
- DWHT10035L FOLDING RETRACTABLE KNIFE
- DWHT10272 POCKET KNIFE
- DWHT81424 200 LUMEN AAA HEADLAMP



FOLDING RETRACTABLE KNIFE
DWHT10035L



5" X .250 SANDWICH TUCK POINT BLADE
DW4741S

POCKET KNIFE
DWHT10272



TAPER BULK BUNDLE 100
DW4803B



200 LUMEN AAA HEADLAMP
DWHT81424



5" XP TURBO DIAMOND CUP WHEEL
DW4777T



18 TPI CORDLESS BAND SAW BLADE 3-PACK
DW3983



DeWalt 7 1/4" 24T Circular Saw Blade
DWA171424



25' TAPE MEASURE
DWHT33975



12V GREEN 3 X 360 LASER
DW089LG

POWER TOOLS

DEWALT



60V 4-1/2-6" XR ANGLE GRINDER KIT 2 BATTERY
DCG414T2



20/60V MAX FLEXVOLT 6.0AH 2-PACK KIT
DCB606-2



18V-20V BATTERY ADAPTER KIT
DCA2203C



69

FLEXVOLT

- DCG414T2 60V 4-1/2-6" XR ANGLE GRINDER KIT 2 BATTERY
- DCS575T2 60V MAX 7-1/4" BRUSHLESS CIRC SAW KIT
- DCS577X1 60V 7-1/4" WORM DRIVE STYLE SAW KIT 9AH
- DCS388T2 60V MAX BRUSHLESS RECIPROCATING SAW KIT
- DCS690X2 9" 60V CONSTRUCTION SAW
- DCH733X2 1-7/8" 60V CORDLESS COMBO HAMMER KIT
- DHS790AT2 120V MAX BRUSHLESS 12" SLIDING MITER SAW
- DCD130T1 60V MAX MIXER/DRILL KIT
- DCV585T2 60V MAX DUST EXTRACTOR KIT
- DCBL770X1 60V MAX HANDHELD BLOWER
- DCB606-2 20/60V MAX FLEXVOLT 6.0AH 2-PACK KIT
- DCB609-2 20/60V MAX FLEXVOLT 9.0AH 2-PACK KIT
- DCB612 20/60V MAX FLEXVOLT 12.0AH PACK

20 VOLT

- DCK283D2 20V MAX XR BL COMPACT DRILL DRIVER IMPACT COMBO
- DCK299D1T1 20V MAX XH FLEXVOLT HAMMERDRILL & IMPACT KIT
- DCK299P2 20V MZ XR BR HAMMERDRILL & IMPACT DRIVE COMBO-5AH
- DCH293R2 1-1/8" 20V SDS COMB ROTARY HAMMER KIT
- DCH273P2 1" SDS PLUS ROTARY HAMMER KIT
- DWH303DH TABLE 1 COMPLIANT SDS DUST EXTRACTOR FOR DCH 273
- DCGG571M1 20V MAX LITHIUM ION GREASE GUN KIT
- DCF899P2 20V BL 1/2" IMPACT WRENCH KIT, PIN 5AH
- DCF894P2 20V BL 1/2" MID TORQUE IMPACT WRENCH KIT, PIN 5AH
- DCF887M2 20V MAX G2 BRUSHLESS IMPACT DRIVER KIT
- DCD996P2 20V MAX LITHIUM ION BRUSHLESS 3-SPEED HAMMERDRILL KIT
- DCS374P2 20V MAX DEEP CUT BAND SAW KIT
- DCS570P1 20V MAX BRUSHLESS 7 1/4" CIRC SAW KIT
- DCS367P1 20V MAX COMPACT RECIPROCATING SAW KIT
- DCE531M1 20V MAX CONCRETE PENCIL VIBRATOR KIT
- DCE560D1 20V QUIKSHOT ADHESIVE DISPENSER KIT
- DCL074B 20V MAX AREA WORK LIGHT
- DCL079B 20V MAX TRIPOD AREA WORK LIGHT
- DCB1800B 20V MAX 1800W PORT PWR STATION
- DWST17510 PORTABLE BLUETOOTH RADIO + CHARGER
- DCB104 20V/60V MAX 4 PORT FAST CHARGER
- DCB205-2 20V MAX XR 5.0AH 2-PACK BATTERIES
- DCA2203C 18V-20V BATTERY ADAPTER KIT



9" 60V CONSTRUCTION SAW
DCS690X2



60V MAX MIXER/DRILL KIT
DCD130T1

POWER TOOLS

DEWALT



4-1/2" 11AMP ANGLE GRINDER SLIDE
DWE4214



CORDED

- DWV012 10G DUST EXTRACTOR WITH AUTO FILTER CLEAN
- D25980K 68 LB. BREAKER HAMMER WITH WHEEL CART
- D25733K 1-7/8" SDS MAX COMBO HAMMER
- D25481K 1-9/16" SDS MAX COMBO HAMMER
- D25604K 1-3/4" SDS MAX HAMMER WITH E-CLUTCH
- D25333K 1-1/8" SDS PLUS ROTARY HAMMER
- DW130V 1/2" SPADE HANDLE MUD MIXING DRILL
- DW297 3/4" IMPACT WRENCH
- DW292 1/2" IMPACT WRENCH WITH DETENT PIN ANVIL
- DWE4557 7" 8,500 RPM, 4.7HP ANGLE GRINDER
- DWE43144N 6" 13A, 1700MWO, 9K, PADDLE, NO LOCKON
- DWE4214 4-1/2" 11AMP ANGLE GRINDER SLIDE
- DWE46153 5" SURFACING SHROUD KIT
- DWE46103 6" 13AMP TUCKPOINT GRINDER
- DWH050K LARGE HAMMER DRILLING DUST EXTRACTION
- DWE575 7-1/4" NEXT GEN CIRCULAR SAW
- DWS780 12" SLIDING COMPOUND MITER SAW
- DWE7491RS 10" JOBSITE TABLE SAW

10" JOBSITE TABLE SAW

DWE7491RS



12" SLIDING COMPOUND MITER SAW

DWS780



10G DUST EXTRACTOR WITH AUTO FILTER CLEAN

DWV012



68 LB. BREAKER WITH WHEEL CART
D25980K



1-7/8" SDS MAX COMBO HAMMER

D25733K



1/2" IMPACT WRENCH WITH DETENT PIN ANVIL

DW292



POWER TOOLS



M18 Fuel 1/2" Hammer Drill & Drill Driver

- Most powerful drill in the industry

- 2803-20 M18 Fuel 1/2" Drill Driver - Bare Tool
- 2803-22 M18 Fuel 1/2" Drill Driver Kit
- 2804-20 M18 Fuel 1/2" Hammer Drill - Bare Tool
- 2804-22 M18 Fuel 1/2" Hammer Drill Kit
- 2997-22 M18 Fuel 2-Tool Hammer Drill/Impact Driver Combo Kit



M18 Fuel 1 3/4" SDS Max Rotary Hammer, One Key 2718-22HD

- Fastest drilling hammer in its class



M18 Fuel High Torque Impact Wrench 2767

- Most powerful Impact Wrench
- Compact with high torque



- 2767-20 M18 Fuel 1/2" High Torque Impact Wrench Ring Bare
- 2767-22 M18 Fuel 1/2" High Torque Impact Wrench Ring Kit

M18 Fuel 1/4" Hex Impact Driver

- Fastest driving Impact Driver in the industry
- Compact and powerful



- 2853-20 M18 Fuel 1/4" Hex Impact Driver - Bare Tool
- 2803-22CT M18 Fuel 1/4" Hex Impact Driver CP Kit
- 2853-22 M18 Fuel 1/4" Hex Impact Driver XC Kit
- 2997-22 M18 Fuel 2-Tool Hammer Drill/Impact Driver Combo Kit

M18 Super Sawzall Kit 2722-21HD

- Leverages the POWERSTATE brushless motor and REDLITHIUM HD12.0 pack



M18 Rocket LED Dual-Power Tower Light 2131-20

- 2500 Lumens
- Up to 8 hours of run-time
- Powered by M18 or extension cord



M18 Radius Site Light With Charger, One Key 2150-20

- 9000 Lumens
- Up to 14 hours of run-time
- Powered by 1 or 2 battery packs for extended run-time



Concrete Screed Level

- Magnesium base
- Maximum durability

- MLCON24 24" REDSTICK Concrete Level
- MLCON48 48" REDSTICK Concrete Level
- MLCON72 72" REDSTICK Concrete Level



POWER TOOLS



BOSCH



ROTARY HAMMERS



Brute Breaker Hammer with Basic Cart
BH2760VCB



Jack Breaker Hammer
11335K



1-9/16" SDS-Max Combination Hammer
RH540M



1-3/4" SDS-Max Rotary Hammer
RH745



1" SDS-Plus Bulldo Xtreme Rotary Hammer
11255SVSR



SDS-Max Demolition Hammer
11316EVS

VACS

9-Gallon Dust Extractor with Auto Filter Clean and HEPA Filter
VAC090AH



14-Gallon Dust Extractor with Auto Filter Clean and HEPA Filter
VAC140AH



17-Gallon 300-CFM Dust Extractor with Auto Filter Clean and HEPA Filter
GAS20-17AH



SAWS

Top-Handle Jig Saw
JS365



7-1/4" 15 A Circular Saw
CS10



DUST COLLECTION

Surface Grinder Shroud



Dust Collection Bits



Hammer Drill Dust Collector



GRINDERS

5" Concrete Surfacing Grinder with Dedicated Dust-Collection Shroud
CSG15



5" Angle Grinder
GWS13-50VS



4-1/2" Angle Grinder
1375A




7" 15 A High Performance Large Angle Grinder
1974-8



ACCESSORIES

Vacuum Bag Replacements



Chisel Bits



SDS Bits



POWER TOOL ACCESSORIES



Three Tower Program	
74 Top Selling Sku's	
CSB: Wood, Non-Ferrous, James Hardie, Steel Demon, & Trex	
Recip: Full Program	




HardieBlade®

Traditional blades that are not designed for cutting James Hardie products may generate excessive dust, cut slowly or exhibit premature wear. The HardieBlade® saw blade is a unique circular saw blade designed to generate less respirable dust than a traditional saw blade or continuous rim diamond blade. The HardieBlade® can also be used to cut the full line of James Hardie products. The only approved PCD tipped HardieBlade developed by James Hardie & Fried Diablo.



Check out www.DiabloTools.com for a large selection of informative videos!



Fast... Faster... Fastest!

Gauge and install fiber-cement siding up to 48% faster* with the Gecko Gauge.

- 30% faster than Overlap Gauge with Lap Gauge combo
- 36% faster than Break-away clips
- 48% faster than lines on a wall

Read what James Hardie says about the **PacTool Gecko Gauge*** on page 12 of their **Labor and Efficiency Manual...**

*PacTool product formerly called "Siding Gauge".

To the surprise of the installers, the siding gauge tool out performed the other tools by a very arge margin. The siding gauge tool was simple to use; held the boards securely in place; and stayed securely in place until removed.

The siding gauge leads all other alignment devices in ease of use, speed, and effectiveness. James Hardie recommends the use of siding gauge when installing lap siding.

Working as a pair, the Gecko Gauge clamps to each siding course, actin as a second set of hands to gauge and support the next course for nailing. Get fast, accurate installation with less fatigue and with virtually no layout. Using a patented Friction-Cam mechanism, the Gecko Gauge will securely support heavy full-length siding.



SKIL 7-1/4" Magnesium Worm Drive Saw 1677M



- Magnesium die-cast housings make this saw 2 lbs lighter than aluminum models
- 15-amp motor delivers the power to rip through more lumber in less time
- Tough worm drive gearing lasts 5 times longer than hypoid gears
- Includes Belt Hook

POWER TOOL ACCESSORIES



Your Source for Innovative Cutting Tools



MFG# Twister-XL28-15

- High performance in both fixed & portable drilling
- NOMO (Nitride on Margin Only) increases surface hardness & extends tool life
- Recommended for tough applications & materials including stainless steel
- Waterproof case
- 15pc 1/16"-1/2"



HSS Annual Cutters

- High speed annual cutters (M2) which features Champion's exclusive Plus 20 surface treatment
- Provides cleaner cuts
- Positive slug ejection & longer tool life
- 2" & 3" cutting depth



MFG# XLUB16

- Formulated to extend tool life & reduce chip welding
- Provides a precision finish with closer tolerances on finished work
- Clings to tools for a continuous shield against friction & heat
- Effective on stainless steel, aluminum & exotic alloys
- 17oz cutting wax



XL86 & HX80

- Designed for aligning & enlarging holes in structural steel, bridge & ship building
- Hex Shank is engineered to enable use in impact socket
- heavy duty reaming of off-size, misshapen & misaligned holes
- Hand car reamers available

HX80-13/16	Hex Car Reamer 13/16" Straight
HX80-15/16	Hex Car Reamer 15/16" Straight
HX80-1-1/16"	Hex Car Reamer 1-1/16" Straight
Twister XL28-15	Twister 15 Pc Mechanical Drill Set
US5-10	#10 HSS Jobber Drill Bit 118*
US5-11	#11 HSS Jobber Drill Bit 118*
US5-20	#20 HSS Jobber Drill Bit 118*
US5-3	#3 HSS Jobber Drill 118*
US5-42	#42 HSS Jobber Drill 118*
US5-47	#47 HSS Jobber Bit 118*
XLUB-WAX16	17oz Brute Lube Cutting Wax
XLUB-16	Brute Lube Cut & Tap Fluid 16oz
XL200P	Pilot Pins for XL200 Cutter
XL200-1	1"x2" Annular Cutter HSS
XL200-13/16	13/16"x2" Annular Cutter HSS
XL200-15/16	15/16"x2" Annular Cutter HSS
XL200-1-1/16	1-1/16"x2" Annular Cutter HSS
XL300P	Pilot Pin for XL300 Cutter
XL300-13/16	13/16"x3" Annular Cutter HSS
XL300=15/16	15/16"x3" Annular Cutter HSS
XL300-1-1/16	1-1/16"x3" Annular Cutter HSS
XL86-13/16	Hex Bridge Reamer 13/16" Spiral
XL86-15/16	Hex Bridge Reamer 15/16" Spiral
XL86-1-1/16	Hex Bridge Reamer 1-1/16 Spiral
405-F	Letter F HSS Drill 118 Bright

Grinding & Cutting Wheels



Blades



Chop Saw Blades

PFE-69846	4-1/2" x.045x7/8" Cutting for Metal Type 1
PFE-63162	4-1/2"x.045x7/8" Cutting for Metal Type27
PFE-63114	4-1/2"x3/32"x7/8"Cutting for Masonry
PFE-61038	4-1/2"x1/4"x5/8-11"Grinding for Metal
PFE-61026	4-1/2"x1/4"x7/8" Grinding for Metal
PFE-61042	6"x1/4"x5/8-11 Grinding for Metal
PFE-69865	6"x.045x7/8" Cut-off for Metal Type 1
PFE-63164	6"x.045x7/8" Cut-off for Metal Type 27
PFE-61006	7"x1/4"x5/8-11 Grinding for Metal
PFE-64014	12"x1/8x1 Blade for Metal
PFE-64012	12"x1/8x20mm Blade for Metal
PFE-64402	14"x1/8x1 Blade for Metal
PFE-64236	14"x1/8"x20mm Blade for Metal
PFE-64232	12"x1/8"x20mm Blade for Concrete
PFE-64234	12"x1/8"x1" Blade for Concrete
PFE-64016	14"x1/8"x20mm Blade for Concrete
PFE-64238	14"x1/8"x1" Blade for Concrete
PFE-64018	14"x3/16"x1" Blade for Concrete
PFE-64502	14"x3/32"x1" Chop Saw Blade



Stocking a wide range of cutting tools:

General Purpose HSS Jobber Length Drill Bits



- Fractional 1/16 to 1/2" 118 degree black
- Number Sizes for Taps

Nitro Heavy Duty Mechanic Length



- 1/16" to 1/2" with 3 milled flats
- Black and Gold Surface Treatment
- Used on Hard Metals and Stainless Steels
- Also available in Stubby Lengths

HSS Hand Taps-Plug Style

- 6-32,8-32,10-24,12-24,1/4-20 and 3/8-16
- Other sizes available upon request

Silver & Deming Bits

- 1/2" to 1-1/2" with 1/2" Shank

STORM WATER PREVENTION



Ultra-Dewatering Bag®

Contain Sediment and Oil Pumped Out During Dewatering Operations

- Retains both oil and sediment, offering a combination of benefits not available in alternative dewatering bags.
- Standard and custom sizes available.
- Accommodates up to 4" discharge hose.
- Helps comply with NPDES, 40 CFR 122.26 (1999) when used as Best Management Practices in Stormwater Pollution Prevention Plans.



Dimensions	Weight
5'x15'	20lbs
15'x15'	30lbs

CALL FOR PRICE & AVAILABILITY



Ultra-Drain Guards®

Heavy-Metal Model

Remove Heavy Metal Runoff Water at Storm Drain



#9219

Part #	Description
9219	Oil & Sediment Filter Witch Hat

Ultra-Concrete Washout Berm®

Economical Containment for Concrete Washout

- Portable solution for harmful industrial concrete sediment, paint, drywall mud, stucco and mortar
- UV resistant, 10 mil polyethylene.
- Unfolds for simple and quick set up in seconds.
- Compatible with mixer, pump trucks, and wheel barrows.
- Built-in-tie-downs allow Berm to be secured to standard wooden pallets for easier handling and transport.
- Dispose of after evaporation and job completion



Folded Berm dimensions 48" x 8' x 5'

Weight	5.0lbs (2.0 kg)
Dimensions	48" x 48" x 14' (1,219 mm x 1,219 mm x 356 mm)
Capacity	139 gal. (525 L)

Ultra-Spill Pallet Economy

Developed Specifically to Meet Tight Budgets for Spill Containment Products



- Available in 2-drum
- Applications for the all-polyethylene units include satellite waste collection and storage of virgin chemicals.
- Black color helps hide dirt and grime.
- Meets SPCC, EPA Container Storage Regulation 40 CFR 264.175 and UFC Spill Containment Regulations.

Part #	Description
2504	Ultra Spill Pallet Econ 2Drum

Silt Fence

3'x100'



Coconut Mat

27"x55'



Straw Blankets

6.75"x108'




Fiber Rolls/Logs

9"x25'

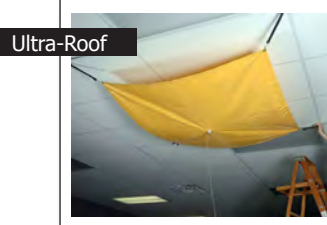


Ultra-Roof Drip Diverter®

Catch Roof Leaks and Divert them Away from Equipment, Inventory and Personnel



Ultra-Pipe



Ultra-Roof

Ultra-Pipe Drip Diverter®

Channel Pipe Leaks Away from Personnel and Machinery

#1785	5'x5' - weight 2lbs
#1794	Rubber strap kit - pk of 4
#1792	Drain hose 25'
#1793	Adjustable bungee cord



Replace Messy Hay Bales And Keep Sediment And Oil From Entering Drains And Inlets

- Two standard sizes: Part# 9292 fits up to 24" x 24" grates. Part# 9293 fits up to 4' x 6' grates.
- Taller profile helps to identify drains and catch basins in construction sites and overgrown areas.
- **Helps comply with NPDES, 40 CFR 122.26 (1999) and TMDL requirements.**



Quick installation — simply remove grate, place unit over catch basin and replace grate.

9292-O/S	Oil/Sediment Model, 36" dia.
9293-O/S	Oil/Sediment Model, 4' x 6'
Other stock sizes & custom sizes available.	



Protect Curb Inlets From Sediment-Laden Stormwater Runoff



Modular design allows units to be connected to make any length desired (3 units shown).

- Quick and easy installation.
- Modular design — build to any length.
- Units can be quickly and easily connected to form longer lengths.
- Wedge-shaped, heavy-duty foam secures unit in curb inlet.
- Woven, polypropylene material provides high flow rate — will not cause ponding or flooding.
- **Helps comply with NPDES, 40 CFR 122.26 (1999) and TMDL requirements.**

U.S. Patent Pending


9248	4" dia. x 36" L (102mm x 915mm)
9251	4" dia. x 48" L (102mm x 1,220mm)

WATERPROOFING & SEALANTS



Expanding Waterstops for Concrete Construction Joints

Voltex®



Voltex	4'x15'
Voltex DS	4'x14.5"

VOLCLAY WATERSTOP-RX®

RX 101 - 3/4" x 1"
Designed for vertical & horizontal concrete 8" thick or greater.



RX 101T - 1-1/4" x 1/2"
Reinforced trapezoidal designed for shotcrete, extreme hot weather & difficult applications.



RX 102 - 3/8" x 3/4"
Designed for vertical & horizontal concrete 5"-8" thick.



Waterstop RX Product Table


Product	Size	Shape	LN FT/ Carton
RX-101	1"x3/4"x16'x8"	Rectangle	100lf. (30.4m)
RX-101T	1-1/4" x 1/2" x 20'	Trapezoid w/ Poly Scrim Reinforcement	120lf. (36.5m)
RX-102	3/4" x 3/8"x33/4"	Half Circle	200lf. (61m)
REVOFIX	100' BOX (SOLD IN BOX ONLY)		



CETSEALTUBE

- Required for adhering/sealing RX 101 & 102 Waterstops
- Caulking Tube available in 20 foil pack for bulk tools
- One tube covers 20 LF using 1/4" bead

Swelltite®




Swelltite	125 SF Per Roll
-----------	-----------------



Swelltite®

REVOFIX

- Mechanical Attachment
- Waterstop-RX 101
- Waterstop-XP
- 30M (100LF) per Box (sold in box only)



UltraSeal®



UltraSeal BT	UltraSeal (BT) 4'x25' RL (100SP) - 30lbs
UltraSeal SP	UltraSeal (SP) 4' x 25' RL (100SP)

Coreflex®

COREFLEX	54"x50' Roll (Heat welded PVC membrane must be certified to install.)
----------	---



CALL US FOR APPROVED APPLICATORS & EXTENDED WARRANTY DETAILS



HydroShield™: Providing Peace of Mind

The industry's most comprehensive quality assurance program. With more than 60 years of waterproofing experience, CETCO has garnered worldwide recognition for quality, performance and reliability. The HydroShield Quality Assurance Program provides our customers with the peace of mind to know that your waterproofing system is installed according to specification by CETCO approved and trained applicators.

- Design Assistance
- Approved Applicator Program
- Independent Inspection
- Proven Performance
- No Dollar Limit Warranty Coverage

WATERPROOFING & SEALANTS



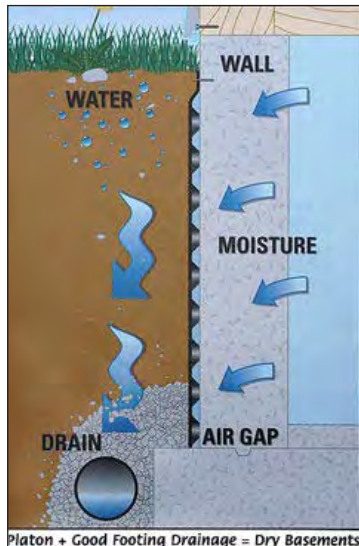
platon

Foundation Protector

Double Leakage Protection for:

- Block walls
- Poured Concrete Walls
- Permanent Wood (PWF)
- Insulated Concrete Forms
- Existing Foundations

XSM2070	6'9" Roll
XSM2440	8' Roll



NDS[™]
WE PUT WATER IN ITS PLACE

DURA SLOPE[™]

An economical alternative to traditional heavy concrete trench drain systems. Dura Slope[™] won't break like concrete if dropped, yet it's much lighter.

- Channels may be cut to any length with hand tools.
- Light weight 4ft. modular sections
- Fast and easy to assemble
- Channel sections simply snap together
- Integral re-bar supports are designed to grip #3 or #4 re-bar (3/8" - 1/2") for easier channel height adjustment during installation.
- Applications include driveways, parking areas, warehouses, loading docks, gas station entrances, and other areas for the interception and collection of surface run-off.



PRO SERIES CHANNEL DRAIN SYSTEMS

The NDS Pro Series is a lightweight Channel drain system with interlocking joints, so connections are made quickly and easily. The modular design offers flexibility as each 20" section of channel can be snapped together for longer runs or divided down to lengths as short as 4" for smaller, interlocking sections.

Lightweight parts connect easily to sewer and drain pipe and fittings or SCH 40 pipe and fittings, and side and bottom outlets can be connected anywhere along the channel run.



Moisture Control



The Phoenix Axial Air Mover



- 3000 cfm (High Speed)
- Greater air velocities than competitive products
- Focused velocities 0 to over 23.5 feet

200HT Phoenix 200 LGR Dehumidifier



- 7.5 Amps
- 140 Pints/Day at AHAM
- Multiple Ducting Options
- Ability to Perform in Temps Above 90F

The Phoenix Hepa Air Scrubber



- 2-Speed operation
- Multiple ducting options
- Built-in manometer
- Only 12 amps

SPEE-D[®] CHANNEL DRAINS

For residential and non-residential applications, the Spee-D Channel provides a quick and simple alternative to traditional concrete channels. The Spee-D Channel System snaps together easily for a smoother installation, and with channel grates available in six colors, the grate can be matched to the surrounding surfaces.

With a wider grate opening than the Micro and Mini Channels, the Spee-D Channel System has an open surface area of approximately 19.30 square inches per foot. The most popular applications for this channel include swimming pools, spas, and patios.



4028330

- 1.9 or 2.5 Amps (Low/High), 110 V
- Airflow: 3000 CFM
- Width: 19.125" x 19.5" x 15.2"

Micro Channel

- Class A
- Loads of 1-60 psi
- Recommended for pedestrians, bicycles and wheel chair traffic.
- Pool decks, sidewalks, courtyards.



QWIK-TURN[™] RADIUS COUPLING

- Achieves Arcs & Full Circles No Cutting Needed
- 0-6 Degrees of Adjustable Freedom
- 19.5" Min Centerline Radius
- Easy to Install - Snaps Together
- Works with NDS 864 Channel
- Plastic & Metal Grates Available



WATERPROOFING & SEALANTS



Mel-Rol
Self-adhering waterproofing membrane



Mel-Prime W/B
Water-based adhesive



Vocomp-20, 25 & 30
Concrete curing & sealing compound



BEM
One-component building envelope membrane



Pointing Mastic
Cold-applied sealing compound



Mel-Drain 5035
Self-adhering waterproofing membrane



PC2 or PC3 Protection Course
Regular or heavy duty. Multi-ply semi-rigid core formed between two layers of asphalt reinforced mats.



1610-White
Water-based, wax-based concrete curing compound



Mel-Rol - LM
Liquid waterproofing membrane



Hydralastic 836
Cold-applied, single-component waterproofing



Sealmastic
Dampproofing, permits moisture to escape while being water resistant



Waterproofing
Air Barrier Items
Air-Shield (peel & stick sheets)
Air-Shield Liquid Flashing
Air-Shield 6" & 9" Flashing Tape

WATERPROOFING & SEALANTS



Metacaulk®

Fire Stopping Sealant



66302	Metacaulk - 10oz 1000 Water Based
66303	Metacaulk - 30oz 1000 Water Based
66382	MC150-10oz GP Intumescent

Track-Safe



- One Size - One Side - All Applications
 - Single Sided Installation
- Friction Fit, No Fastening Required
- Provides Fire & Smoke Protection During Vertical & Lateral Drift Movement up to 100%



Fall Protection

Sealant Products

3M™ Polyurethane Sealant 540



- Bonds to a variety of materials
- Paintable
- Smoke & flame rated, 90 minute skin time

525	Polyurethane Construction Sealant (NPI)
560	Polyurethane Adhesive Sealant strong 1 component, moisture curing product
230	Crystal Clear Sealant (Clear)
860	Tartan™ Strapping Tape 860 - black tensilized polypropylene backing with a synthetic rubber resin adhesive.

3M™ Tartan™ Masking Tape 200



Utility purpose paper tape. Natural. Available in 1" x 60yd & 2" x 60yd

1160-A	3M™ Duct Tape - 1.88" x 60 yards
8087	3M™ Construction Seaming Tape
2090	Scotch-Blue™ Painter's Tape - Multi-Surface
2060	Scotch® Masking Tape for Hard to Stick



Epoxy Guns & Accessories



- 515**
- 20:1 Thrust Ratio
 - Built-in Static Mixer Cutter
 - Cartridge Retaining Bars



- 750-XSP**
- 26:1 Thrust Ratio
 - Extra Durable Heated Treated Piston Rod
 - Side by Side Epoxy Applicator



- 250**
- 18:1 Thrust Ratio
 - 1/10 Gallon Industrial Smooth Rod Caulking Gun w/ Revolving Barrel
 - Zinc Alloy Handle



- A-Slick-1**
- Caulking Tool Finishing Set-Includes 3" Tapered & 3",4",8" Straight Stainless "Spatula" Style Blades



- SPT-3PT**
- Offset Spatula Finishing Tool - 3" Long & 1/2" Wide



- PC-58 (Green)**
PC-620 (Yellow)
- Plastic Tapered Nosecones

215	Quart Ratchet Caulk Gun
624	Bulk Gun
KIT-924	Kit Includes Case & 24oz Bulk Sausage Tool



VersaFlex
INCORPORATED

SL75NOPIG600	SL 75 Cartridges - No Pigment
SL75RYNO600	SL 75 Cartridges - Ryno Gray
SL75XNOZZ	SL 75 Nozzles
SL7510GLNOPIG	SL 75 10 Gallon Units - No Pigment

Joint Filler & Repair

VersaFlex SL/75 is a self-leveling, 100% solids, flexible, 2 component, rapid curing polyurea elastomer joint filler. Designed for 10-15% movement of installed joint width.

- 100% Solids
- Flexible-460-500% Elongation
- Remains Flexible in Cold
- Odorless - No Toxic Vapors
- USDA/FSIS/CSA Approved
- CFIA Approved



Concrete Mender



- Ultra Low Viscosity in Neat Configuration Will Penetrate Concrete for Permanent Bond
- Cures in 30 Minutes for Quick Open to Traffic
- Will Cure at -30°F.
- Cure Time Will Be Extended at Lower Temperatures
- Mixed with Industrial Quartz Sand will Make a Durable Polymer Concrete



PNEUMATICS



Framing Nailer Clip Head #SN890CH2/34



- Light weight - only 7.1lbs
- Anti-Double fire mechanism
- Maintenance free end cap filter
- Dial adjustable depth control
- Trigger lock lever
- Open nose for easy jam clearance

Cordless Concrete / Steel Pinner #GS732C



- Adjustable depth control
- Super powerful cordless tool
- Shoots 2 1/2" deep track
- High sieve stainless mesh filters
- Easy jam clearance mechanism
- Light trigger pull force
- LED tool service indicator
- Optional Magazines available - GN80208 1 1/2" long - GN80206 1 1/2" short
- 800 Pins + Fuel Cell Box

SuperSider #CN565S



- Anti-Double fire mechanism
- Maintenance free end cap filter
- Easy twist adjustable deflector
- Dial adjustable depth control
- Trigger lock lever
- No-mar contact tip

Sheathing Super Stapler #TA551A/16-11



- Rapid fire trigger valve
- Maintenance free end cap filter
- Easy jam clearance system
- Trigger lock lever
- Unique 3-tooth driver blade
- Adjustable depth control

Concrete Nailer #HN120



- Extremely powerful, replacing power tool
- Sequential fire trigger valve
- Unique tangle free swivel air fitting
- Comes with plastic carrying case
- Trigger lock lever
- Comfortable rubber grip

Powerlite High Pressure Compressor



- Lightweight
- DC Brushless motor inverter
- High pressure air tank 500psi
- Easy drain lever
- 4 Air-outlets provide flexibility
- 2 for high & 2 for regular pressures
- Works with High Pressure Air Hose options: KH100ft / KH50ft



Bulk Hand Drive Nails - 5lb / 50lb

8HGCUT	8D Cut Nail HDG (5# / 50#)
8CN	Cut Nail-Non Plated (5# / 50#)
N8LL	8D Coated Sinker (5# / 50#)
N16LL	16D Vinyl Coated Sinkers (5# / 50#)
GC1	1" Plastic Cap Nail (2M)
GC112	1-1/2" Plastic Cap Nail (2M)
112HGJST	1-1/2" Joist Hanger Nail HDG (5# / 50#)
134EGRFG	1-3/4" Roofing Nail EG (50#)
Other sizes stock or available upon request	



Made in the USA



J780-HC4V Hand Carry	2HP 4GALLON 4.1cfm @ 100psi
J103E15-9P Wheelbarrow	1.5HP 9GALLON Dual Control-7cfm @100psi

Twin Tank-Flat Free Tires

Various Gas Version Available

Grip-Rite Blue Poly Hose



Grip-Rite Premium Grey Rubber Air Hose with Fittings

GRPRB1450C	1/4"X50ft	GRPU1425C	1/4"X25ft with fittings
GRPRB1410C	1/4"X100ft	GRPU14100C	1/4"X100ft with fittings
GRPRB3850C	3/8"X50ft	GRPRB3850C	3/8"X50ft - available
GRPRB3810C	3/8"X100ft	GRPRB3810C	3/8"X100ft - available



"Black Paper" Roofing Staples

PNEUMATICS



For over 75 years, professional contractors, remodelers and specialty tradesmen servicing the residential construction market have relied on Paslode products to drive worksite efficiency, customer satisfaction and business results. As the pioneer of fuel product cordless tool technology and fastener technology, Paslode continues to deliver a broad range of performance-proven, high-quality fastening solutions now available at Jobsite Supply.

We are excited to increase our inventory and make these products available to you.

CORDLESS FRAMING SYSTEM



**Cordless
CF325XP
Lithium-Ion
30° Framing
Nailer**

- Compact design works between studs, joists and roof trusses
- Offers up to 9,000 nails per charge for improved performance
- Lightweight to improve user comfort and handling



**18 GA. CORDLESS
LI-ION BRAD NAILER**

- Made to fit where others can't – Reach directly into tighter spaces
- Consistent – Drive each nail flush into all trim for high quality craftsmanship
- Lightweight – The lightest Cordless Brad Nailer on the market for reduced fatigue and increased productivity

**16-Gauge Strip Nailer
T250S 2.5"**



**Finish Nailer -
Angle Finish
#902400**



**Paslode 515000 F-350P
120 PSI PowerMaster
Pro 30 Deg. Framing
Nailer**



**Cap Stapler
#502575**

**Positive Placement Nailer
#502300**



PNEUMATICS



The **next generation** of framing nails from Paslode.

Now with even **better drive performance** and **tighter holding power**.
RounDrive® 30° Paper Tape Brite Framing Nails

Introducing the latest, innovative generation of framing nails. RounDrive® nails now feature a unique shank design, which creates increased surface contact and consistent coating coverage, delivering:

Improved Drive Performance:

- Consistently sinks nails into the toughest lumber so there's less hammering after the fact and increased productivity
- Independently proven to improve fastener penetration rates by up to 40%

Tight Holding Power:

- New design bonds with wood fibers, increasing holding power
- Fastening is more secure, giving confidence and peace of mind in quality


Building Code Approved:

- Product meets all building code requirements for smooth shank framing nails. Approved per ICC ES-3072

Framing Nail Fuel Packs



PAS650566	3"x.131	BB	3.0M 3 Fuel Cells
PAS650565	2-3/8"x.113	RS	3.0M 3 Fuel Cells
PAS650526	2-3/8"x.113	RS HDG	1.0M 1 Fuel Cell
PAS650527	3"x.120	RS HDG	1.0M 1 Fuel Cell



Offers great benefits.

- Rigid and compact strips are durable and easy to handle
- Reinforced nail heads for tighter spacing and better drive performance
- Same number of nails per strip - less reloading

tetraGRIP™

Four Good Reasons

Construction quality, customer satisfaction - and profits - make the Paslode TetraGrip Subfloor Fastener standard issue on your jobsites.

- Proven to eliminate subfloor nail squeaks
- Reduces costs due to warranty repairs
- Increases productivity on the jobsite
- Raises homeowner satisfaction



Holding Power

The new Paslode Subfloor Fastening System drives as fast as a nail and has the holding power of a screw.*



**Hardie Nail
Studless Siding Fastener
Installs faster**

No marking studs • Fewer cuts • Less waste

Securely fastens fiber cement siding directly to OSB sheathing, fastening to stud no required.

**DRIVES LIKE A NAIL.
HOLDS LIKE A SCREW.™**

Paslode Subfloor Fastening System

The new Paslode TetraGrip subfloor fastener issued with the new subfloor air nailer (PF237C) to get maximum performance combined with superior productivity.

*As compared to #8, 2" standard screw.

MASONRY SUPPLIES



Blueboard & Other DOW Products

DOW Cavitymate™ Ultra

Moisture resistant, durable & lightweight extruded polystyrene foam specifically designed for use in wet cavity wall environments. High R value of 5.6 per inch with a comprehensive strength of 25 psi. Ultra has a unique, patented carbon black technology.




DOW Styrofoam™ SM/SB

Styrofoam™ Brand Scoreboard Insulation has a high density, smooth extruded skin & square edges on four sides so it fits snugly against framing. It is scored longitudinally on 16"x24" centers.



DOW Cavitymate™



163458	Dow W. Mate 9x100' Housewrap
1404	Dow 3"x4'x8' Blueboard Scored
1578	Dow 2"x4'x8' Blue Board Scored
263104	1/4"x2'x4' Fanfold - 200SF BDL
AF12	1/2" Blue Perimeter Insulation
D11248U	1-1/2"x4'x8' Blue Utility Scored
D148U	1"x4'x8' Blue Utility Fit Scored
D228HILOAD60	2"x4'x8' Hiloal 60 DOW
D248HILOAD40	2"x4'x8' Sheets Hiloal 40 INSU
D248U	2"x4'x8' Blue Utility Fit Scored



Masonry Anchors


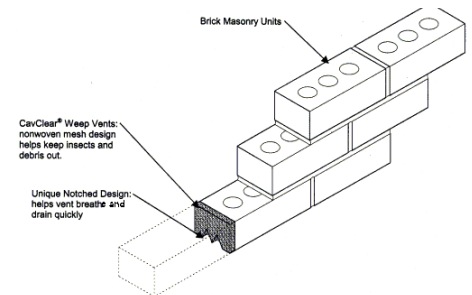
Pos-I-Tie Veneer Anchors

Stone & Masonry Anchors

Concrete Anchors



Drainage Systems



Insulation Tape



• Extra Toggle Pins



• Extra Coupling Pins



• Base Plate



• Swivel Caster w/ Bracket



• Rolling Tower



• Adjusting Screw



• Scaffold Brace



• Extra Spring Clips for Coupler

• Aluminum/Plywood Walkboards




1001	GR7 Guard Rail 7'
1004	GR5 Guard Rail 5'
3004	B7H48 7'x48" Cross Brace
6010	1/2" Scaffold Wing Nut
23001	C-LJR 1.69 Level Jack Rigid
26012	C-CP81.69 8" Plastic Caster
35021	SH1 19x7 Aluminum/Plywood Walkboard
BP1	Base Plate for Scaffold (1.9")
CP	Coupling Pin - Scaffold
SP-P6	Walk Plank - Alum & Wood
10002-01ASSY	5'x5' Step Frame w/ Rivet/COLLR
16001-01ASSY	Open End Frame w/ Rivet/COLLR
20060-01	C-GRP4D 1.69 Guard Rail Post
25001-02	C-OR 1.69 Outrigger 30"
27027-01	C-SB20H 1.69 Side Bracket 20"

Safeway Compatible

MASONRY SUPPLIES



- Masonry Joint Reinforcement
- Ladder Joint Reinforcement
- Seismic Reinforcement Systems
- Truss Joint Reinforcement
- Moisture Control Systems (Flashing)
- Air & Vapor Barriers
- Flashing/Weeps/Drainage
- Masonry & Concrete Accessories
- (Bearing Pads, Rebar Positioners,
- Expansion Joints/Control Joints
- Anchors & Ties (Masonry & Stone)



RS-TEE	2-5/8" X 48" RUBBER TEE
VS-TEE	2-5/8" X 48" PVC TEE
VS-STANDARD	2-5/8" X 48" STANDARD PVC TEE

X-SEAL ANCHOR



X-SEAL TAPE



341 SERIES ROUND PLASTIC WEEP HOLES

341 Series Round Plastic Weep Holes provide an outlet for water inside a building to move outside the wall & evaporate, they are manufactured from Medium Density Polyethylene

343 WEEP HOLE

343 Weep Hole features louvers configured to direct the passage of water from the wall cavity to outside of building while inhibiting reverse passage of water.



QV - Quadro Vent™



QV-Quadro-Vent's honeycomb design allows passage of moisture from cavity to the building exterior while restricting ingress of insects and other debris.

- Quadro-Vent™ allows passage of moisture up to its 2 1/2" height, important in the event of mortar droppings at bottom of the cavity
- Polypropylene tested in conformance with ASTM D2240, D790B, D638 and D1238B
- Also suitable for top of wall venting

X-SEAL	ADHESIVE BACK MOISTURE TAPE
QUADRO-VENT	GRAY CORRUGATED BRICK VENT (JUMBO)
QUADRO-VENT	CLR CORUGATED BRICK VENT (STANDARD)



PROSOCO
WE'VE GOT GREAT CHEMISTRY



- 10020-01GALC Sure Klean 600 1 Gal
- 10020-05GAL Sure Klean 600 5 Gal
- 10030-01GALC Vana Trol 1 Gal
- 46015-01GALC Cleaner Degreaser 1 Gal
- 55006-01GALC Oil & Grease Stain Remover 1 Gal
- 70400-20OZ SA Fast Flash 20 oz

Concrete Repair Restoration



MM80 Type N	Mortar Mix - 80lb Bag (42/skid) - 750psi & less
MM80 Type S	Mortar Mix - 80lb Bag (42/skid) - Stronger - 1750 & less
SCM90	Concrete Mix - 80lb Bag (42/skid) ASTM C-387
SPS75	Play Sand / GP - 50lb Bag (56/skid) Wet
SSM80	Sand Mix - 80lb Bag (42/skid) - Repair Product

MASONRY SUPPLIES

Mortar Net[®]
USA LTD.

Residential **HouseNet**[®]
by Mortar Net

TOTALFLASH
CAVITY-WALL DRAINAGE SYSTEM
by Mortar Net USA, Ltd.

BLOK-FLASH
by Mortar Net USA

BLOCKNET
by Mortar Net

Weep Hole
BrickVent™ Weeps & Ventilates

MortarNet
Mortar Droppings
Insect Barrier
WeepVent

BLOCK-FLASH	EXTERIOR FLASHING PAN
BRICK-VENT	MOISTURE CONTROL SYSTEM
MORTAR-NET1	1" MORTAR NET
MORTAR-NET2	2" MORTAR NET
MORTAR-BREAK2	MORTAR BREAK II

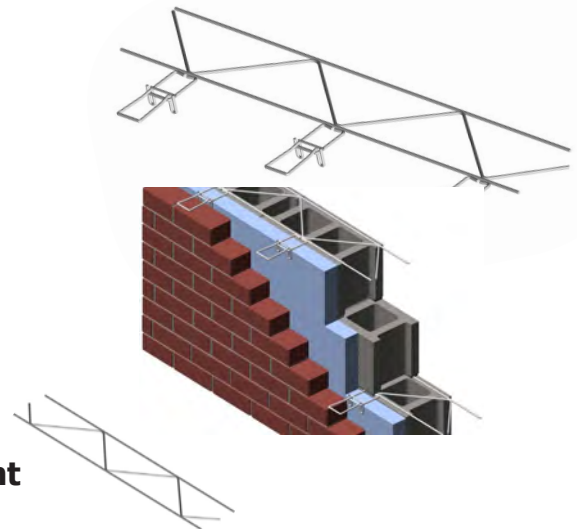
DASCO PRO
Forging Ahead

Masonry & Brick Chisels

Ladder Wires

Level Eye Ladder Hook & Eye

- Ladder Style Adjustable Joint Reinforcement with "Lollipop" style Eyelets & Pintles.
- Eyes are double welded on to side wires to provide maximum strength & durability.
- Level Eyes make it easier to maintain 3/8" mortar joint.
- Eliminates weld points that are too thick.



Truss 2 Wire Mesh Reinforcement



- 16" O.C. Truss design positions cross rods on web of block to allow core clearance.
- Simplifies rebar installation; centering utilizes strength of grout.
- Allows unrestricted flow of grout or loose fill insulation into CMU cells.
- Improves resistance to shrinkage cracking.

Stainless Steel Stone Anchors



cendrex

Odd size doors faster!

INTRODUCING THE NEW REVOLUTIONARY CTA ADJUSTABLE DOOR

- Reduce installation time by 90%
- No tools required if cut-out opening already exists
- No additional installation components required
- No need to box in (frame) the wall or ceiling
- Virtually anyone can install this product
- Door magnetically secures in place (4 magnets, 1 per corner)
- Adjusts to 1.5" in width and height to fit various opening sizes
- High quality white powder coat primer



AHD General Purpose Access Doors	
AHD 1616	16in. x 16in.
AHD 1818	18in. x 18in.
AHD 2424	24in. x 24in.
AHD 2436	24in. x 36in.
CTR 1616	16in x 16in CTR Access Door w/ Hidden Flange
CTR 1818	18in x 18in CTR Access Door w/ Hidden Flange
CTR 2424	24in x 24in CTR Access Door w/ Hidden Flange

CRICK
MADE IN USA

24010	24" Level
48010	48" Level

EZ GROUT[®]

EXPERIENCE THE
EZ GROUT[®] ADVANTAGE

MASONRY SUPPLIES



BL147
MSN Adjustable Line Stretche

- Adjustable from 4in to 12in line stret
- Work on various size blocks from 4"
- 2 popular styles to chose from

10397
5PK Replacement
Scraper Blades 8"



BL156
Snap-Over Line Twigs/
Trigs 14/PK



BL348
MSN 4-1/4" Tenite
Line Blocks



BL255
16oz Bricklayer
Hammer



BL526
This red handle util-
ity brush is a must
for any professional.
Long wearing, white
tampico fibers can
be used on masonry,
brick, tile & stone.




BL210
MSN Skate Wheel
Joint Raker



Brick Hammer
BL152
32oz Brick Hammer
BL155
24oz Brick Hammer

Bonded Braided Nylon Line
BC354 - G/B
BC352 - W/B
Bright flourescent ultra strong
bonded line. Special bonding
process adds extra abrasion
& alkali resistance.



BL343
Kraft Line
Stretcher

BL341	Line Stretcher
BL470	Line Stretcher



PL510Q
Kraft Drywall
Hawk

Yellow Brick Tong
BC380
Heavy-duty quick
adjustable tong
(6-10 bricks)



"The Original" Hubbard Jointer
BL280
Jointer w/ 1/2", 5/8", 3/4", 7/8"
Blades



**BL167 Lufkin Wood
Spacing Rule**



BL260
3/8"x1/2" Brick Jointer

BL262	5/8"x3/4"
BL264	3/4"x7/8"



DC-809
32oz (2#)
Rubber Mallet

**Cone Shaped
Heavy Duty Vinyl
Grout Bag**
WL013
10-1/2"x24" Large



Finger Tape
504-029
1"x30 yd
Green



BC492
Polyethylene
Mortar Pan
30"x30"



GG393
Kraft T-Handle
Scraper



Mortar Stand
BC293
Use on scaffold or ground.
made from tubular steel,
30" tall or 19" laying on
side.



London Pattern Brick Trowels



- Meticulously hand crafted with a special tool steel
- Blades are forged and perfectly heat tempered
- The blade, ferrule and tang are bound as one piece

RO 116-11	Wood Handle
RO 1416-11	Plastic Handle
RO 316-11	Leather Handle

We Carry Marshalltown's Full
Masonry Line Including...



16499
LS24 Line
Stretcher



12507	TH210B 10" Scraper Blade
-------	--------------------------

Grout Grunt II

New & Improved!

- Higher Capacity • Faster Pours
- Easy to Clean • Light-weight
- Rugged Durability • 1/2 Yard Capacity



**Scoop
- Pass -
Pour!**



MASONRY SUPPLIES



K760 Cut-Off Saw

K-760
Cut-Off Saw, 2-Cycle Gasoline, Wet/Dry Cut



- 1" Arbor
- Wet / Dry Cut
- 14" Blade Diameter
- 37oz Fuel Tank Capacity
- 5" Depth of Cut
- Active Air Filtration
- Dust Sealed Starter

- Applications Include:
- Adjustment to openings
 - Blocks, curbstones and pavers
 - Cast concrete
 - Deep cutting
 - Floors and walls
 - Grooves



TS 420 Cut-Off Saw

TS420 STIHL Cutquik®



The TS 420 is so popular, it could possibly be called "the standard" to which other cut-off machines are compared. Users like it because it is compact, lightweight, reliable and proves itself day in and day out, all day long. The TS 420 features all the high-performance features of the TS 410 – including an X2 air filtration system for a clean and smooth-running engine and virtually maintenance-free filters. With the added benefit of a 14" cutting wheel, it will handle cuts up to 4.9 inches in depth. This cut-off machine backs up its larger cutting capacity with a ton of usability features.



Mortar Mixers



AS170

The AS170 offers extreme levels of precision, accuracy and control allowing the tool to be used for a wide range of applications from heritage masonry work to electrical installations.



AS170

- Applications Include:
- Tuckpointing
 - Brick Removal
 - Repairing Brick Walls
 - Lintel Repairs
 - Cutting Cement Block
 - House Repairs & Repointing
 - Toothing Brickwork
 - Chimney Repairs
 - Expansion Joints
 - Historical Restorations and more...



WM70P

- 7 Cu. Ft. Poly Drum
- Capacity: 1-1/2" to 2-1/2 Bags
- 8HP Honda Engine
- Manual Dump



WM120SHH

- 12 Cu. Ft. Steel Drum w/ Coupler
- Capacity: 3-1/2" to 4 bags
- 11HP Honda Engine
- Cast Iron Paddle Arms



MP Series Masonry Saws



All MP Masonry Saws Available!

FASTENERS & HARDWARE



SET-XP® Adhesive



Set XP - 22oz PART# SETXP22
Set XP - 56oz PART# SETXP56

SET-XP® epoxy anchoring adhesive is a high-strength formula for anchoring and doweling in cracked and uncracked concrete and masonry applications. It is a two-part system with the resin and hardener being simultaneously dispensed and mixed through the mixing nozzle.

- Suitable for use under static & seismic loading conditions
 - Curing Schedule Below

Base Material Temperature		Cure Time (hrs.)
°F	°C	
50	10	72
60	16	48
70	21	24
90	32	24
110	43	24


ET-HP® Anchoring Adhesive



ET-HP® 22 oz
PART# ETHP22

ET-HP® is a two-component, high-solids epoxy system for use as a high-strength, non-shrink anchor grouting material. Resin and hardener are dispensed and mixed simultaneously through the mixing nozzle.

- Suitable for use under static and seismic loading conditions in cracked and uncracked concrete
- Easy hole - cleaning procedure - no power brushing required
- When properly mixed, adhesive will be uniform gray color
- Made in the USA



CRACK-PAC® FLEX-H2O™ Kit



Flex H20 Crack Repair Kit
PART# CPH09KT

The kit includes everything needed to pressure inject approximately 8 lineal feet of cracks:

- 2 Crack-Pac Flex-H2O cartridge/nozzle sets
- 12 E-Z-Click™ Injection Ports
- 2 E-Z-Click™ Injection Fittings with 12" tubing
- 1 pint of paste-over epoxy (8 oz. of resin + 8 oz. of hardener)
- 4 disposable wood paste-over applicators
- 1 pair latex gloves

AT High-Strength Anchoring Adhesive

AT Acrylic Based Anchoring Adhesive
PART# AT13



PART# AT30

AT is a two-component, high solids, 10:1 ratio, acrylic-based adhesive for use as a high strength, anchor-grouting material. Formulated for use in all types of weather. AT is designed to dispense easily and cure at temperatures down to 0 degreesF. Resin and initiator are dispensed and mixed simultaneously through the mixing nozzle.

TITEN HD ANCHOR

Serrated teeth on the tip of the Titen HD Anchor facilitate cutting and reduce installation torque.



Quality Construction Fasteners
www.daggerz.com

<p>HEX WASHER HEAD SELF DRILL ZINC, CTD 410SS AND 305SS #6 to #14 In Diameter Up to 8" Length</p>	<p>HEX WASHER HEAD SELF DRILL W/NEO COATED AND 410SS #8 to #14 In Diameter Up to 8" Length</p>	<p>FLANGE HEAD RUBBER WASHER SELF DRILL COATED #10 to #14 In Diameter Up to 2" Length</p>	<p>PHILLIPS PAN HEAD SELF DRILL ZINC AND 410 #6 to #14 In Diameter Up to 3" Length</p>
<p>PHILLIPS FLAT HEAD SELF DRILL COATED WITH WINGS #12 to #14 In Diameter Up to 3 3/4" Length</p>	<p>HEX WASHER HEAD SELF DRILL COATED #1 STITCH AND W/NEO #14 Diameter 7/8" Length</p>	<p>HEX WASHER HEAD SELF DRILL #5 POINT CTD AND 410SS #12 to #14 In Diameter Up to 8" Length</p>	<p>HEX WASHER HEAD SELF DRILL #5 POINT W/NEO CTD AND 410SS #12 to #14 In Diameter Up to 8" Length</p>
<p>DRYWALL SELF DRILL PHILLIPS BUGLE PHOSPHATE AND ZINC</p>	<p>CEMENT BOARD CTD PHILLIPS WAFER SPADE AND SELF DRILL</p>	<p>MODIFIED TRUSS WAFER SHARP ZINC AND 302SS</p>	<p>MODIFIED TRUSS WAFER SELF DRILL ZINC AND 410SS</p>

Part #	Description
THDA62500H	TITEN HD 3/4"X7" ANCHOR
THDT75600H	TITEN HD 5/8X5 ANCHOR
THD50500H	TITEN HD 3/4X6 ANCHOR
THD50600H	TITEN HD 1/2X5 ANCHOR
THD50800H	TITEN HD 1/2X6 ANCHOR
THD62600H	TITEN HD 1/2X8 ANCHOR
THD75500H	TITEN HD 5/8X6 ANCHOR
THD75700H	TITEN HD 3/4X5 ANCHOR

Threaded Rods

We Stock & Cut Threaded Rod

JOB SITE PROTECTION

Work Wear



Rain Gear

- Full cut sizes to fit over clothing
- Constructed with heavy weight PVC
- Jacket, bib pants, detachable hood
- CLS 3 Available

Slush Boot

- Fits over most work shoes & boots
- High chemical resistance
- 5 buckle available in most sizes



5-Buckle Boot

- Slush Boot has no right/no left for a no hassle design
- Sizes Available: 8-16
- Rubber soles



Knee Pads

- G340 - Gel Pro with Velcro
- G351 Gel Pro with Snaps



Dust Control

CONTROLS DUST INSTALLS IN MINUTES!

- Floor Finishing
 - Painting
 - Demolition
- Window Installation



Dustless® Wet/Dry Vacuum 16003 - 16 GAL

- Better than a shop vacuum
- Switch from wet to dry vacuuming without changing filters
- Designed specifically to capture extra fine dust
- Excellent for drywall, concrete, stone & fiberglass



Dustless® HEPA Vacuum 16006

- Certified to meet EPA Lead-Safe standards
- Switch between wet & dry without stopping
- Interior baffle/wall keeps the HEPA filter dry at all times
- Captures particles down to 0.3 micron
- Maintains suction after ingesting 40lbs of fine dust



13001	Filter Pack Wet/Dry Dustless
13141	Pre-Filter Bag Pack of 2 Dustless
13201	Dustless Hepa Replacement Filter 16006
13301	Dustless Hepa Filter Cover
14172	Y Connector 2" Dustless
14291	25' x 1-1/2" Hose Dustless



Protective Work Gloves



G-Tek 3GX ANSI Level 3
19-D310 L-XL
• Poly Coated

G-Tek Maxiflex Endurance

34-845
• Foam Nitrile Dotted Palm




Nitrile Glove Gray Dip
34-225 M-L-XL

34-800	G-Tek Maxifoam- M-L-XL
95-809	Brown Jersey Glove
34-874	G-Tek Maxiflex Ultimate (S-XL)
19D-622	Great White Cut ANSI Level 2 - L-XL
19-D330	G-Tek 3GK ANSI Level 4 - L-XL-XXL



Internal Chutes
External Chutes
DURAFLAT™

DURACHUTE™
Linen Chute
Trash Chute



THE ORIGINAL WET/DRY VAC

Wet/Dry Vacuum Cleaner

962-1200

- 12-Gallon
- 5HP wet/dry vacuum built for jobsite or garage
- Single-stage bypass motor with super quiet operation
- 3-Level filtration system
- Cartridge Filter: 903-04
- Dust Bags, 12GL (3/pk): 906-62
- Hepa Filter: 90340



JOBSITE PROTECTION



Floor Protection

Builder Board



38"x100' Heavy Duty Floor Protection

- 38" x 100'
- 48Mil Thick
- 100% Recyclable
- Heavy Duty Construction Board For Temporary Surface Protection
- Water Shield
- Lead Points



- Allows Moisture And Vapors To Escape For Curing
- Non-Staining
- Re-Usable

JobsiteSupply.com

Step n' Peel Clean Mat



Step n' Peel Clean Mat is a polyethylene film mat with a tacky surface to remove dust & dirt from footwear. This unique product features a sturdy, reusable platform constructed of rigid polystyrene, available with a nonskid backing that holds it securely to floor surfaces such as carpeting, tile, concrete etc.

DG 30 W	25" x 30"
---------	-----------



Carpet Shield



Carpet Shield Clear, self-adhering film protects all types of carpeting for up to 30 days without leaving any adhesive residue. Highly resistant to tears or punctures. Ideal for remodeling, painting & moving. Helps minimize clean-up time and damage. (Rev Wound)

CS24200L	Carpet Shield 3MIL 24"x200'
CS 30200	Carpet Shield 30" x 200' 3MIL
CS 36200	Carpet Shield 36" x 200' 3MIL

Clean Mats



Clean Mats are a polyethylene film mat with a tacky surface that removes dust & dirt from footwear & prevents it from being tracked throughout the work area. Each mat contains 30 sheets which are tabbed for easy removal of each layer. Stays firmly in place & is easy to dispose of. Adhesive Backed.

CM2436B4	Clean Mat 24 x 36" Blue 30 Sheets
CM3636B4	Clean Mat 36 x 36" Blue 30 Sheets

Plastic Shoe Covers



Plastic Shoe Covers are the perfect choice for protection from mud, moisture, scuffs & heel marks. Show your customers that you care by wearing these waterproof, disposable shoe covers.

SC3001PB	Shoe Cover Disposable 10PR/BG
----------	-------------------------------

PUT YOUR LOGO ON SURFACE SHIELD PRODUCTS



ADDITIONAL ITEMS

DSPR02	Dust Shield Pro Pole 12' 2/PK
FS24200	Floor Shield 24" x 200' Clear
PS3250	Pro Shield 32" x 50' Gray 3 MIL
QS9100	Quick Shield 9" x 100' Roll
W3C24600	Window Shield 24" x 600' MED DUT
ZU02	Dust Shield Zipper 2PK 3" x 7' - Blue

JOB SITE PROTECTION



EZ SAFETY STRAP KIT

This self contained strapping system weighs only 17 lbs. and packs the power of steel strapping but with the portability of a lunch box. Safely strap-up jobsite materials for transport with nearly 3000 lbs. of breaking strength.

Features & Benefits

- Coil weighs 1/4 the weight of steel strap coils.
- Reduced failure rate compared to steel strap.
- Ease of disposal.
- Will not rust, stain or damage product.
- Virtually eliminates worker comp issues related to back injuries or skin lacerations.
- Strap stays tight and does not loosen.
- Ability to retension strap and reuse strap.
- Polyester strap shrinks or expands with loads.



1 coil by 250'
1 box of heavy duty buckles
1 ratchet tensioner
1 instruction sheet
1 tool box



EZ-SK

DF-1



Forklift Mounted Dispenser



M370

ORS1100

RBT1000



Round Bundle Tensioner

MT1



Leverage Tensioning Bar

PLT



Pallet Feeder Tool



SB Strap Bean Bag

5/8" = 1120 lb. Break	5/8" 16 mm
5/8" = 1350 lb. Break	3/4" 19 mm
5/8" = 2200 lb. Break	3/4" 19 mm-HD .177
3/4" = 2200 lb. Break	1" 25 mm
3/4" = 2600 lb. Break	1 1/4" 32 mm
3/4" = 2900 lb. Break	1 1/2" 38 mm
1 1/4" = 4200 lb. Break	
1 1/2" = 5200 lb. Break	

BREAK STRENGTHS ARE NOMINAL

2700-34	3/4" Orange Polystrap 1650 ft.
2700-34-250	3/4" Polystrap 250 ft. Roll

JOB SITE PROTECTION

Rotomolded Tilt Trucks

- Manufactured with traditional rotational molding technology
- Easy to handle and maneuver
- Forkliftable model fully compatible with forlifts and many automated lifters
- Towable/Trainable models with pneumatic wheels for smooth movement over a variety of surfaces (5 mph maximum)



Rotational Molded Tilt Trucks

Part No.	Usage Type	Size	Capacity
130400BLA	Utility Duty (RM)	1/2 cu yd	450 lb.
130500BLA	Standard Duty (RM)	1/2 cu yd	850 lb.
131400BLA	Utility Duty (RM)	1 cu yd	850 lb.
131500BLA	Standard Duty (RM)	1 cu yd	1,250 lb.

Structural Foam Tilt Trucks

- Durability of modern structural foam technology
- Ergonomic "steering wheel" handle for better handling
- Non-marking casters (1011, 9T15 only)
- Fits through standard commercial doorways and onto elevators easily
- Optional hinged domed lid available
- Available in 1/2, 3/4 and 1 cu yd sizes



Structural Foam Tilt Trucks

Part No.	Usage Type	Size	Capacity
9T1400BLA	Standard Duty	1/2 cu yd	850 lb.
101100BLA	Utility Duty	3/4 cu yd	600 lb.
9T1500BLA	Standard Duty	1 cu yd	1,250 lb.
131700BLA	Lid for 9T1500BLA		

BRUTE® Round Containers & Lids

- All-plastic, professional-grade construction will not rust, chip, or peel and resists dents
- Strong, snap-on lids provide secure, stable stacking
- Gray, white, and yellow are USDA Meat & Poultry Equipment Group Listed and assist in complying with HACCP guidelines



BRUTE® Round Containers & Lids

Part No.	Description
263200GRAY	BRUTE® Container without Lid - 32 gallon
264300GRAY	BRUTE® Container without Lid - 44 gallon
265400GRAY	Lid for 2655 BRUTE® Container
265500GRAY	BRUTE® Container without Lid - 44 gallon
264000BLA	BRUTE® Dolly for 2632, 2643, FG2655 Containers
265000BLA	Universal drum dolly for 2655

Contractor Wheelbarrow

- All-plastic, seamless pan resists leaking and cracking
- Long-lasting hardwood handles for added handling strength and sure movement



Part No. Dimensions

565861BLA	27-1/2" height, 60" length, 27" width
-----------	---------------------------------------

Heavy-Duty Utility Carts

- Versatile accessories include full and half extension drawers, pneumatic wheels, and bins and hooks
- 500 pound capacity
- Black finish
- Ergonomically designed handle



Part No. Description Dimensions

450088BLA	2-shelf utility cart	39-1/4" l x 17-1/8" w x 33-1/4" h
452088BLA	2-shelf utility cart	45-1/4" l x 25-7/8" w x 33-1/4" h



Corrugate Washout

945-123404

4'x4'x14" Corrugate Washout

Concrete Washouts

- Outpak Washout is a universal portable washout for concrete, stucco, mortar, paint, drywall mud & more
- Compliant
- Highly portable
- Easy setup & removal



Contractor Clean-Up Bags



42 Gallon Contractor Clean-Up Bags HK42020B

- 3 Mil Thick
- 20 Per Box
- Twist Tie Closure

Sweeping Compounds

10133500

50# Wax Based Sweeping Compound

SC

100# Oil Sweeping Compound



EVERYDAY SUPPLIES



Southwire®

Outdoor Extension Cords

- Clear molded plugs with power-indicator light in female end
- Reinforced blades help prevent accidental bending or breaking
- UL listed / CSA Certified / Meets OSHA requirements for outdoor use
- Other color combinations available!



025490052	12/3 100' Green/Yellow
025490077	12/3 100' Pink/Green
02548USA1	12/3 50' Red/White/Blue
025449USA1	12/3 100' Red/White/Blue

05984 & 05985

- 15A/125V NEMA 5-15 Yellow Vinyl Male Plug & Female Connector



02588

- 12/3 SJTW Yellow Vinyl Extension Cord w/ Lighted End



02589

- 12/3 SJTW Yellow Vinyl Extension Cord w/ Lighted End



02832

- 12/3 2ft. SJTW Right Angle GFCI w/ Tri-Source



L-33

- 500W Heavy Duty Hand-Held Halogen



Batteries



01912	EN22 Industrial 9V Battery
01919	EN91 Industrial AA Battery
01920	EN92 Industrial AAA Battery
01921	EN93 Industrial C Battery
01922	EN95 Industrial D Battery
05543	Duracell Industrial 6V Battery

Flashlights & Headlights

TUF2AAPE

- Flashlight LED 2AA w/ Battery Pouch



TUF2DPE

- Flashlight 2D LED w/BAT

TUFHD31PE

- Head Light 4LED Tufcase



TUF4D1E

- Hardcase 4D Lantern w/ BAT



SYNTHETIC SLINGS

Nylon Lifting Slings



EE2-802-10	2"X10' Nylon Sling
EE2-802-12	2"X12' Nylon Sling
EE2-802-14	2"X14' Nylon Sling
EE2-802-16	2"X16' Nylon Sling
EE2-802-20	2"X20' Nylon Sling
EE2-802-6	2"X6' Nylon Sling
EE2-801-10	Endless Sling 1"X10'



Multi-Purpose



10000	WD40 Trigger Sprayer for Bulk Product
10152	WD40 11oz Aerosol Spray w/ Smart Straw
287995	WD40 1 Gallon Unit



RDU2020

RM Series 2 Watt UHF

- 2 Watts of power
- 4 Channels
- Weight - 8.6 oz./ size - 4.5" x 2.2" x 1.6"
- Operates on 89 UHF business exclusive frequencies
- Features 122 privacy codes to help ensure a clear signal
- Battery life of up to 15 hours per charge with standard Li-Ion battery



RDU2080D

RM Series 2 Watt UHF

- 2 Watts of power
- 8 Channels with display
- Weight - 9.0 oz./ size - 4.5" x 2.2" x 1.6"
- Operates on 89 UHF business exclusive frequencies
- Features 122 privacy codes to help ensure a clear signal
- Battery life of up to 15 hours per charge with standard Li-Ion battery



HMN9026 EXTERNAL SPEAKER MIC. (53862)

This remote speaker microphone conveniently clips to your front lapel or pocket allowing you to talk and listen without removing your radio from the belt or case. Motorola Remote Speaker Microphones are built and rigorously tested to the same quality standards as Motorola radios.



PARTNERSHIPS



A Network Of Select Construction and Industrial Supply Distributors and Leading Manufacturers

We are proud to be members of The Evergreen Supply Network. Evergreen is a group of focused industrial and construction distributors serving the United States and Canada that provides you with:

- leading products
- competitive prices
- cutting edge product & application knowledge
- superior customer service
- highly trained sales professionals

When you work with a member of the Evergreen Supply Network, you are working with a business that is committed to providing you with:

- high-quality, name-brand products
- exceptional customer service and value-added support
- in-depth product and application knowledge

Evergreen members have invested for the long run in their people and their ability to serve you by joining the Evergreen Network.

Distributors who are part of Evergreen offer you more than just tools and supplies. They offer you a relationship with a network of the finest construction and industrial distributors and manufacturers across North America.



Fall Protection



COMMUNITY GIVING



The Jobsite Supply Community Fund (JSCF) was established to demonstrate our commitment to our community by providing a platform that serves our employees, customers, vendors and many nonprofit organizations.

JSCF actively promotes volunteer opportunities, fundraising activities and public awareness campaigns for qualified 501c3 nonprofit organizations that align with our philosophy on giving. Employees, customers and vendors are invited to submit their ideas of philanthropy giving to JSCF.

Since its inception in 1986, Jobsite Supply has maintained a commitment to community which goes hand-in-hand with our commitment to excellence in customer service, relationship building, and community citizenship.

For more information visit our website:
JobsiteSupply.com/CommunityFund



Jobsite Supply Community Fund Giving Guidelines

Requests should focus on organizations or projects that:

- Enhance the lives of children with special needs
- Empower individuals and communities to become self-sufficient
- Represent the community interests of a current Jobsite Supply employee, vendor or customer
- Support or enhance industry business development
- Support or enhance faith-based education and/or business development

Requests may be made for:

- General fund support
- Event sponsorship*
- Program sponsorship

Requests should be made online only:

- By an official member or officer of a 501c3 nonprofit organization
- By a current employee, customer or vendor of Jobsite Supply
- Phone inquiries for JSCF support or determinations are discouraged

Determining gifts:

- Requests are reviewed monthly by the JSCF executive committee
- Upon determination of the gift request, a JSCF executive committee member will contact the applicant

Requests should be made:

- Between January and June for the current year
- A minimum of 90 days prior to events, projects, campaigns or programs is needed

*Event sponsorship requests should provide details about the benefits associated with sponsorship.



CONSTRUCTION IDEAS AT WORK

JobsiteSupply.com
800-874-7415

Fort Wayne
3501 Kenosha Rd.
Fort Wayne, IN 46806
260-494-3200
Fax 260-702-8411

Monday – Friday
7 am – 5 pm

Indianapolis
624 S. Missouri St.
Indianapolis IN 46225
317-684-7474
Fax 317-684-7484

Monday – Friday
6 am – 5 pm
Saturday, April – October
7 am – Noon

Michiana Area
1616 3rd St.
Osceola, IN 46561
574-327-6658
Fax 574-343-2117

Monday – Friday
7 am – 5 pm

Jobsite Supply's mission is to be the premier provider of innovative solutions for the construction industry. Our passion for serving our customers builds lasting partnerships based on honesty and integrity. Our commitment to our people creates growth and opportunities in an atmosphere of mutual respect. And our focus on continuous improvement in everything we do drives us to consistently deliver more than expected.

SALES • SERVICE • RENTALS • INSTRUCTION