

Catalogue No. 2


Tools

WINTER Diamond and cBN Tools for the Tools Industry




Precision Grinding Solutions

WINTER
SAINT-GOBAIN




Catalogue No. 1: Automotive, Turbines, Bearings

WINTER Diamond and cBN Tools for the Automotive, Turbine and Bearing Industries



Catalogue No. 2: Tools

WINTER Diamond and cBN Tools for the Tools Industry



Catalogue No. 3: Flat and Crystal Glass

WINTER Diamond Tools for Machining Flat and Crystal Glass



Catalogue No. 4: Electronics, Photovoltaics, Optics, Ceramics and Composites

WINTER Diamond and cBN Tools for the Electronic and Photovoltaic Industries, for Machining Optical Glass, Ceramics & Composites



Catalogue No. 5: Dressing Tools

WINTER Diamond Tools for Dressing of Grinding Tools



Catalogue No. 6: Standard Catalogue

WINTER Stock Programme for Diamond and cBN Tools

Catalogue No. 2

Tools

WINTER Diamond and cBN Tools
for the Tools Industry

WINTER
SAINT-GOBAIN

Table of Contents

For quick and easy navigation please use the quickfinder at the page margins, as well as the index at the end of this catalogue..

Table of Contents	4
--------------------------------	----------

Quick Reference Grinding Tool Guide	6
--	----------

WINTER Facts	8
---------------------------	----------

A good Connection	8
--------------------------------	----------

Snapshots of a long history.....	10
---	-----------

Innovations: Yesterday's vision of the Future	12
--	-----------

Your best solution	14
---------------------------------	-----------

Abrasive products for machining shank tools	16
--	-----------

General information.....	18
---------------------------------	-----------

Diamond and cBN grinding wheels for flute grinding.....	19
--	-----------

High-performance flute grinding	20
---------------------------------------	----

Precision flute grinding for mini and micro tools	28
---	----

Standard flute grinding	30
-------------------------------	----

Diamond and cBN grinding wheels for gashing	34
--	-----------

Innovative gashing with V-Pro	35
-------------------------------------	----

Standard grinding wheels for gashing.....	37
---	----

Diamond and cBN grinding wheels for clearance angle grinding.....	39
--	-----------

Innovative clearance angle grinding with V-Pro	40
--	----

Standard grinding wheels for clearance angle grinding	42
---	----

Diamond and cBN grinding wheels for universal grinding	45
---	-----------

Diamond and cBN grinding wheels for special tools	56
--	-----------

Profile grinding of tungsten carbide	
--------------------------------------	--

dowel drills.....	56
-------------------	----

Grinding wheels for machining	
-------------------------------	--

router bits.....	57
------------------	----

Application examples for special tools	59
--	----

Grinding tools for machining circular saws and band saws	60
---	-----------

Grinding tools for machining carbide-tipped circular saw blades	62
--	-----------

Grinding wheels for the tooth face	63
--	----

Grinding wheels for top grinding	68
--	----

Grinding wheels for flank grinding	74
--	----

Grinding pins for hollow ground	
---------------------------------	--

saw blades	77
------------------	----

Grinding wheels for chip breaker flutes	78
---	----

Grinding wheels for Stellite circular saw blades	79
---	-----------

Grinding wheels for HSS circular saw blades	80
--	-----------

Grinding wheels for machining band saws.....	82
---	-----------

Grinding tools for the production of inserts	84
---	-----------

Trends in the machining of inserts	86
--	----

Diamond grinding wheels for top and bottom grinding of inserts	88
---	-----------

Top and bottom grinding	88
-------------------------------	----

Top and bottom grinding with planetary kinematics.....	89
--	----

Diamond grinding wheels for peripheral grinding of inserts	90
---	-----------

Diamond grinding wheels for profile grinding of inserts	92
--	-----------

Grinding tools for PCD and PCBN

machining 94

Grinding of PCD and PCBN inserts..... 96

Innovative vitrified bond PCX 97

High-performance grinding of solid

PCBN inserts 98

Standard tools for manual PCD machining ... 99

Grinding tools for knife machining.....100

Diamond and cBN grinding wheels for

surface and profile grinding.....102

Grinding of flat and circular knives103

Grinding of profile knives105

Grinding wheels for the machining of

milling tools108

Diamond and cBN grinding wheels for

grinding of cutting faces and clearances .. 110

Face grinding of profile cutters 111

Top grinding of profile cutters 115

Grinding of hobs..... 116

Grinding tools for the mould-and-die

industry..... 118

Diamond and cBN grinding wheels for

surface and OD grinding.....120

Diamond and cBN grinding tools for

ID grinding.....124

Vitrified bonded grinding tools125

Resin bonded grinding tools.....129

Metal bonded grinding tools136

Electroplated grinding pins139

Small grinding tools for coordinate

grinding146

Diamond and cBN cut-off wheels.....148

Application notes.....149

Resin bonded cut-off wheels150

Metal bonded cut-off wheels.....152

Diamond files154

Rifle files for manual applications.....154

Needle files for manual applications155

Files for manual and machine use156

Dipprofile files for hand file machines 157

Saw rods for manual and machine use..... 157

Honing sticks158

Metal bonded honing sticks158

Resin bonded honing sticks..... 161

WINTER Diaplast® and WINTER Diaplast®

suspension162

Applications and product specifications162

Application notes for the preparation of
specimens for microscopic examinations.....167

Micron powder170

Lapping tools.....172

Manual lapping tools172

Dressing tools174

Electroplated and sintered-metal bonded
dressing tools174

Stationary dressing tools.....176

WINTER dressing device177

Cleaning and sharpening stones for
diamond and cBN grinding wheels177

Compendium.....178

Service180

Glossary.....182

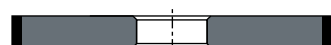
Index.....192

Contact199


Quick Reference Grinding Tool Guide

FEPA Shape

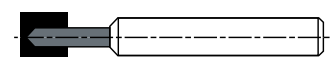
Page



1A1 24f, 30, 46f, 121ff



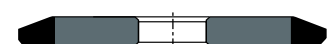
1A1R/34P 78f, 150ff



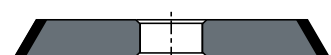
1A1W 77, 127, 131ff, 138, 141ff



1A8 128



1D1 56



1V1/14V1 25, 31, 37



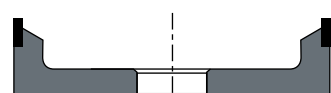
4A2 47, 57, 65, 111f



4BT9/4V4 48, 116



6A2 97, 99, 103f



6A9 42, 175



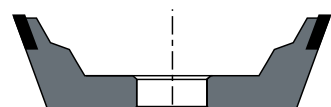
6V5/12V5 42, 44



9A3 48



11V2 57, 147

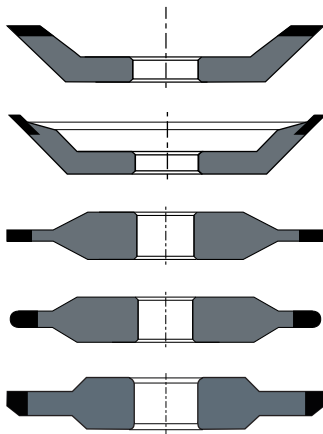


11V9 41ff, 48ff



12A2 43, 51f, 99, 112, 115

FEPA Shape



	Page
12V2	65f, 112
12V9	36ff, 41, 53f, 58, 65
14A1	28, 54, 105
14F1.....	32, 55, 105f
14M1/ 3M1/ 14B1	68ff

WINTER Special Shapes

Special shape cup wheels

Special shape peripheral wheels

Special shape grinding pins

	Page
222	66f, 70ff, 79, 104, 106, 113f, 116
700	33, 55, 74ff, 81, 106
07B.....	146, 175

A good Connection

Always close to the customer and customer-focused, our diverse market presence worldwide reflects the strength of a global player. Saint-Gobain's businesses are spread over 45 countries and new locations are being added frequently. Activities are clearly structured to ensure operational leadership. In Abrasives alone, over 16,000 people are employed. The company is the only manufacturer to offer a comprehensive product range of abrasives and dressing tools for almost all fields of industry. WINTER, as the premium brand for diamond and cBN grinding products, is one of the most well established and respected names in the market. Our combination of quality products, expertise and service, together with the international network of the parent company Saint-Gobain, is the key to success; WINTER grinding tools go with you worldwide, and lead you to your goals.

Saint-Gobain...

...was established in 1665 to supply glass for the Hall of Mirrors in the Palace of Versailles.
 ...kits out every second car in Europe with window glass
 ...establishes or acquires a new sales location every day
 ...inaugurates a new plant or a new production line every month
 ...presently has 206,000 employees
 ...generates € 43.4 billion annual turnover



Worldwide Expertise

Saint-Gobain is in the top one hundred largest industrial groups in the world and is leading in the production of glass, high performance materials and construction products. Two major milestones stand out in the Saint-Gobain Group's long history; it was established in 1665 by Colbert under Louis XIV, then, over 300 years later, Saint-Gobain and Pont-à-Mousson merged in 1970. WINTER joined the group in 1996. Today, the group invests € 390 million per year in research and development and files around 300 patents per year, to support its reputation for innovation and discovery.

The WINTER Brand:

For over 160 years WINTER has been a worldwide synonym for high-quality diamond and cBN grinding tools for industrial production. As pioneer and trend-setter, WINTER has been actively involved in the development of the success story of grinding, as well as in the production of synthetic diamonds.

Custom-made Solutions - the key to success

Over 75% of all WINTER products are developed in close cooperation with our customers. The results are tailored grinding solutions that perfectly fit your special requirements. Our expert teams would also like to help you. Together we will meet your technical challenges.

Market Leader - in front through quality

In Superabrasives, WINTER is No. 1 in Europe with quality products and services. In Europe, over 500 employees in four production sites take care of our customers' needs. Worldwide, over 2,000 people are employed in our global business.

INNOVATIONS

To this day, the WINTER philosophy is closely connected to innovation and technical progress. We thank our customers for over 160 years of momentum, challenges and confidence. **And in the future our next generation of innovations will ensure your success.**

PERFORMANCE

The WINTER performance package contains top quality precision grinding tools, comprehensive service and individual customer care - which ranges from best grinding tool selection through to process optimisation. **Benefit from our full service, and make use of our leading technical expertise to increase your profitability.**

WINTER
SAINT-GOBAIN

PRECISION

From ACCURACY to Z-AXIS - the WINTER precision alphabet spells the suitable solution for your needs. Profile accuracies below 1 µm and a surface finish in the nanometer range are achieved regularly. **You can trust WINTER.**

QUALITY

Since the foundation of the company, WINTER has stood for quality at the highest level. It begins with the first customer contact, and covers the identification of appropriate tool specifications, manufacturing, customer support and the final optimisation of your production process. **WINTER quality: Satisfaction guaranteed!**

Quality, Environmental Protection and Safety

As a responsible manufacturer of quality grinding tools, WINTER production is eco-friendly and avoids waste of precious resources according to the latest international standards and certification requirements. WINTER is certified to ISA 9001 (Quality Management), ISO 14001 (environmental management) and OHSAS 18001 (health and safety management). All rotating WINTER tools bear the OSA safety seal (OSA: Organization for the Safety of Abrasives), granting WINTER the customers' highest safety tool in application.



Organization
for the Safety
of Abrasives (oSa)

Snapshots of a long history

WINTER was established in 1847 by Ernst Winter as a family-owned company. We still adhere to the original goal of developing ultra-hard crystal tools of the highest quality. Our claim is to be the best. In numerous fields of application for diamond and cBN grinding tools we have been pioneers, and today we still follow this way as trend-setters and the technology leader.



Ernst Winter

Goldsmith and diamantaire, started his diamond tool workshop in 1847.

WINTER in Hamburg

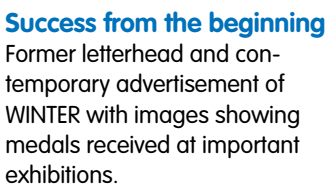
1872: WINTER's first company building in Hamburg.



With WINTER to Outer Space

Laser reflectors ground with WINTER diamond tools enable the most accurate astronomic and geographic measurements.





Innovations: Yesterday's vision of

WINTER bridges the combination of inventive skills, creativity, identification of challenges and the ambition to meet our customers' expectations: WINTER developments of the past are found in industrial museums. Yesterday's vision of the future is today's standard. We are committed to over 160 years of company history: Today and in the future, we work hand in hand with our customers on innovations and their economical implementation.

1847

WINTER produced lithography diamonds, replacing the conventional steel tips.

1969


As the first grinding tool manufacturer worldwide, WINTER presented cBN grinding tools with a special resin bond (KSS) for HSS tool grinding.

2008

WINTER offered metal bonded tools with internal cooling for creep-feed glass edging.

1935

WINTER produced the first phenolic bond grinding wheel to replace previously used grinding wheels with loose, hammered or rolled-in grain.



2006

With Q-Flute® Dress, WINTER offered the first resin bonded grinding wheel dressable with a diamond rotary dresser.

1975

WINTER DMC diamond grinding wheels and BMC cBN grinding wheels came into the market: WINTER MC grinding wheels allow cost-effective profile grinding for difficult to machine work pieces. They also reduce thermal effects of the near-surface microstructure and assure extremely long profile lifetime. WINTER DMC and BMC grinding wheels can be profiled by crushing directly on the grinding machine.

2001

WINTER introduced special cutting wheel products for slicing advanced ceramics like SiC.



1993

WINTER SG-CNC rotary dressers conquered the market. They have made dressing of vitrified cBN grinding wheels possible.

1958

WINTER was the first in Europe producing grinding tools with synthetic diamonds. In combination with WINTER special resin bonds, full performance benefits were achieved.

1988

New super-light cutting wheels with carbon fibre bodies were patented.

In|no|

1548. from L. innovatus, pp. of innovare "to renew or change", from in- "into" + novus "new".

the Future

1971

At the European Machine Tool Exhibition WINTER showed for the first time a novel grinding wheel type that met the demand for short grinding cycle times. The structure of metallic and non-metallic bond components allows the efficient grinding of tungsten carbide and steel combinations. (M+789).



2003

WINTER developed the DDS (Diamond Dressing System), permitting the dressing of vitrified and resin bonded grinding wheels directly on the production machine. Until then, it was performed on external machines. Due to its free standing layer, outstanding profile grinding capability is achieved.

1992

New standards are set with the "34SG" series in the field of laminated safety glass and fire-resistant glass machining.

1929

WINTER started producing diamond micro-grain by the sedimentation process.

1875

Delivery of WINTER diamond particles to Zeiss Jena, enabling the engraving of 150 lines per millimeter.

2006

N7 as a glass-ceramic bond system was introduced to the market. This bond can be precisely engineered to meet individual customer application requirements: Very high bond-hardness, optimised wetting of the grains and perfect development of bond bridges enable the creation of very high porosity for cool grinding and extremely long tool life.

1950-1954

WINTER developed a large variety of electroplated tools: Files, grinding pins, cutting wheels, drills...

1982

The patented dressing process "TDC" (Touch Dressing cBN) was developed by WINTER.

1977 / 78

WINTER presented the special bond "VF/VFF" for grinding and finishing polycrystalline diamond and cBN materials.

1996

For four generations the company, founded by Ernst WINTER in 1847, was family-owned. In 1996 it was taken over by the French Saint-Gobain group.



2001

"Tiger" caused a stir with a new revolutionary grinding wheel geometry for narrow tooth gaps in saw manufacturing.

Your best solution

WINTER diamond tools gain great recognition in the fields of quality, performance and cost effectiveness. This is no coincidence, as WINTER is not limited to manufacturing excellent grinding tools: more than 75% of the cases are tailor-made solutions, developed in close cooperation with the customer. This successful engineering is based on a modular performance package, specifically equipped according to individual needs.

Tailor-made products

Optimised grinding solutions for your specific application provide the greatest benefit: In the end, you generate cost savings through more productivity, less down time, and better quality.

Each one of your technological challenges is an incentive for our product managers and our application engineers to achieve the best grinding results. Please contact us.

Besides the high percentage of custom-made solutions, WINTER offers a comprehensive range of stock products - and can supply these short term straight to your production line.



Focused on the goal ahead

Comprehensive technical advice in all questions about WINTER products and grinding processes. Our field sales force and our customer service are at your disposal.

Advice

Expertise

Advantage in accumulated knowledge: Seminars about current grinding issues as well as training programs matching our customers requirements.



Product Development

The cream of the crop

In order to meet your production-oriented challenges, take advantage of our dedicated specialists: In the R&D department and the European Grinding Technology Centre about 50 scientists are at your disposal for developing grinding tools and processes.

Solution

Process Optimisation

Fine Tuning

Our application engineers and our product developers will help you. Either at your premises, or in our EGTC (European Grinding Technology Centre), where we can optimise your production process, without interfering with your workflow.

Trainings

Please ask your sales advisor - contact details on the last page.

Abrasive products for machining shank tools



The product range for shank tools is extensive. Different materials and tool geometries make various demands on the grinding tools used in manufacture.

Shorter grinding times, better suitability for automation and longer dressing intervals are required. Specific grinding wheel characteristics such as edge stability and free-grinding behaviour have to be carefully balanced.


Information

Further information on applications and products can be found at
www.winter-superabrasives.com

- 18 General information**
- 19 Diamond and cBN grinding wheels for flute grinding**
 - 20 High-performance flute grinding
 - 28 Precision flute grinding for mini and micro tools
 - 30 Standard flute grinding
- 34 Diamond and cBN grinding wheels for gashing**
 - 35 Innovative gashing with V-Pro
 - 37 Standard grinding wheels for gashing
- 39 Diamond and cBN grinding wheels for clearance angle grinding**
 - 40 Innovative clearance angle grinding with V-Pro
 - 42 Standard grinding wheels for clearance angle grinding
- 45 Diamond and cBN grinding wheels for universal grinding**
- 56 Diamond and cBN grinding wheels for special tools**
 - 56 Profile grinding of tungsten carbide dowel drills
 - 57 Grinding wheels for machining router bits
 - 59 Application examples for special tools

General information

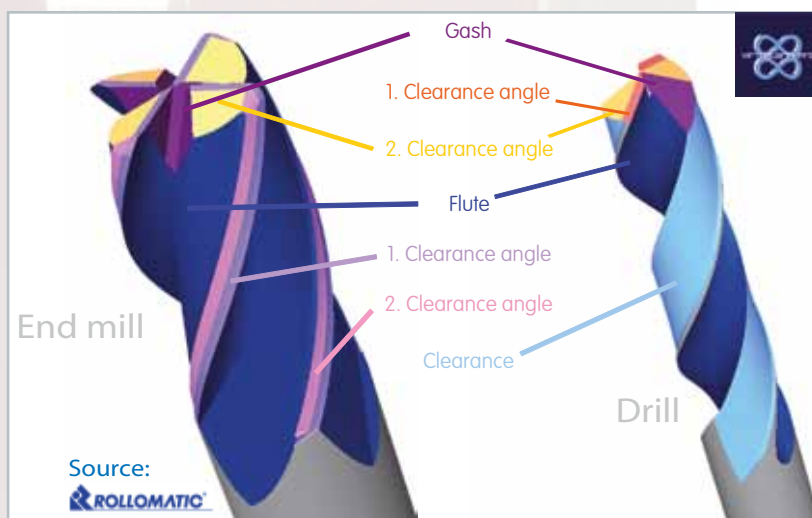
Drills, end mills, reamers, stepped tools and special-purpose tools in varying designs and geometries are described as shank tools. Tool geometries are produced by grinding in successive production steps. A typical sequence starts with the preparation of the blank, (tools for trimming blanks can be found in the section for 'Diamond and cBN cut-off wheels') which is followed by flute grinding, gashing and grinding of the clearance angles.



This section is structured according to the procedure described.

Here you see an example of an end mill and a drill. Generally, the same tool geometries are used for the individual process steps. Only flute grinding uses different grinding wheel designs.

While 1A1 and 1V1 grinding wheels are used primarily for end mills, profile grinding wheels such as 14F1 and similar (WINTER shape 700) are preferred for drill production.

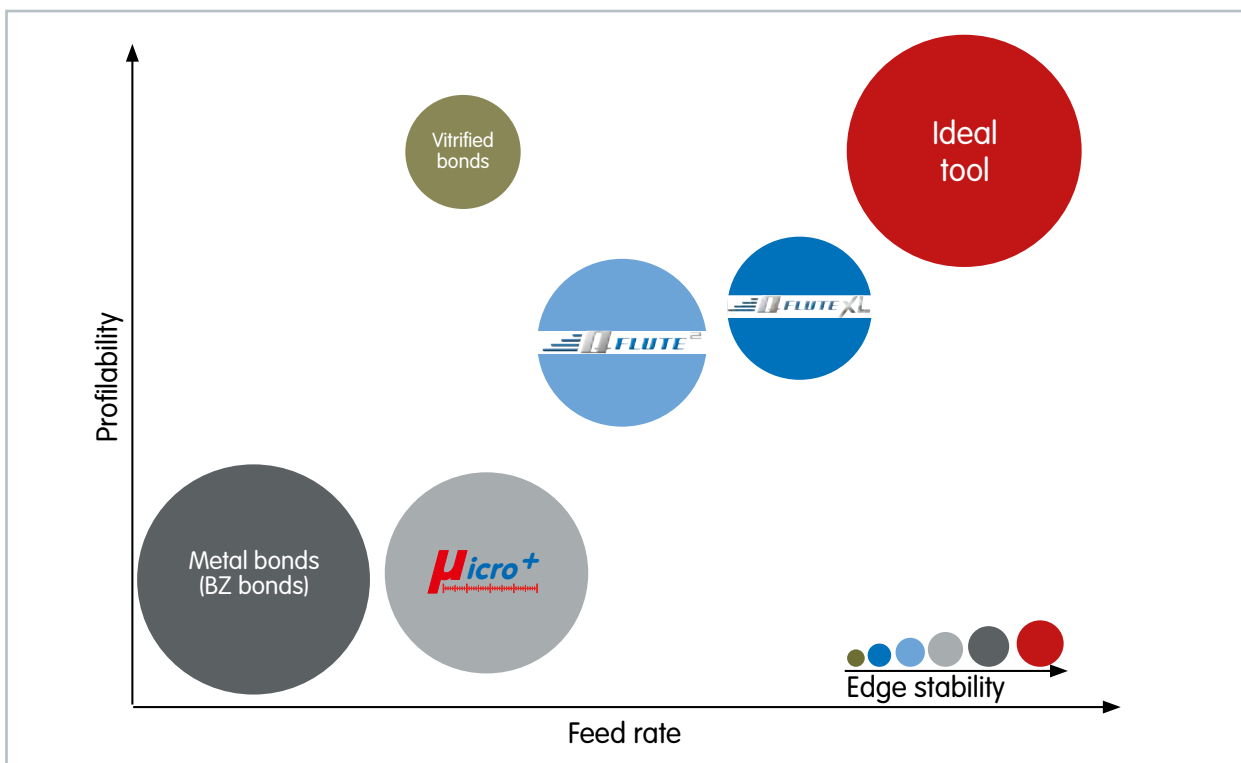
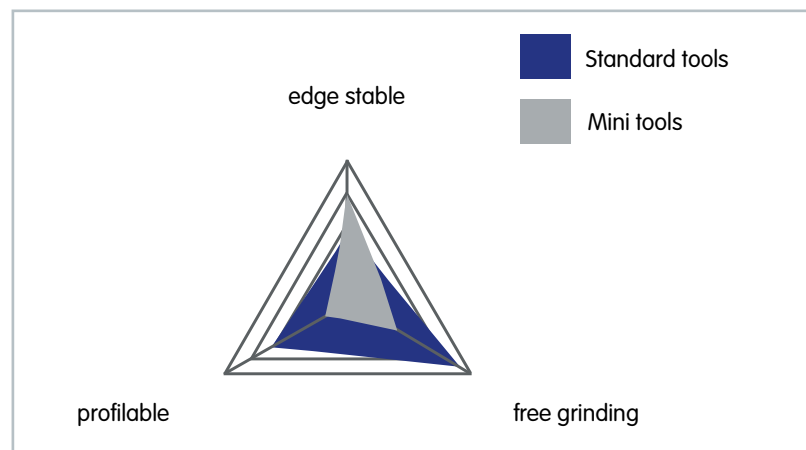


Diamond and cBN grinding wheels for flute grinding

Flute grinding is the most time-consuming and thus most cost-intensive manufacturing step during drill and end mill production. It is necessary to optimise the machine and cooling lubricant systems as well as the abrasives. In recent years, machines have become more compact, spindle power has increased, axis paths have been reduced and machine controls have become more efficient. At the same time, WINTER has developed flute grinding tools which meet these increasing requirements and which now enable the improved machine capacity to deliver a higher and more economic output. Matched to the application and the system environment, innovative WINTER flute grinding wheels are always the best solution.



Grinding wheels in the Q-Flute range have proved to be particularly useful for standard tools. The combination of excellent free-grinding behaviour and profile retention allows economic flute grinding with high feed rates. Q-Flute grinding wheels can also be dressed on the grinding machines. Mini and micro tools require bond systems with exceptional edge stability. WINTER metal bonds (BZ bonds) and high-performance resin bonds (micro+) are the number one choice here.



High-performance flute grinding



In the last years WINTER has set the benchmark in machining of shank-tools with its Q-Flute² for flute grinding operations. With Q-Flute², clearly improved material removal rates are possible whilst at the same time maintaining edge stability, resulting in a successful combination of durability and free-grinding behaviour. Dramatically increased feed rates with simultaneously longer dressing intervals were achieved.

Application areas Q-Flute²

Q-Flute² is the solution for all flute grinding applications in the diameter range above 3 mm. This bond system is applicable not only under oil but also under emulsion or water. It provides outstanding results when grinding tungsten carbide and HSS tools.



The optimal addition

The latest innovation of WINTER for flute grinding is Q-FluteXL. Based on the wide experience in flute grinding operations by using Q-Flute², WINTER started the development of a new innovative solution for flute grinding. The Q-FluteXL is the optimal addition for the established Q-Flute² and should be used everywhere, where Q-Flute² is not free grinding enough. The Q-FluteXL family is a completely new & innovative bond system, which places itself to the far increasing challenges against a modern flute grinding wheel. The possibility to adjust Q-FluteXL to every single requirement by choosing a different version is an additional benefit of Q-FluteXL.

Application areas Q-FluteXL

Wherever a more free grinding behaviour than Q-Flute² is required. Q-FluteXL is the optimum choice. This is the case at very high Material Removal Rates due to big workpiece diameter, straight flutes or workpiece related big contact areas. Also under bad coolant conditions or on low power machines Q-FluteXL is showing its strength.

Specification

Q-Flute²	TC, oil coolant
Q-Flute² W	TC, water-based cooling
Q-FluteXL	TC, oil and water-based cooling
Q-Flute²	HSS, oil and water-based cooling
Q-FluteXL	HSS, oil and water-based cooling

Applications

TC, oil coolant
TC, water-based cooling
TC, oil and water-based cooling
HSS, oil and water-based cooling
HSS, oil and water-based cooling

See application examples at page 22

Selection assistant for WINTER bond systems

Diamond grinding wheels	Wear resistance	Recommendations for use
BZ480	↑	Metal bond for mini and micro tools
µpro+ series		Wear-resistant high-performance resin bonds for mini and micro tools
Q-Flute ²		High-performance resin bond for flute grinding
Q-FluteXL		High-performance resin bond for flute grinding
K+920		More wear-resistant resin bond also dry grinding
K+921		More wear-resistant resin bond preferably wet grinding
K+1421R		Standard resin bond for CNC applications
K+1421N		Standard resin bond for CNC applications
cBN grinding wheels	Wear resistance	Recommendations for use
MSS444	↑	Metal bond for mini and micro tools
Q-Flute ²		High-performance resin bond for flute grinding
Q-FluteXL		High-performance resin bond for flute grinding
KSS920		More wear-resistant resin bond also dry grinding
KSS12N		Standard resin bond for CNC applications

Standard dimensions for flute grinding

Workpiece	Material	Machine	Peripheral grinding wheel		Coolant
			Shape	Bond	
Drills End mills Reamers	Tungsten carbide HSS Cermet	All CNC tool grinding machines	1A1, 1V1, 14F1 a.o. Ø 50...250 T 3...30 X 5...15	See table above	Oil Emulsion
Micro drills Mini end mills Burrs	Tungsten carbide HSS	Precision tool grinding machines for mini and micro tools	3A1, 4A9, 14V1 Ø 50...200 U 2...6 X 5...10	See table above	Oil Emulsion

Other dimensions on request

Winter Q-FluteXLand Q-Flute² examples of use

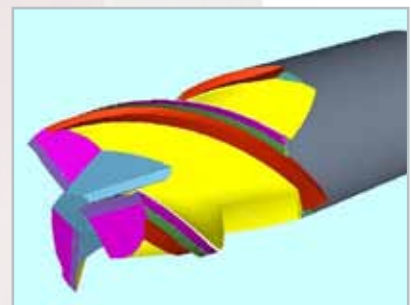
Case Study 1:

Grinding wheel: D46 Q-FluteXL60
Machine: Reinecker WZS700
Coolant: Oil
Work piece: TC end mill Ø 20 mm
Grinding parameters:
 Feed rate: 160 mm/min
 Depth of cut: 3 mm
 Cutting speed: 18 m/s
 MRR: 8 mm³/mm · s
Benefit:
 15% reduced cycle time
 25% less wheel wear
 Wheel is working in self sharpening





Case Study 2:

Grinding wheel: D54 Q-Flute²
Machine: Anca
Coolant I: Oil
Work piece: TC end mill Ø 12,5 mm
Grinding parameters:
 Feed rate: 250 mm/min
 Depth of cut: 4 mm
 Cutting speed: 18 m/s
 MRR: 16 mm³/mm · s
Benefit:
 25% higher feed rate
 Huge time savings
 Significant cost savings

Case Study 3:

Grinding wheel: D54 Q-FluteXL40
Machine: Walter Helitronic Power
Coolant: Oil
Work piece: TC drill Ø 10 mm
Grinding parameters:
 Feed rate: 200 mm/min
 Depth of cut: 3,5 mm
 Cutting speed: 18 m/s
 MRR: 11,6 mm³/mm · s
Benefit:
 40% reduced spindle load
 20% shorter cycle time
 Significant lower thermal stress for the work piece

Dressing recommendations



Shape	D	T	H	Abrasive	Grit size Hardness Structure	Bond	Order number	Comment
1	250	10	51	31C	120 Jot 8	V500	66243571002	für Geiger ¹⁾
					240 Ida 9	V5209	66253241448	für Geiger ¹⁾
					320 Ida 9	V5209	66253241447	für Geiger ¹⁾
1	200	10	32	39C	120 K	VS	69936675637	für Cleveland
				31C	220 H 8	V5209	66253241559	für Cleveland ¹⁾
					320 H 8	V5209	66253241580	für Cleveland ¹⁾
1	150	10	20	31C	400 M 10	V5209	66253239770	¹⁾
					320 Ida 9	V5209	69083159055	¹⁾

¹⁾ Delivery time 5 - 6 weeks

Process parameters for flute grinding of tungsten carbide and HSS tools (Q'_w)

WINTER		Recommended operating parameters																	
		Feed rate v _f [mm/min]																	
		30	40	50	60	70	80	90	100	120	140	160	180	200	220	240	260	280	300
Infeed a _e [mm]	2,0	1,0	1,3	1,7	2,0	2,3	2,7	3,0	3,3	4,0	4,7	5,3	6,0	6,7	7,3	8,0	8,7	9,3	10,0
	2,2	1,1	1,5	1,8	2,2	2,6	2,9	3,3	3,7	4,4	5,1	5,9	6,6	7,3	8,1	8,8	9,5	10,3	11,0
	2,4	1,2	1,6	2,0	2,4	2,8	3,2	3,6	4,0	4,8	5,6	6,4	7,2	8,0	8,8	9,6	10,4	11,2	12,0
	2,6	1,3	1,7	2,2	2,6	3,0	3,5	3,9	4,3	5,2	6,1	6,9	7,8	8,7	9,5	10,4	11,3	12,1	13,0
	2,8	1,4	1,9	2,3	2,8	3,3	3,7	4,2	4,7	5,6	6,5	7,5	8,4	9,3	10,3	11,2	12,1	13,1	14,0
	3,0	1,5	2,0	2,5	3,0	3,5	4,0	4,5	5,0	6,0	7,0	8,0	9,0	10,0	11,0	12,0	13,0	14,0	15,0
	3,2	1,6	2,1	2,7	3,2	3,7	4,3	4,8	5,3	6,4	7,5	8,5	9,6	10,7	11,7	12,8	13,9	14,9	16,0
	3,4	1,7	2,3	2,8	3,4	4,0	4,5	5,1	5,7	6,8	7,9	9,1	10,2	11,3	12,5	13,6	14,7	15,9	17,0
	3,6	1,8	2,4	3,0	3,6	4,2	4,8	5,4	6,0	7,2	8,4	9,6	10,8	12,0	13,2	14,4	15,6	16,8	18,0
	3,8	1,9	2,5	3,2	3,8	4,4	5,1	5,7	6,3	7,6	8,9	10,1	11,4	12,7	13,9	15,2	16,5	17,7	19,0
	4,0	2,0	2,7	3,3	4,0	4,7	5,3	6,0	6,7	8,0	9,3	10,7	12,0	13,3	14,7	16,0	17,3	18,7	20,0
	4,2	2,1	2,8	3,5	4,2	4,9	5,6	6,3	7,0	8,4	9,8	11,2	12,6	14,0	15,4	16,8	18,2	19,6	21,0
	4,4	2,2	2,9	3,7	4,4	5,1	5,9	6,6	7,3	8,8	10,3	11,7	13,2	14,7	16,1	17,6	19,1	20,5	22,0
	4,6	2,3	3,1	3,8	4,6	5,4	6,1	6,9	7,7	9,2	10,7	12,3	13,8	15,3	16,9	18,4	19,9	21,5	23,0
	4,8	2,4	3,2	4,0	4,8	5,6	6,4	7,2	8,0	9,6	11,2	12,8	14,4	16,0	17,6	19,2	20,8	22,4	24,0
	5,0	2,5	3,3	4,2	5,0	5,8	6,7	7,5	8,3	10,0	11,7	13,3	15,0	16,7	18,3	20,0	21,7	23,3	25,0

Potential of improvements →

Minimum Q'_w if ≥ D46  Minimum Q'_w if D46 & D54 

The feed rates stated are guidelines only and apply to both diamond and cBN tools. Feed rates have to be adjusted for small workpiece diameters, extreme flute widths and grinding wheels with a diameter of less than 100 mm.

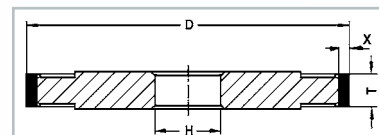
All dimensions in mm

Please feel free to contact our sales engineers at any time. Contact details can be found on the last page.

Stock program Q-Flute² and Q-FluteXL⁴⁰

The demand of the market to have an extensive range of abrasive products available from stock has grown steadily in recent years. To meet this requirement we offer a new range of the proven Q-Flute² grinding wheels available ex stock. The target is a considerably wider range of grinding wheel shapes to be delivered to our customers within a very short time.

In the future various dimensions of semi-finished components will be stored. After receiving the customer order, these semi-finished parts can be finished into a variety of grinding wheels in the shortest possible time. The delivery time for all producible grinding wheel dimensions from semi-finished components will be about 5 working days. Due to that we offer our customers maximum flexibility and shortest possible lead times. Additionally, WINTER provides a layer depth increased by 60% for 1A1 grinding wheels, thus we offer clearly more abrasive layer for their money.



1A1 Stock programme

Diamond grinding wheels

Shape	D	T	X	H	Grit size	Bond	Body	Order number
SP1A1	100	8	16	20	D54	Q-Flute ²	C	7958765140
SP1A1	100	10	16	20	D54	Q-Flute ²	C	7958765147
SP1A1	100	12	16	20	D54	Q-Flute ²	C	7958765148
SP1A1	100	15	16	20	D54	Q-Flute ²	C	7958765149
SP1A1	125	8	16	20	D54	Q-Flute ²	C	7958765150
SP1A1	125	10	16	20	D54	Q-Flute ²	C	7958765151
SP1A1	125	12	16	20	D54	Q-Flute ²	C	7958765152
SP1A1	125	15	16	20	D54	Q-Flute ²	C	7958765153
SP1A1	150	8	16	20	D54	Q-Flute ²	C	7958765154
SP1A1	150	10	16	20	D54	Q-Flute ²	C	7958765155
SP1A1	150	12	16	20	D54	Q-Flute ²	C	7958765156
SP1A1	150	15	16	20	D54	Q-Flute ²	C	7958765157

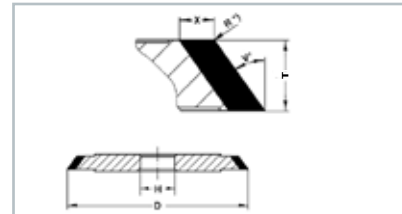
Diamond grinding wheels

Shape	D	T	X	H	Grit size	Bond	Body	Order number
SP1A1	100	8	16	20	D54	Q-FluteXL ⁴⁰	C	7958765158
SP1A1	100	10	16	20	D54	Q-FluteXL ⁴⁰	C	7958765159
SP1A1	100	12	16	20	D54	Q-FluteXL ⁴⁰	C	7958765160
SP1A1	100	15	16	20	D54	Q-FluteXL ⁴⁰	C	7958765161
SP1A1	125	8	16	20	D54	Q-FluteXL ⁴⁰	C	7958765162
SP1A1	125	10	16	20	D54	Q-FluteXL ⁴⁰	C	7958765163
SP1A1	125	12	16	20	D54	Q-FluteXL ⁴⁰	C	7958765165
SP1A1	125	15	16	20	D54	Q-FluteXL ⁴⁰	C	7958765166
SP1A1	150	8	16	20	D54	Q-FluteXL ⁴⁰	C	7958765167

Delivery time approx. 5 working days after receipt of order.

All dimensions in mm

Diamond grinding wheels									
Shape	D	T	X	H	Grit size	Bond	Body	Order number	
SP1A1	150	10	16	20	D54	Q-FluteXL ⁴⁰	C	7958765168	
SP1A1	150	12	16	20	D54	Q-FluteXL ⁴⁰	C	7958765169	
SP1A1	150	15	16	20	D54	Q-FluteXL ⁴⁰	C	7958765170	



TV1 Stock programme

Diamond grinding wheels									
Shape	D	T	X	V°	H	Grit size	Bond	Body	Order number
SP1V1	100	10	14	10	20	D54	Q-Flute ²	C	66260137553
SP1V1	100	12	14	10	20	D54	Q-Flute ²	C	66260113283
SP1V1	100	15	13	10	20	D54	Q-Flute ²	C	60157680737
SP1V1	125	10	14	10	20	D54	Q-Flute ²	C	66260129330
SP1V1	125	12	14	10	20	D54	Q-Flute ²	C	66260113290
SP1V1	125	15	13	10	20	D54	Q-Flute ²	C	66260128867
SP1V1	150	12	11	20	20	D54	Q-Flute ²	C	7958756013
SP1V1	150	15	13	10	20	D54	Q-Flute ²	C	7958754106

Diamond grinding wheels									
Shape	D	T	X	V°	H	Grit size	Bond	Body	Order number
SP1V1	100	10	12	20	20	D54	Q-FluteXL ⁴⁰	C	7958763630
SP1V1	100	10	10	30	20	D54	Q-FluteXL ⁴⁰	C	7958762522
SP1V1	100	12	14	10	20	D54	Q-FluteXL ⁴⁰	C	7958755459
SP1V1	125	10	14	10	20	D54	Q-FluteXL ⁴⁰	C	7958763554
SP1V1	125	10	13	15	20	D54	Q-FluteXL ⁴⁰	C	7958763555
SP1V1	125	15	10	20	20	D54	Q-FluteXL ⁴⁰	C	7958762965
SP1V1	150	12	11	20	20	D54	Q-FluteXL ⁴⁰	C	7958755445

Delivery time approx. 5 working days after receipt of order.

These tables show only examples of possible dimensions that can be produced from semi-finished parts! Other dimensions on request.

Delivery time approx. 5 working days with availability of semi-finished parts also for non-listed dimensions.

All dimensions in mm

Please feel free to contact our sales engineers at any time. Contact details can be found on the last page.

Dressing on the production machine

Each tool change on a grinding machine causes a degree of run-out and positional error, which can produce small deviations from the nominal tool geometry. Demands made on the accuracy of shank tools, however, are constantly increasing. WINTER Q-Flute grinding wheels are the solution to this problem. Q-Flute technology combines innovative flute grinding with the precise touch dressing process.

This innovative technology enables considerable quality improvements to the main and minor cutting edges, without adversely affecting grinding performance. By regularly regenerating the wheel topography, tighter tolerances and fully automatic shift operations are possible.

Areas of application

WINTER Q-Flute grinding wheels finding their areas of application at all applications where high MRR are required.

WINTER Q-Flute examples of use

Case study 1

Grinding wheel:

D54 Q-Flute²

Dresser:

WINTER DDS Roller dresser

Machine

Walter Helitronic

Coolant:

Oil

Work piece:

TC end mill, Ø 16 mm

Grinding parameters:

Feed rate:

$v_f = 150 \text{ mm/min}$

Depth of cut:

$a_e = 3.5 \text{ mm}$

Cutting speed:

$v_c = 18 \text{ m/s}$

Specific material removal rate:

$Q'_w = 8.75 \text{ mm}^3/\text{mm} \cdot \text{s}$

Dressing parameters

Speed ratio:

$q_d = 0.9$

Overlap rate:



$U_d = 3$

Dressing infeed:

$a_{ed} = 2 \times 3 \text{ } \mu\text{m}$

Benefit:

Very good cutting quality
Maximum profile accuracy
Tightest tolerances



Case study 2

Grinding wheel:

D46 Q-FluteXL⁴⁰

Dresser:

Walter Helitronic

Coolant:

Oil

Work piece:

TC drill, Ø 10 mm

Grinding parameters:

Feed rate:

$v_f = 200 \text{ mm/min}$

Depth of cut:

$a_e = 3.5 \text{ mm}$

Cutting speed:

$v_c = 18 \text{ m/s}$

Dressing parameters

See Case study 1

Benefit:

Outstanding runout accuracy
Good surface quality
Perfect edge quality



WINTER Diamond Dressing System (DDS)

The Diamond Dressing System (DDS) allows CNC dressing of diamond grinding wheels directly on production grinders.

Despite the extreme hardness of diamond in both cases, the same physical correlations are found when dressing "softer" abrasive materials such as Al_2O_3 , SiC, SG, TG and cBN.

Even when dressing specifically designed diamond grinding wheels with the DDS roller dresser, the result can be influenced by overlap rate and speed ratio.



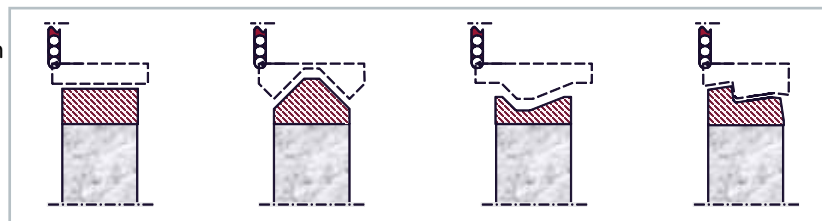
Dressing parameters

Speed ratio: $q_d = 0.6 \dots 0.9$
 Overlap rate: $U_d = 2 \dots 6$
 Dressing infeed: $a_{ed} = 1 \dots 10 \mu m$

Profile examples

CNC-precision dressing on the production machine

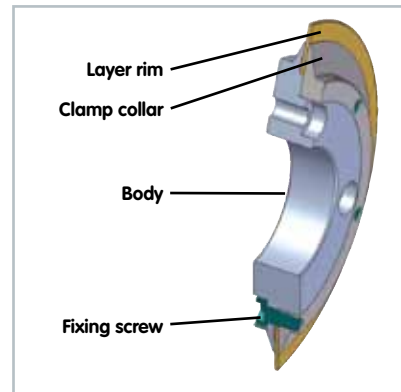
- greater profile accuracy
- very easy to automate
- dressing with production speeds



Characteristics

The DDS diamond CNC dresser consists of a single sintered diamond layer, which is clamped in a two-piece steel holder. This ensures a constant layer width with a consistently high active diamond content throughout its entire lifetime. The design permits the highest possible degree of flexibility when dressing different profiles in a single working cycle. The only requirement is a grinding machine with CNC dressing spindle and an acoustic emission contact sensor.

With this dressing system, a broad range of different profiles can be created in a single working step.



Please note

Further information and types of form rollers for CNC dressing can be found in catalogue no. 5 'Dressing tools'.

Precision flute grinding for mini and micro tools

As well as innovation in new materials and tool designs, the recent trend towards miniaturisation has become considerably more important.

From mini- and micro- down to nano tools, nowadays tools with outer diameters below 0.1 mm are no longer exceptional. The production of these tools demands special grinding wheels with very small and stable edge radii.

Resin bonded grinding wheels are competing against metal bonded versions which are considerably slower by comparison (approx. 50% of the feed rate of resin bonds) but they are characterized by greater edge stability. Metal bonded grinding wheels achieve a dressing interval up to five times longer.

The decision whether to use resin bonds or metal bonds is often a matter of personal preference. It is a question of process control whether profile retention with slower feed rates or high output with high feed rates will be cost-effective.

The WINTER range therefore consists of metal bonds with great edge stability (BZ bonds for diamond and MSS bonds for cBN) as well as resin bonds with perfect edge stability which are marketed under micro+ brand. The tools of the WINTER micro+ range are grinding wheel systems that have been specifically developed for these requirements, which despite fast feed rates are characterised by their perfect edge stability compared to traditional resin bonds.

Areas of application

Classic areas of application are mini and micro drills and end mills for electronics, medical technology and automotive industry. In addition, these grinding wheels can be used for similar metal removal tasks, e.g. burrs.

Recommendations diamond

Ø 0.05 mm - 0.75 mm	D10...D20A	micro+6013	C150
Ø 0.75 mm - 2 mm	D20A...D26	micro+6015	C150
Ø 0.75 mm - 2 mm	D20A...D46	BZ480	C150
Ø 2 mm - 4 mm	D32...D26	micro+6065	C150

Recommendations cBN

Ø 0.75 mm - 2 mm	B15...B35	micro+6005-72	V300
Ø 0.75 mm - 2 mm	B25...B46	MSS444	V240
Ø 2 mm - 4 mm	B30...B64	SP4006T	V240

WINTER μ icro⁺ examples of use

Application example 1

Grinding tool: D46 μ icro⁺ 6065 C135 A
Grinding machine: Kirner K360
Coolant: Oil
Workpiece: Tungsten carbide burr, \varnothing 6 mm

Grinding parameters Right-hand gearing

Feed rate: $v_f = 125$ mm/min
 Infeed: $a_e = \text{ca. } 0.4$ mm
 Cutting speed: $v_c = 35$ m/s
 Specific material removal rate: $Q'_w = 0.83$ mm³/mm · s

Benefit:

Up to 300% increase in feed rate
 Impressive increase in capacity
 Huge reduction in costs

μ icro⁺



Application example 2

Grinding tool: D15B μ icro⁺ 6055 C125 A
Grinding machine: Rollomatic 620XS
Coolant: Oil
Workpiece: Tungsten carbide drill, \varnothing 0.8 mm

Grinding parameters

Feed rate: $v_f = 40$ mm/min
 Infeed: $a_e = 0.3$ mm
 Cutting speed: $v_c = 25$ m/s

Benefit:

45% cycle time reduction
 Perfect edge quality
 Longer dressing intervals

μ icro⁺



Application example 3

Grinding tool: D15B μ icro⁺ 6055 C125 E
Grinding machine: Rollomatic Nano6
Coolant: Oil
Workpiece: Tungsten carbide end mill, \varnothing 0.05 mm


Grinding parameters

Feed rate: $v_f = 0.8$ mm/min
 Infeed: $a_e = 0.015$ mm
 Cutting speed: $v_c = 25$ m/s

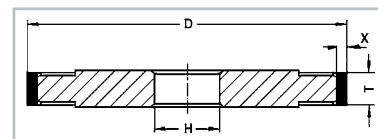
Benefit:

Good dressability
 Very good surface quality
 Maximum profile accuracy

μ icro⁺



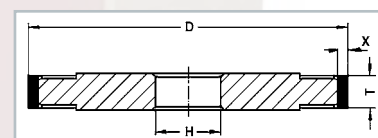
Standard flute grinding



1A1 / 14A1 Stock programme

Diamond grinding wheels

Shape	D	T	X	H	Grit size	Bond	Concentration	Body	Order number
K1A1	75	3	5	20	D46	K+920	C100	A	60157643388
K1A1	75	10	5	20	D64	K+1421R	C100	H	66260339426
K1A1	100	10	5	20	D64	K+1421R	C100	H	66260339422
K1A1	100	12	5	20	D64	K+1421R	C100	H	66260347629
K1A1	100	15	5	20	D64	K+1421R	C100	H	66260339419
K1A1	125	5	10	20	D64	K+1421R	C100	A	66260350079
K1A1	125	5	15	20	D126	K+921	C100	A	66260131770
K1A1	125	6	15	20	D64	K+921	C100	A	66260132044
K1A1	125	8	15	20	D64	K+921	C100	A	66260131843
K1A1	125	10	10	20	D64	K+1421R	C100	A	66260341750
K1A1	125	10	15	20	D64	K+921	C100	A	66260374178
K1A1	125	12	10	20	D64	K+1421R	C100	A	66260352659
1K14A1	150	2.3	7	50	D151	K+920	C100	A	66260129975 ²⁾
3K14A1	150	3.6	6	32	D151	K+920	C100	A	66260130484
K1A1	150	12	10	20	D64	K+1421R	C100	A	66260352657



1A1 Stock programme

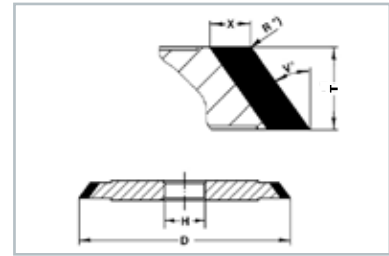
cBN grinding wheels

Shape	D	T	X	H	Grit size	Bond	Concentration	Body	Order number
K1A1	75	10	5	20	B107	KSS12N	V240	H	66260352656 ¹⁾
K1A1	100	10	5	20	B107	KSS12N	V240	H	66260352654
K1A1	100	15	5	20	B107	KSS12N	V240	H	66260347909
K1A1	125	6	5	20	B107	KSS12N	V240	A	66260118167 ¹⁾
K1A1	125	10	5	20	B107	KSS12N	V240	A	66260352653
K1A1	150	12	5	20	B107	KSS12N	V240	A	66260352652

¹⁾ Delivery time 5 - 6 weeks

²⁾ Available while stocks last

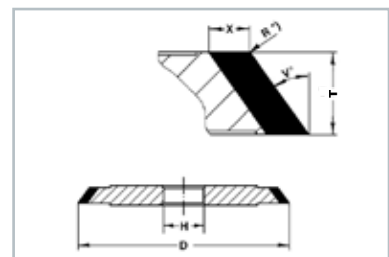
All dimensions in mm



TV1 Stock programme

Diamond grinding wheels

Shape	D	T	X	V°	H	Grit size	Bond	Concentration	Body	Order number	Comment
1K1V1	75	10	5	10	20	D64	K+1421R	C100	H	66260339433	
1K1V1	100	10	5	10	20	D64	K+1421R	C100	H	66260339432	
1K1V1	100	15	5	10	20	D64	K+1421R	C100	H	66260339431 ¹⁾	
K1V1	100	15	5	20	20	D64	K+1421R	C100	H	66260347907 ¹⁾	
K1V1	100	15	5	30	20	D64	K+1421R	C100	H	66260342813	
1K1V1	125	6	5	20	20	D64	K+1421R	C100	A	66260117593 ¹⁾	R = 0.2 ³⁾
1K1V1	125	10	5	10	20	D64	K+1421R	C100	A	66260352633 ¹⁾	
3K1V1	125	10	5	20	20	D64	K+1421R	C100	A	66260346267 ¹⁾	R = 0.5 ³⁾
1K1V1	125	10	5	30	20	D64	K+1421R	C100	A	66260115545 ¹⁾	
1K1V1	125	15	5	10	20	D64	K+1421R	C100	A	66260352641 ¹⁾	
1K1V1	125	15	5	20	20	D64	K+1421R	C100	A	66260345983 ¹⁾	R = 0.9 ³⁾
K1V1	125	15	5	30	20	D64	K+1421R	C100	A	66260352640 ¹⁾	
K1V1	150	12	5	15	20	D64	K+1421R	C100	A	66260119886 ¹⁾	



TV1 Stock programme

cBN grinding wheels

Shape	D	T	X	V°	H	Grit size	Bond	Concentration	Body	Order number
1K1V1	100	10	5	10	20	B107	KSS12N	V240	H	66260127891 ¹⁾
1K1V1	100	15	5	10	20	B107	KSS12N	V240	H	66260116353 ¹⁾
K1V1	100	15	5	20	20	B107	KSS12N	V240	H	66260115554 ¹⁾
K1V1	100	15	5	30	20	B107	KSS12N	V240	H	66260115756 ¹⁾
1K1V1	125	12	5	10	20	B107	KSS12N	V240	A	66260119462 ¹⁾
K1V1	150	12	5	15	20	B107	KSS12N	V240	A	66260127964 ¹⁾

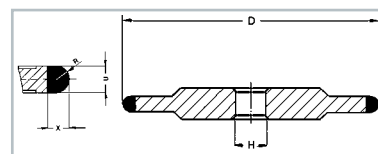
¹⁾ Delivery time 5 - 6 weeks

³⁾ Typically for Hertel SE Drill

All dimensions in mm

Please feel free to contact our sales engineers at any time. Contact details can be found on the last page.

14F1 Stock programme



Diamond grinding wheels

Shape	D	U	X	R	H	Grit size	Bond	Concentration	Body	Order number	Comment
1K14F1	100	4	6	2	20	D64	K+1421R	C100	H	66260339416	
K14F1	125	3	5	1.5	20	D64	K+1421R	C100	H	66260114821	
1K14F1	150	1	5	0.5	20	D64	K+888TY	C125	A	66260116538	
K14F1	150	2	5	1	20	D64	K+888R	C100	A	66260348744	³⁾
1K14F1	150	3	7	1.5	20	D126	K+920	C100	A	66260133404	
K14F1	150	4	5	2	20	D64	K+1421R	C100	A	66260351943 ¹⁾	³⁾
K14F1	150	5	7	2.5	20	D64	K+1421R	C100	A	66260129473 ¹⁾	
17K14F1	200	2	7	1	20	D64	K+920	C100	E	60157695294	
4K14F1	200	3	7	1.5	20	D126	K+920	C100	E	66260381129	
						D151	K+1313RY	C100	E	66260134511	
2K14F1	200	5	7	2.5	20	D126	K+920	C100	A	66260136115	
						D151	K+1313RY	C100	A	66260132727 ¹⁾	
						D252	K+920	C100	A	66260132184 ²⁾	

cBN grinding wheels

Shape	D	U	X	R	H	Grit size	Bond	Concentration	Body	Order number
K14F1	100	3	5	1.5	20	B107	KSS12N	V240	A	66260340210
K14F1	100	4	5	2	20	B107	KSS12N	V240	A	66260116260
1K14F1	100	4	5	2	20	B151	KSSJY-63	V240	H	60157643640 ²⁾
3K14F1	125	4	5	2	20	B107	KSS12N	V240	A	66260352649 ¹⁾
K14F1	150	4	5	2	20	B107	KSS12N	V240	A	66260352648 ¹⁾
17K14F1	200	2	7	1	20	B64	KSS007N-63	V180	E	60157695901
4K14F1	200	3	7	1.5	20	B181	KSS007N-63	V180	E	66260133528
2K14F1	200	5	7	2.5	20	B181	KSS007N-63	V180	A	60157695651

Besides flute grinding, the items listed in this section are also suitable for gashing, radius sharpening and profile grinding, depending on machine software.

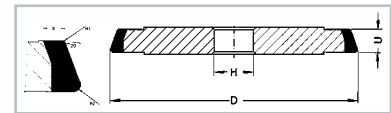
¹⁾ Delivery time 5 - 6 weeks

²⁾ Available while stocks last

³⁾ Typically for Hertel SE-Drill

All dimensions in mm

700 Delivery programme



Diamond grinding wheels										
Shape	D	U	X	H	Grit size	Bond	Concentration	Body	Order number	Comment
2K700	125	6	3	20	D46	K+1421R	C100	H	66260119545 ¹⁾	Drill ³⁾ Ø 3...6
2K700	125	10	5	20	D46	K+1421R	C100	A	66260384095 ¹⁾	Drill ³⁾ Ø 6...8
1K700	125	12	5	20	D46	K+1421R	C100	A	66260352647 ¹⁾	Drill ³⁾ Ø 8...11
1K700	125	16	5	20	D46	K+1421R	C100	H	66260384094 ¹⁾	Drill ³⁾ Ø 11...15
1K700	125	22	5	20	D64	K+1421R	C100	A	66260127878 ¹⁾	Drill ³⁾ Ø 15...20

¹⁾ Delivery time 5 - 6 weeks

³⁾ Typically for Hertel SE Drill

All dimensions in mm

Please feel free to contact our sales engineers at any time. Contact details can be found on the last page.

Diamond and cBN grinding wheels for gashing

Gashing reduces the width of the chisel edge of a drill or end mill in order to reduce the forces during subsequent use of the tool. 12V9 wheels or pointed 1V1 / 14V1 wheels are generally used (the typical angle is 45°). Occasionally, 1A1 and 11V9 wheels are used. The advantage of 1V1 wheels over 12V9 wheels is a more rigid body.



Selection assistant for WINTER bond systems

Diamond grinding wheels	Wear resistance	Recommendations for use
V-Pro4073	↑	High-performance resin bond for gashing and grinding of clearance angles
Q-Flute ²		High-performance resin bond for flute grinding
K+980		More wear-resistant, resin bond with high edge stability
K+921		More wear-resistant resin bond preferably wet grinding
K+1421R		Standard resin bond for CNC applications
K+888R		Universal resin bond for dry grinding
K+1410		Free-grinding resin bond for dry grinding
cBN grinding wheels	Wear resistance	Recommendations for use
V-Pro4073	↑	High-performance resin bond for gashing and grinding of clearance angles
KSS980		More wear-resistant, resin bond with high edge stability
KSSJY		Universal resin bond for wet grinding
KSS12N		Standard resin bond for CNC applications

Standard dimensions for gashing

Workpiece	Material	Machine	Peripheral grinding wheel		Coolant
			Shape	Bond	
Drills End mills Reamers	Tungsten Carbide HSS Cermet	All CNC tool grinding machines	1A1, 1V1 Ø 50...150 T 3...30 X 5...15	Q-Flute ² V-Pro K+ / KSS bonds	Oil Emulsion
Workpiece	Material	Machine	Cup grinding wheel		Coolant
			Shape	Bond	
Drills End mills Reamers	Tungsten Carbide HSS Cermet	All CNC tool grinding machines	12V9 Ø 50...150 W 2...3 X 6...10	K+ / KSS / V-Pro	Oil Emulsion

Other dimensions on request

Innovative gashing with V-Pro

The WINTER V-Pro grinding wheel programme completes the portfolio of diamond and cBN grinding wheels for machining shank tools on CNC grinding machines. The innovative hybrid bond shows remarkable edge stability in combination with increased infeed rates. V-Pro achieves significant leaps forward in reduction of production time, as proved in the application examples below. Apart from 12V9 grinding wheels, V-Pro is available in other geometries for gashing milling and drilling tools.



V-PRO

Application example - gashing of tungsten carbide drills

Grinding tool: D64 V-Pro4073 C125 A
Grinding machine: ANCA TX7+
Coolant: Oil
Workpiece: Tungsten carbide drill, Ø 9mm

Grinding parameters

Feed rate: $v_f = 60 \text{ mm/min}$
 Infeed: $a_e = 0.5 \text{ mm}$
 Cutting speed: $v_c = 18 \text{ m/s}$

Benefit:

Reduction of down time through increased dressing intervals
 25% reduction of grinding time
 Considerable improvement of productivity

V-PRO

Application example - re-grinding of tungsten carbide end mills

Grinding tool: D64 V-Pro4073 C125 A
Grinding machine: Schneeburger Norma
Coolant: Oil
Workpiece: Tungsten carbide end mill, Ø 18mm

Grinding parameters

Feed rate: $v_f = 100 \text{ mm/min}$
 Infeed: $a_e = 0.3 \text{ mm}$
 Cutting speed: $v_c = 25 \text{ m/s}$

Benefit:

Very long lifetime
 30% reduction of grinding time
 Enormous cost savings

V-PRO

Application example—Re-grinding of HSS end mills

Grinding wheel: B107 V-Pro4073 V300 A
Machine: Schneeburger Norma
Coolant: Oil
Workpiece: HSS end mill, Ø 35mm

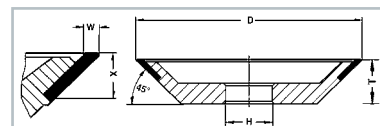
Grinding parameters

Feed rate: $v_f = 40 \text{ mm/min}$
 Infeed: $a_e = 1.5 \text{ mm}$
 Cutting speed: $v_c = 35 \text{ m/s}$

Benefit:

Very good edge stability and lifetime
 30% reduced grinding time
 Significant cost savings

12V9 Stock programme



Diamond grinding wheels

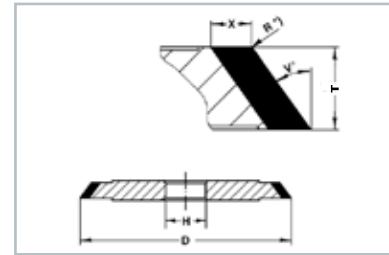
Shape	D	W	X	H	Grit size	Bond	Concentration	Body	Order number	Comment
4SP12V9	100	3	10	20	D46	V-Pro4073	C125	A	7958711384	T = 20
					D64	V-Pro4073	C125	A	69014147396	
1SP12V9	125	3	10	20	D46	V-Pro4073	C125	A	7958709321	T = 25
					D64	V-Pro4073	C125	A	69014144422	

cBN grinding wheels

Shape	D	W	X	H	Grit size	Bond	Concentration	Body	Order number	Comment
4SP12V9	100	3	10	20	B107	V-Pro4073	V300	A	7958722543	T = 20
1SP12V9	125	3	10	20	B107	V-Pro4073	V300	A	7958710238	T = 25

11V9 V-Pro grinding wheels ex stock are shown in the next section „clearance angle grinding“ of this chapter.

Standard grinding wheels for gashing

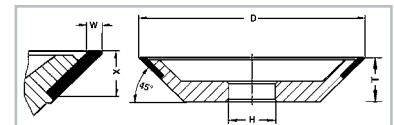


TV1 / 14V1 Stock programme

Diamond grinding wheels										
Shape	D	T	X	V°	H	Grit size	Bond	Concentration	Body	Order number
SP1V1	100	10	6	45	20	D54	Q-Flute ²		A	66260129991
K1V1	100	15	5	45	20	D64	K+1421R	C100	H	66260352665
1K1V1	125	10	5	45	20	D64	K+1421R	C100	A	66260352664
SP1V1	125	10	6	45	20	D54	Q-Flute ²		A	66260115514
K1V1	125	15	5	45	20	D64	K+1421R	C100	A	66260352639 ¹⁾

cBN grinding wheels										
Shape	D	T	X	V°	H	Grit size	Bond	Concentration	Body	Order number
K1V1	100	15	5	45	20	B107	KSS12N	V240	H	66260352663 ¹⁾
1K1V1	125	12	5	45	20	B107	KSS12N	V240	A	66260352661

12V9 Stock programme



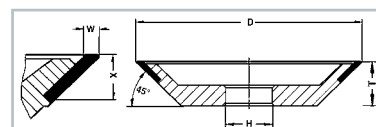
Diamond grinding wheels										
Shape	D	W	X	H	Grit size	Bond	Concentration	Body	Order number	Comment
2K12V9	50	2	6	20	D64	K+1421R	C100	A	66260128817	T = 19, S = 45°
3K12V9	75	2	10	20	D64	K+1421R	C100	H	66260338583	T = 20, S = 45°
2K12V9	75	3	10	20	D64	K+1421R	C100	H	66260352673	T = 20, S = 45°
6K12V9	100	2	10	20	D64	K+1421R	C100	H	66260344811	T = 20, S = 45°
3K12V9	100	3	10	20	D64	K+1421R	C100	H	66260339437	T = 20, S = 45°
					D126	K+888R	C100	H	66260128545	

¹⁾ Delivery time 5 - 6 weeks

All dimensions in mm

Please feel free to contact our sales engineers at any time. Contact details can be found on the last page.

12V9 Stock programme



Diamond grinding wheels

Shape	D	W	X	H	Grit size	Bond	Concentration	Body	Order number	Comment
9K12V9	125	2	10	20	D64	K+1410	C125	H	69014182731	T = 25, S = 45°
					D64	K+980-42	C125	H	60157672850	
					D91	K+921	C125	H	66260383462	
5K12V9	125	3	10	20	D64	K+1421R	C100	H	66260334260	T = 25, S = 45°
5K12V9	150	3	10	20	D64	K+1421R	C100	H	66260117874	T = 25, S = 45°

cBN grinding wheels

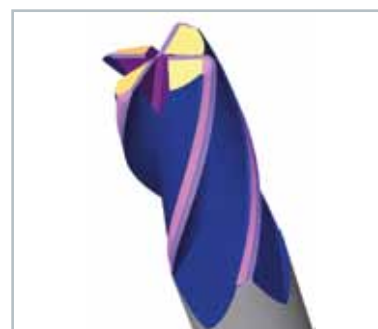
Shape	D	W	X	H	Grit size	Bond	Concentration	Body	Order number	Comment
3K12V9	75	2	10	20	B107	KSS12N	V240	H	66260352670	T = 20, S = 45°
6K12V9	100	2	10	20	B107	KSS12N	V240	H	66260352669	T = 20, S = 45°
					B107	KSS980-60	V240	H	60157685426	
1K12V9	100	3	15	20	B107	KSS12N	V240	H	66260352668	T = 20, S = 45°
					B151	KSSJY-77	V240	H	60157642984	
9K12V9	125	2	10	20	B107	KSS980-60	V240	H	60157685183	T = 25, S = 45°
5K12V9	125	3	10	20	B107	KSS12N	V240	H	66260354629	T = 25, S = 45°
6K12V9	125	3	15	20	B107	KSS12N	V240	H	66260352667	T = 25, S = 45°
					B151	KSSJY-77	V240	H	66260128064	

Besides gashing, the items listed on these pages are also suitable for flute grinding, clearance grinding and radius sharpening depending on machine software.

All dimensions in mm

Diamond and cBN grinding wheels for clearance angle grinding

Grinding clearance angles on the cutting edge of a tool reduces the contact area between the tool and the workpiece during drilling or milling processes. One or two clearance angles are usually ground on the face. Up to two clearance angles / clearances can be produced on the circumference; on some tools these take the form of radial clearance grinding. For grinding clearance angles 11V9 cup wheels or similar geometries are typically used. Our extensive standard range can be found on the following pages of this catalogue. 12V9 or surface grinding wheels are also used. Compatible tools with these geometries are listed in the chapters on flute grinding and gashing.



Selection assistant for WINTER bond systems

Diamond grinding wheels	Wear resistance	Recommendations for use
V-Pro4073	↑	High-performance resin bond for gashing and grinding of clearance angles
K+980		More wear-resistant, resin bond with high edge stability
K+921		More wear-resistant resin bond preferably wet grinding
K+1421R		Standard resin bond for CNC applications
K+888R		Universal resin bond for dry grinding
K+1410		Free-grinding resin bond for dry grinding
cBN grinding wheels	Wear resistance	Recommendations for use
V-Pro4073	↑	High-performance resin bond for gashing and grinding of clearance angles
KSS980		More wear-resistant, resin bond with high edge stability
KSS12N		Standard resin bond for CNC applications

Standard dimensions for the grinding of clearance angles

Workpiece	Material	Machine	Cup grinding wheel		Coolant
			Shape	Bond	
Drills End mills Reamers	Tungsten Carbide HSS Cermet	All CNC tool grinding machines	6A9, 11V9, 12A2, ... Ø 75...125 W 2...3 X 10	K+ / KSS / V-Pro	Oil Emulsion

Other dimensions on request

Innovative clearance angle grinding with V-Pro

The WINTER V-Pro grinding wheel programme completes the portfolio of diamond and cBN grinding wheels for machining shank tools on CNC grinding machines. The innovative hybrid bond shows remarkable edge stability in combination with increased infeed rates. V-Pro achieves significant leaps forward in reduction of production time, as proved in the application examples below. Apart from 11V9 grinding wheels, V-Pro is available in other geometries for clearance angle grinding on milling and drilling tools.



Application example - Clearance angle (circumference)

Grinding tool:	D64 V-Pro4073 C125 A
Grinding machine:	SAACKE
Coolant:	Oil
Work piece:	Tungsten carbide drills; Ø11 mm
Grinding parameters	
Feed rate:	$v_f = 120 \text{ mm/min}$
Infeed:	$a_e = 1.2 \text{ mm}$
Cutting speed:	$v_c = 17 \text{ m/s}$
Benefit:	
	2 times longer dressing interval
	Huge time savings
	Significant increase in productivity



Application example - Clearance angle re-grinding (face and circumference)

Grinding tool:	D64 V-Pro4073 C125 A
Grinding machine:	HAWEMA
Coolant:	Oil
Work piece:	Tungsten carbide drills and end mills Ø6...25 mm
Grinding parameters	
Feed rate:	$v_f = 80 \text{ mm/min}$
Infeed:	$a_e = \text{app. } 1 \text{ mm}$
Cutting speed:	$v_c = 16...20 \text{ m/s}$
Benefit:	
	Very low edge wear
	Long dressing intervals
	Perfect surface quality

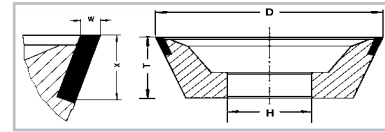


Application example - Clearance grinding (point relief)

Grinding tool:	B107 V-Pro4073 V300 A
Grinding machine:	Walter Helitronic
Coolant:	Oil
Work piece:	HSS-Fräser Ø.24 mm
Grinding parameters	
Feed rate:	$v_f = 100 \text{ mm/min}$
Infeed:	$a_e = \text{app. } 1 \text{ mm}$
Cutting speed:	$v_c = 40 \text{ m/s}$
Benefit:	
	Fantastic lifetime
	Huge reduction of cycle time
	Huge reduction of cycle time



11V9 Stock programme

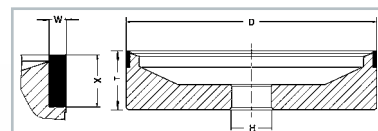


Diamond grinding wheels										
Shape	D	W	X	H	Grit size	Bond	Concentration	Body	Order number	Comment
1SP11V9	75	3	10	20	D46	V-Pro4073	C125	D	7958711381	T = 30
					D64	V-Pro4073	C125	D	7958708546	
3SP11V9	100	3	10	20	D46	V-Pro4073	C125	D	7958704895	T = 35
					D64	V-Pro4073	C125	D	69014133000	
1SP11V9	125	3	10	20	D46	V-Pro4073	C125	D	7958711383	T = 40
					D64	V-Pro4073	C125	D	7958709384	

cBN - Schleifscheiben										
Shape	D	W	X	H	Grit size	Bond	Concentration	Body	Order number	Comment
1SP11V9	75	3	10	20	B107	V-Pro4073	V300	D	7958713361	T = 30
3SP11V9	100	3	10	20	B107	V-Pro4073	V300	D	7958710236	T = 35
2SP11V9	125	3	10	20	B107	V-Pro4073	V300	D	7958747439	T = 40

12V9 V-Pro grinding wheels ex stock are shown in the previous section „gashing“ of this chapter.

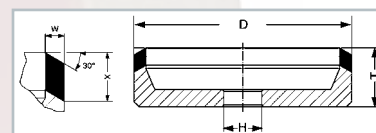
Standard grinding wheels for clearance angle grinding



6A9 Stock programme

Diamond grinding wheels

Shape	D	W	X	H	Grit size	Bond	Concentration	Body	Order number	Comment
11K6A9	100	3	10	20	D64	K+1421R	C100	H	66260339412	T = 30
1K6A9	125	3	10	20	D126	K+920	C100	A	60157643461	T = 30



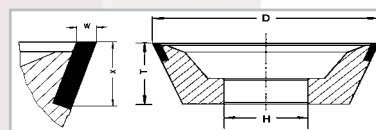
6V5 Stock programme

Diamond grinding wheels

Shape	D	W	X	V°	H	Grit size	Bond	Concentration	Body	Order number	Comment
1K6V5	100	4.5	10	30	20	D64	K+1421R	C100	H	66260370517	T = 34

cBN grinding wheels

Shape	D	W	X	V°	H	Grit size	Bond	Concentration	Body	Order number	Comment
1K6V5	100	4.5	10	30	20	B107	KSS12N	V240	H	66260370513 1)	T = 34

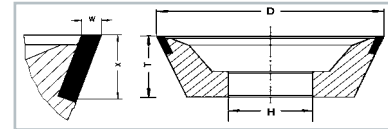


11V9 Stock programme

Diamond grinding wheels

Shape	D	W	X	H	Grit size	Bond	Concentration	Body	Order number	Comment
7K11V9	75	2	10	20	D64	K+1421R	C100	H	66260338587	T = 30
					D64	K+1410	C125	H	60157685425	
2K11V9	75	3	10	20	D64	K+1421R	C100	H	66260347304	T = 30
8K11V9	100	2	10	20	D64	K+1421R	C100	H	66260338586	T = 35
					D64	K+1410	C125	H	69014163728	
					D64	K+980-42	C125	H	66260324844	
					D91	K+921	C125	H	66260383968	
					D126	K+888R	C100	H	66260344473	

All dimensions in mm



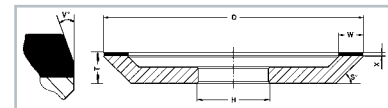
11V9 Stock programme

Diamond grinding wheels

Shape	D	W	X	H	Grit size	Bond	Concentration	Body	Order number	Comment
10K11V9	100	3	10	20	D46	K+1421R	C100	H	66260346530 ¹⁾	T = 35
					D64	K+1421R	C100	H	66260334264	
11K11V9	125	3	10	20	D64	K+1421R	C100	H	66260338584	T = 40

cBN grinding wheels

Shape	D	W	X	H	Grit size	Bond	Concentration	Body	Order number	Comment
7K11V9	75	2	10	20	B107	KSS12N	V240	H	66260352681	T = 30
					B107	KSS980-60	V240	H	60157685182	
2K11V9	75	3	10	20	B107	KSS12N	V240	H	66260352679 ¹⁾	T = 30
8K11V9	100	2	10	20	B107	KSS12N	V240	H	66260352678	T = 35
					B107	KSS980-60	V240	H	69014163185	
10K11V9	100	3	10	20	B107	KSS12N	V240	H	66260352675	T = 35
11K11V9	125	3	10	20	B107	KSS12N	V240	H	66260352674	T = 40



12A2 Stock programme

Diamond grinding wheels

Shape	D	W	X	S°	H	Grit size	Bond	Concentration	Body	Order number	Comment
2K12A2	125	15	3	45	20	D46	K+1421R	C100	H	66260352597	V = 20° T = 26

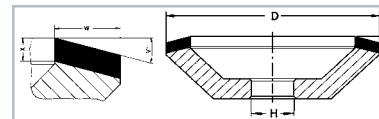
cBN grinding wheels

Shape	D	W	X	S°	H	Grit size	Bond	Concentration	Body	Order number	Comment
2K12A2	125	15	3	45	20	B91	KSS12N	V240	H	66260352593	V = 20° T = 26

¹⁾ Delivery time 5 - 6 weeks

All dimensions in mm

Please feel free to contact our sales engineers at any time. Contact details can be found on the last page.



12V5 Stock programme

Diamond grinding wheels

Shape	D	W	X	V°	H	Grit size	Bond	Concentration	Body	Order number	Comment
K12V5	100	10	5	20	20	D46	K+1421R	C100	H	66260352645	T = 28

cBN grinding wheels

Shape	D	W	X	V°	H	Grit size	Bond	Concentration	Body	Order number	Comment
K12V5	100	10	5	20	20	B91	KSS12N	V240	H	66260127380 ¹⁾	T = 28

Apart from grinding clearance angles, the items listed on these pages are also suitable for flute grinding, OD grinding, gashing, radial clearance grinding and radius sharpening, depending on the machine software.

¹⁾ Delivery time 5 - 6 weeks

WINTER
Facts

Shank
tools

Saws

Inserts

PCD
PCBN

Knives

Milling
cutters

Mould
and die

Service
Glossary
Contact

All dimensions in mm

Diamond and cBN grinding wheels for universal grinding

Universal grinding tasks include all the applications on universal tool grinding machines. Grinding wheels for grinding and re-sharpening of different tools are listed. Depending on the type of bond, the grinding wheels are suitable for either / or dry and wet grinding. According to the tool type and machine type, different geometries are required. Different types of cup wheels and several surface grinding wheels are listed on the following pages. Detailed information on fields of application is shown below each table. 1A1 grinding wheels for OD and ID grinding are listed in the 'Mould and Die' chapter.



Selection assistant for WINTER bond systems

Diamond grinding wheels	Wear resistance	Recommendations for use
BZ560	↑	Metal bond for wet and dry grinding
M+789		Special bond for tungsten carbide-steel combination grinding, dry
K+1414R		Resin bond for tungsten carbide-steel combination grinding, dry
K+1414N		Resin bond for tungsten carbide-steel combination grinding, dry
K+1414J		Resin bond for tungsten carbide-steel combination grinding, dry
K+888RY		Universal resin bond for wet grinding
K+888NY		Universal resin bond for wet grinding
K+888R		Universal resin bond for dry grinding
K+888N		Universal resin bond for dry grinding
K+888J		Universal resin bond for dry grinding
K+888FM		Fine-grit resin bond for polish grinding
K+1410		Free-grinding resin bond for dry grinding
K+777R		Universal resin bond for fine-grain applications
K+777N		Universal resin bond for fine-grain applications
K+777J		Universal resin bond for fine-grain applications
KR250		Free-grinding resin bond, wet/dry grinding
K+730		Very free-grinding fine-grain bond, dry grinding possible

Selection assistant for WINTER bond systems

cBN grinding wheels	Wear resistance	Recommendations for use
KSS920		More wear-resistant resin bond also dry grinding
KSSTY		Universal resin bond for wet grinding
KSSRY		Universal resin bond for wet grinding
KSS12		Standard resin bond for CNC applications
KSS10N		Universal resin bond for tool grinding
KSS10J		Universal resin bond for tool grinding
KR102		Free-grinding resin bond for wet grinding
KSS007		Free-grinding resin bond for dry grinding and under oil
KSS1065		Particularly free-grinding dry grinding bond

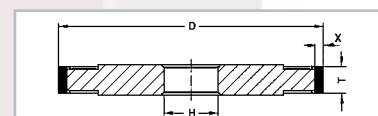
Standard dimensions for manual grinding

Workpiece	Material	Machine	Peripheral grinding wheel		Coolant
			Shape	Bond	
Drills End mills Reamers Cutting chisels Gravers	Tungsten carbide HSS Cermet	All universal tool grinding machines	1A1, 14A1, 14F1,... Ø 75...125 U 2...4.4 X 3...6	Various bonds (see above)	Dry Emulsion

Workpiece	Material	Machine	Cup grinding wheel		Coolant
			Shape	Bond	
Drills End mills Reamers Cutting chisels Gravers	Tungsten carbide HSS Cermet	All universal tool grinding machines	4A2, 11V9, 12A2,... Ø 75...175 W 3...10 X 1...10	Various bonds (see above)	Dry Emulsion

Other dimensions on request

1A1 Stock programme



Diamond grinding wheels

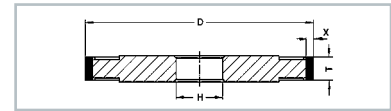
Shape	D	T	X	H	Grit size	Bond	Concentration	Body	Order number
K1A1	100	6	10	20	D64	K+888R	C50	A	66260131547
K1A1	100	10	4	20	D126	K+1414N	C100	A	66260127052

Application

For grinding tungsten carbide and carbide-tipped tools, for example OD grinding. Suitable for use on universal tool grinding machines.

All dimensions in mm

1A1 Stock programme

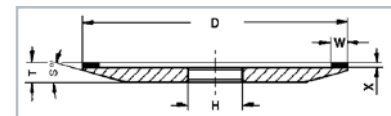


cBN grinding wheels

Shape	D	T	X	H	Grit size	Bond	Concentration	Body	Order number
K1A1	100	10	2	20	B126	KSSRY	V180	H	66260136247
K1A1	125	10	2	20	B126	KSS10N	V120	H	66260134925

Application

For grinding HSS tools, for example OD grinding. Suitable for use on universal tool grinding machines.



4A2 Stock programme

Diamond grinding wheels

Shape	D	W	X	H	Grit size	Bond	Concentration	Body	Order number	Comment
K4A2	100	6	2	20	D64	K+888N	C50	H	66260137071 ¹⁾	S = 15°, T = 8
6K4A2	125	5	2	20	D46	K+888J	C50	H	60157643448	S = 15°, T = 10
					D64	K+888R	C50	H	60157643256	
1K4A2	125	6	2	20	D46	K+1410	C75	H	66260115833	
					D64	K+1410	C100	H	66260128030	
K4A2	150	5	4	20	D64	K+888N	C50	H	60157643184	S = 15°, T = 13
K4A2	175	5	4	20	D64	K+888N	C50	H	60157643327	S = 15°, T = 13

cBN grinding wheels

Shape	D	W	X	H	Grit size	Bond	Concentration	Body	Order number	Comment
K4A2	100	4	2	20	B107	KSS10N	V120	H	60157642646 ¹⁾	S = 15°, T = 8
K4A2	125	4	2	20	B107	KSS10N	V120	H	60157642812 ¹⁾	S = 15°, T = 6
K4A2	125	5	4	20	B126	KSS10J	V120	H	60157642977 ¹⁾	S = 11°, T = 15
3K4A2	150	3	2	20	B151	KSSRY	V240	A	66260134960 ¹⁾	S = 20°, T = 17
K4A2	150	4	2	20	B107	KSS10N	V120	H	60157642791	S = 15°, T = 6
K4A2	175	5	4	20	B126	KSS10J	V120	H	60157643668	S = 15°, T = 13
K4A2	200	6	2	20	B107	KSS10J	V120	H	60157643223 ¹⁾	S = 15°, T = 11

Application

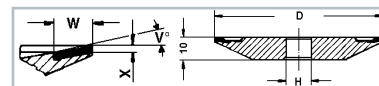
For face grinding, T < 10 mm: especially for narrow chip space. Suitable for universal tool grinding machines.

¹⁾ Delivery time 5 to 6 weeks

All dimensions in mm

Please feel free to contact our sales engineers at any time. Contact details can be found on the last page.

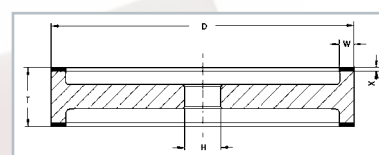
4V4 Stock programme



cBN grinding wheels

Shape	D	W	X	V°	H	Grit size	Bond	Concentration	Body	Order number	Comment
1K4V4	100	6	1	10	20	B151	KSSTY	V180	A	66260135829	T = 10 S = 25°

Application
For face grinding

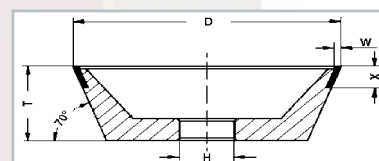


9A3 Stock programme

Diamond grinding wheels

Shape	D	W	X	T	H	Grit size	Bond	Concentration	Body	Order number
1K9A3	175	5	2	30	20	D64	K+888N	C50	A	66260112486 ¹⁾
						D126	K+888N	C75	A	66260116615 ²⁾
K9A3	175	8	2	35	20	D46	K+888NY	C31	A	66260136275 ¹⁾
						D64	K+888NY	C31	A	66260134834 ¹⁾

Application
For grinding carbide-tipped cutters



11V9 Stock programme

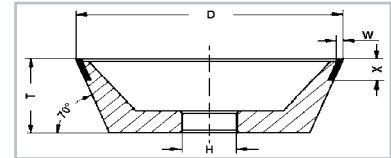
Diamond grinding wheels

Shape	D	W	X	H	Grit size	Bond	Concentration	Body	Order number	Comment
K11V9	75	2	10	20	D15C	K+888R	C50	H	66260111375	T = 30
					D46	K+888R	C75	D	66260128403	
					D64	K+888R	C75	D	60157644128	
					D91	K+888R	C75	D	66260136470	
					D126	K+888R	C75	D	66260135883	

¹⁾ Delivery time 5 - 6 weeks

²⁾ Available while stocks last

All dimensions in mm



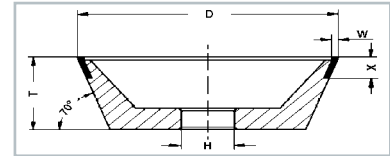
11V9 Stock programme

Diamond grinding wheels										
Shape	D	W	X	H	Grit size	Bond	Concentration	Body	Order number	Comment
K11V9	100	2	10	20	D15A	K+777R	C75	H	66260110921	T = 35
					D46	K+1414N	C75	D	66260114079	
					D64	K+888R	C75	D	60157642864	
					D64	K+888R	C75	H	60157642816	
					D91	K+888R	C75	D	60157642783	
					D126	K+888R	C75	D	66260137065	
					D126	K+1414J	C75	D	66260100363	
					D126	K+1414N	C75	D	60157643573	
					D151	K+1410	C75	D	66260129623	
K11V9	100	3	10	20	D46	K+1414N	C75	D	60157643080	T = 35
					D64	K+888R	C75	D	60157643467	
					D91	K+888R	C75	D	66260134899	
					D126	K+888R	C75	D	60157642950	
					D126	K+1410	C75	D	66260136164	
					D126	K+1414N	C75	D	66260134959	
					D151	K+1410	C75	D	66260355670	

Application

For grinding tungsten carbide and carbide-tipped tools, gashing and grinding of clearance angles. For use on universal tool grinding machines, dry and wet. Also for graver grinding machines.

11V9 Stock programme

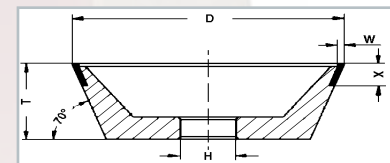


Diamond grinding wheels

Shape	D	W	X	H	Grit size	Bond	Concentration	Body	Order number	Comment
M11V9	95.3	3.2	9.3	20	D91	M+789	C50	D	60157642796	T = 35
					D126	M+789	C50	D	66260136404	
					D126	M+789	C75	D	60157643011	
M11V9	95,3	3,2	9,3	31,75	D151	M+789	C75	D	7958739858	T = 35
M11V9	125	3	10	20	D126	M+789	C75	D	60157643328	T = 40

Application

For grinding tungsten carbide-tipped tools with up to 50% shank material. For use on universal tool and graver grinding machines, dry and wet. Well suited for creep-feed grinding, e.g. for halving of gravers.



11V9 Stock programme

cBN grinding wheels

Shape	D	W	X	H	Grit size	Bond	Concentration	Body	Order number	Comment
K11V9	75	2	6	20	B181	KSS007N	V180	D	60157643817 *)	T = 30
K11V9	75	2	10	20	B126	KSS10N	V180	D	60157643665	T = 30
					B181	KSS007N	V180	D	66260136571 *)	
K11V9	75	3	10	20	B126	KSS10N	V180	D	60157643113	T = 30
K11V9	100	2	10	20	B91	KSS12N	V180	D	66260128013 2)	T = 35
					B126	KSS007N	V180	D	60157643642 *)	
					B126	KSS10N	V180	D	60157643300	
					B151	KSS1065V-63	V180	H	66260355615	
					B181	KSS007N	V180	D	66260135739 *)	
					B181	KSS007N-63	V180	D	60157642872 *)	
K11V9	100	3	10	20	B126	KSS10N	V180	D	60157643042	T = 35
K11V9	125	2	10	20	B126	KSS10N	V180	H	60157643879	T = 40
					B181	KSS007N	V180	D	66260135770 *)	

*) KSS007N for high material removal rate at $v_c > 30$ m/s.

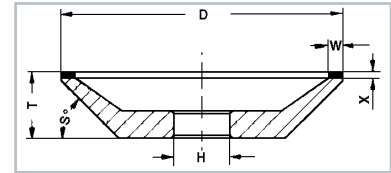
Infeed $a_g = 0.05 \dots 0.15$ mm

2) Available while stocks last

Application

For grinding HSS tools, for gashing and grinding of clearance angles. For use on universal tool and graver grinding machines, dry and wet.

All dimensions in mm



12A2 Stock programme

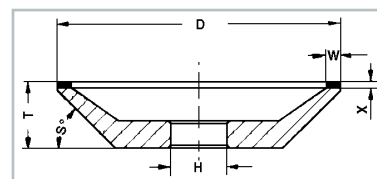
Diamond grinding wheels											
Shape	D	W	X	S°	H	Grit size	Bond	Concentration	Body	Order number	Comment
1K12A2	75	3	4	45	20	D7	K+730	C50	B	60157643560	T = 24
						D15B	K+777J	C50	B	66260135928	
						D46	K+888J	C75	D	60157643552	
						D64	K+888J	C75	D	66260136270	
						D91	K+888R	C75	H	60157642779	
						D126	K+888R	C75	A	66260136273	
K12A2	100	5	2	45	20	D46	K+888N	C50	H	60157643097	T = 25
						D91	K+888R	C50	H	60157643285	
						D91	K+888R-69	C50	A	66260147081	
K12A2	100	6	4	45	20	D64	K+888R	C50	D	60157642582	T = 27
						D126	K+888R	C75	D	60157642588	
K12A2	100	10	2	45	20	D64	K+888J	C50	H	66260136330	T = 25
						D126	K+888J	C50	H	60157642866	
K12A2	100	10	4	45	20	D126	K+888N	C75	H	66260135975	T = 27
K12A2	125	6	2	45	20	D46	K+888R	C50	H	60157642628	T = 25
						D126	K+888R	C50	H	66260129825 ¹⁾	
K12A2	125	12.5	2	45	20	D64	K+888J	C50	H	60157642835	T = 25
						D91	K+888J	C50	H	60157642684	
						D126	K+888J	C50	H	60157642792	
K12A2	150	15	2	45	20	D91	K+777N	C50	H	66260136459	T = 25

Application

For grinding tungsten carbide and carbide-tipped tools, e.g. reamers, gravers and cutters. For use on universal tool grinding machines, dry and wet grinding.

¹⁾ Delivery time 5 - 6 weeks

12A2 Stock programme



Diamond grinding wheels

Shape	D	W	X	S°	H	Grit size	Bond	Concentration	Body	Order number	Comment
M12A2	75	3	4	45	20	D91	M+789	C50	A	60157643230	T = 24
M12A2	100	6	4	45	20	D91	M+789	C50	H	60157642871	T = 27
						D126	M+789	C50	H	60157642688	

Application

For grinding tungsten carbide-tipped tools with up to 50% shank material. For use on universal tool and graver grinding machines, dry and wet grinding. Well suited for creep-feed grinding, e.g. for halving of gravers.

Diamond grinding wheels

Shape	D	W	X	S°	H	Grit size	Bond	Concentration	Body	Order number	Comment
BZ12A2	125	10	1	45	20	D91	BZ560	C75	E	60157642968	

Application

Universally suited for all robust applications, e.g. on all grinding machines for tungsten carbide lathe tools. Suitable for dry and wet grinding.

cBN grinding wheels

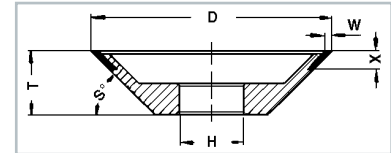
Shape	D	W	X	S°	H	Grit size	Bond	Concentration	Body	Order number	Comment
1K12A2	75	3	4	45	20	B46	KSS10N	V180	H	60157643055	T = 24
						B91	KSS10N	V180	H	66260135831	
K12A2	100	5	2	20	20	B126	KSS10J	V120	H	66260136215 ²⁾	T = 12
K12A2	100	5	2	45	20	B126	KSS10J	V120	H	60157643373	T = 25
K12A2	150	5	2	20	20	B126	KSS10J	V120	H	66260134924	T = 18
K12A2	175	5	4	20	20	B126	KSS10J	V120	H	66260128803	T = 22
K12A2	200	5	4	20	20	B126	KSS10J	V120	H	66260127109	T = 24

Application

For grinding HSS tools, especially cutting face. Suitable for use on universal tool grinding machines, dry and wet.

²⁾ Available while stocks last

All dimensions in mm



12V9 Stock programme

Diamond grinding wheels										
Shape	D	W	X	H	Grit size	Bond	Concentration	Body	Order number	Comment
K12V9	75	2	6	20	D46	K+1414N	C75	D	66260110121	T = 20, S = 45°
					D64	K+888R	C75	D	60157643020	
K12V9	75	2	10	20	D15B	K+888FM	C100	H	66260129105	T = 20, S = 45°
2K12V9	75	2	10	20	D15C	K+777N	C75	H	66260116643	T = 25, S = 45°
					D64	K+888R	C75	D	60157642957	
					D91	K+888R	C75	D	66260132226	
					D126	K+888R	C75	D	60157643465	
K12V9	75	3	6	20	D46	K+1414N	C75	H	66260119257	T = 20, S = 45°
K12V9	100	1.5	6	20	D151	K+888RY	C75	H	60157643322	T = 20, S = 45°
K12V9	100	2	6	20	D91	K+888R	C75	H	66260114858	T = 20, S = 45°
5K12V9	100	2	10	20	D46	K+888R	C75	D	66260118421	T = 25, S = 45°
					D64	K+888R	C75	D	66260136069	
					D126	K+888R	C75	D	60157643198	
3K12V9	100	3	6	20	D91	K+888R	C75	A	66260107650	T = 20, S = 30°

Application

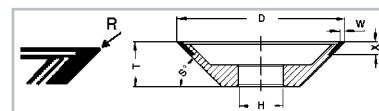
For grinding tungsten carbide tools, gashing and grinding of cutting faces. For use on universal tool grinding machines, dry and wet.

cBN grinding wheels										
Shape	D	W	X	H	Grit size	Bond	Concentration	Body	Order number	Comment
7K12V9	50	2	6	20	B126	KSS10N	V180	D	66260136491	T = 16, S = 45°
K12V9	75	2	6	20	B126	KSS10N	V180	D	66260139893	T = 20, S = 45°
2K12V9	75	2	10	20	B126	KSS10N	V180	D	66260136065	T = 25, S = 45°

All dimensions in mm

Please feel free to contact our sales engineers at any time. Contact details can be found on the last page.

12V9 Stock programme



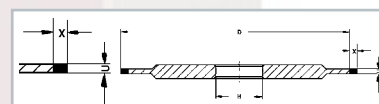
cBN grinding wheels

Shape	D	W	X	H	Grit size	Bond	Concentration	Body	Order number	Comment
3K12V9	75	3	6	20	B181	KSS007N	V180	D	60157643923 *)	T = 20 S = 45°, R = 1
K12V9	100	2	6	20	B126	KSS10N	V180	D	60157643398	T = 35 S = 45°
5K12V9	100	2	10	20	B126	KSS10N	V180	D	60157643440	T = 25 S = 45°
4K12V9	100	2	10	20	B181	KSS007N-63	V180	H	66260114593 *)	T = 24 S = 45°
6K12V9	100	3	6	20	B181	KSS007N	V180	D	60157643800 *)	T = 20 S = 45°, R = 1
7K12V9	100	3	6	20	B181	KSS007N	V180	A	60157643335 *)	T = 20 S = 35°, R = 1
1K12V9	100	3	15	20	B151	KSS007N-77	V180	H	60157642915 *) ²⁾	T = 22 S = 45°
3K12V9	125	3	6	20	B181	KSS007N	V180	D	60157643131 *)	T = 25 S = 45°, R = 1
K12V9	125	3	10	20	B151	KSS007N-77	V180	D	66260112846 *)	T = 40 S = 45°

*) KSS007N for high material removal rate at $v_c > 30$ m/s, infeed $a_e = 0.05...0.15$ mm

Application

For grinding HSS tools, e.g. cutting face and for gashing. Suitable for use on all universal tool grinding machines, wet and dry.



14A1 Stock programme

Diamond grinding wheels

Shape	D	U	X	H	Grit size	Bond	Concentration	Body	Order number
1K14A1	75	2	6	20	D64	K+888R	C75	A	66260136218
K14A1	100	2	5	20	D76	K+1414N	C75	A	60157642932
					D126	K+888R	C75	A	66260113077

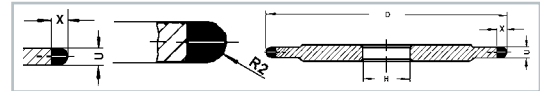
Application

For use on universal tool grinding machines, for gashing of tungsten carbide drills.

²⁾ Available while stocks last

All dimensions in mm

14F1 Stock programme

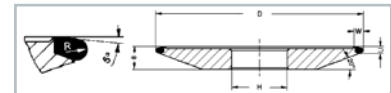


Diamond grinding wheels

Shape	D	U	X	R	H	Grit size	Bond	Concentration	Body	Order number
K14F1	100	4	5	2	20	D107	K+888R	C100	H	66260136216

Application

For profile grinding of tungsten carbide tools.



700 Stock programme

Diamond grinding wheels

Shape	D	U	X	R	H	Grit size	Bond	Concentration	Body	Order number	Comment
1K700	75	2.2	3	1	20	D126	K+888R	C100	A	60157643225	S = 5°
1K700	100	2.2	3	1	20	D151	K+1414R	C100	A	60157643078 ¹⁾	S = 5°
1K700	100	4.4	5	2	20	D126	K+888R	C100	A	60157643091 ¹⁾	S = 5°

Application

For grinding spiral tungsten carbide tools, e.g. on NC tool grinding machines.

cBN grinding wheels

Shape	D	U	X	R	H	Grit size	Bond	Concentration	Body	Order number	Comment
1K700	75	2.2	3	1	20	B126	KSS10N	V180	A	66260135767 ¹⁾	S = 5°
						B151	KSSRY	V240	A	66260100354 ¹⁾	
1K700	100	2.2	3	1	20	B126	KSS10N	V180	A	60157643543 ¹⁾	S = 5°
1K700	100	4.4	5	2	20	B126	KSS920	V180	A	60157643948 ¹⁾	S = 5°
						B181	KSS007N	V180	A	60157642878	
1K700	125	4.4	5	2	20	B126	KSS920	V180	A	66260135867	S = 5°
						B181	KSS007N	V180	A	60157642948	

Application

For grinding spiral HSS tools, e.g. on NC tool grinding machines. Reciprocating and creep-feed grinding. Suitable for cutting face grinding.

¹⁾ Delivery time 5 - 6 weeks

All dimensions in mm

Please feel free to contact our sales engineers at any time. Contact details can be found on the last page.

Diamond and cBN grinding wheels for special tools

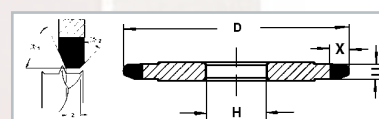
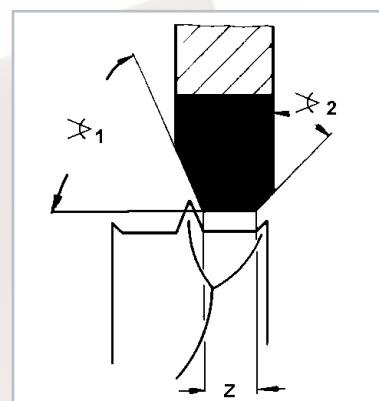
This chapter provides an insight into special tools. It is impossible to itemize the wide variety of shank tools in detail. If you require grinding tools for different operations, please contact us, we will find the best solution for you.

Profile grinding of tungsten carbide dowel drills

Application example

Grinding tool: D64 K+888R C75 or K+921 C100
Grinding machine: Deckel S11
Coolant: Dry
Workpiece: Tungsten carbide dowel drills, Ø 4 to 18 mm
Grinding parameters
 Feed: v_f = approx. 300 mm/min (manual)
 Infeed: a_e = by hand
 Cutting speed: v_c = 18 m/s
Benefit:
 High profile retention, quick removal of wear mark
 Good surface, no heat damage

WINTER
SAINT-GOBAIN



1D1 Stock programme

Diamond grinding wheels

Shape	D	U	X	Z	V°1	V°2	H	Grit size	Bond	Concentration	Body	Order number	Comment
1K1D1	75	4.5	6	0.9	67.5	45	20	D64	K+888R	C75	H	60157642996	for Ø 4
1K1D1	75	4.5	6	1.4	67.5	45	20	D64	K+888R	C75	H	66260116659	for Ø 5
1K1D1	75	4.5	6	1.9	67.5	45	20	D64	K+888R	C75	H	66260136519	for Ø 6
1K1D1	75	5	6	2.8	67.5	45	20	D64	K+888R	C75	H	66260136520	for Ø 8
1K1D1	75	6	6	3.7	67.5	45	20	D64	K+888R	C75	H	66260136522	for Ø 10

cBN grinding wheels

Shape	D	U	X	Z	V°1	V°2	H	Grit size	Bond	Concentration	Body	Order number	Comment
1K1D1	75	4.5	6	0.9	67.5	45	20	B107	KSS10N	V180	H	60157642715 ¹⁾	for Ø 4
1K1D1	75	4.5	6	1.9	67.5	45	20	B107	KSS10N	V180	H	60157643017 ²⁾	for Ø 6
1K1D1	75	5	6	2.8	67.5	45	20	B107	KSS10N	V180	H	60157642955 ¹⁾	for Ø 8

Application

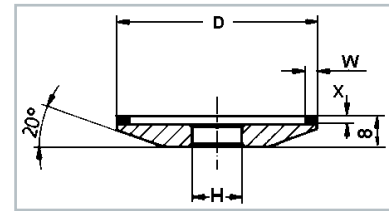
For profile grinding of dowel drills (clearance) with simultaneous grinding of centre point tips and rough cutting edges. Other dimensions can be supplied. When ordering, please state drill diameter or Z dimension.

¹⁾ Delivery time 5 - 6 weeks

²⁾ Available while stocks last

All dimensions in mm

Grinding wheels for machining router bits



4A2 Delivery programme

Diamond grinding wheels

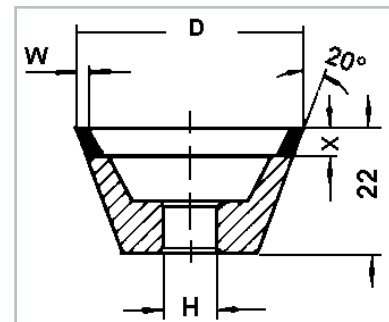
Shape	D	W	X	H	Grit size	Bond	Concentration	Body	Order number	Comment
K4A2	50	3	2	10	D64	K+888N	C50	A	60157642922 ¹⁾	R = 1

cBN grinding wheels

Shape	D	W	X	H	Grit size	Bond	Concentration	Body	Order number
1K4A2	50	3	2	10	B107	KSS10J	V120	A	66260136536 ¹⁾

Application

For grinding tooth faces of small router bits with chip thickness restriction.



11V2 Stock programme

cBN grinding wheels

Shape	D	W	X	H	Grit size	Bond	Concentration	Body	Order number
K11V2	40	2	5	10	B126	KSS10N	V180	H	66260134764

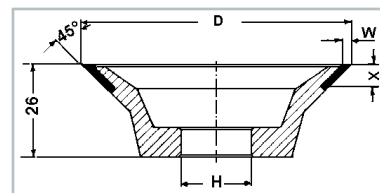
Application

For grinding of single- or multi-edge router bits (cutting face bevel).

¹⁾ Delivery time 5 - 6 weeks

All dimensions in mm

Please feel free to contact our sales engineers at any time. Contact details can be found on the last page.



12V9 Stock programme

Diamond grinding wheels

Shape	D	W	X	H	Grit size	Bond	Concentration	Body	Order number
1K12V9	75	2.3	7.1	20	D46	K+888R	C75	H	60157642595
					D64	K+888R	C75	H	60157642687

cBN grinding wheels

Shape	D	W	X	H	Grit size	Bond	Concentration	Body	Order number
2K12V9	75	2.3	7.1	20	B126	KSS007-63	V180	H	66260113221

Application

For grinding of single- or multi-edge router bits (cutting face bevel).

WINTER
Facts

Shank
tools

Saws

Inserts

PCD
PCBN

Knives

Milling
cutters

Mould
and die

Service
Glossary
Contact

All dimensions in mm

Application examples for special tools

Application example 1

Grinding tool: D64 BZ4415 C100 E
Grinding machine: Rollomatic NP4
Coolant: Oil
Workpiece: Tungsten carbide drill Ø 14 mm by Ø 10.3 mm
Grinding parameters
 Feed: $v_f = 3.6 \text{ mm/min}$
 Infeed: $a_e = 1.85 \text{ mm}$
 Cutting speed: $v_c = 63 \text{ m/s}$
Benefit:
 Very good surface quality
 Superb edge stability

Peel grinding of stepped drills

WINTER
SAINT-GOBAIN



Application example 2

Grinding tool: D64 SP4006R C125 A
Grinding machine: Walter Helitronic
Coolant: Oil
Workpiece: Tungsten carbide roughing end mill Ø 20 mm flute length 90 mm
Grinding parameters
 Feed: $v_f = 100 \text{ mm/min}$
 Infeed: $a_e = 2.5 \text{ mm}$
 Cutting speed: $v_c = 25 \text{ m/s}$
 Specific material removal rate: $Q'_w = 4.16 \text{ mm}^3/\text{mm} \cdot \text{s}$
Benefit:
 Substantially faster than crushable metal bonds
 Higher tool life than crushable metal bonds

Grinding of knurled profile on roughing mills

WINTER
SAINT-GOBAIN



Application example 3


Grinding tool: D25 V+2046 NITC-23 C100 E
Grinding machine: SMS
Coolant: Oil
Workpiece: Tungsten carbide tap
Grinding parameters
 Feed: $v_f = 10 \text{ mm/min}$
 Infeed: $a_e = 0.4 \text{ mm}$
 Workpiece speed: $n_w = 5 \text{ min}^{-1}$
 Cutting speed: $v_c = 45 \text{ m/s}$
 Specific material removal rate: $Q'_w = 0.1 \text{ mm}^3/\text{mm} \cdot \text{s}$
Benefit:
 Simple-to-dress diamond grinding wheel (with profile roller, see photo)
 Good adherence to profile, thus high tool life

Thread grinding on taps

WINTER
SAINT-GOBAIN



Grinding tools for machining circular saws and band saws



Various types of saws (e.g. circular saws and band saws) are used in the woodworking and plastics processing industries.

Grinding technology is used to create the tooth geometry of these saws. A basic distinction can be made between one-piece saws and composite saws.

For example, HSS band saws and HSS circular saw blades are one-piece saws. The tooth geometry required for these saws is ground under CNC-control using radial grinding wheels (see our 'profile S' programme). Saws of this type are sometimes also manufactured as segmented saws.

Composite saws, on the other hand, have carbide, cermet or diamond tips brazed onto a metal core. The shape of the teeth (face, top and flank) is then ground sequentially (see illustration on next page).

Information

Further information on applications and products can be found at
www.winter-superabrasives.com

- 62 Grinding tools for machining carbide-tipped circular saw blades**
- 63 Grinding wheels for the tooth face
- 68 Grinding wheels for top grinding
- 74 Grinding wheels for flank grinding
- 77 Grinding pins for hollow ground saw blades
- 78 Grinding wheels for chip breaker flutes

- 79 Grinding wheels for Stellite circular saw blades**

- 80 Grinding wheels for HSS circular saw blades**

- 82 Grinding wheels for machining band saws**

Grinding tools for machining carbide-tipped circular saw blades

The manufacture of tungsten carbide-tipped circular saw blades consists of a number of steps that are performed sequentially on different machines. The first step is flank grinding, followed by the face and top grinding. Next the chip breaker flutes and hollow-tooth profiles are produced as required.




These steps can be carried out on a number of different machines, each needing its own grinding wheel geometry. With the unusually large range of WINTER grinding wheels available we offer the optimum tool for all machines and applications. The following table is colour coded to help you quickly and easily find the wheel you need for your saw grinding machine.

Machine	Machine type	Coding
Vollmer Biberach	CB, CC, CE, CEN, CEP, CHC, CHC, CHM, CHP, CHT, CNHB, CX and others	1
	CHD	2
	CC, CEF, CFL, CHAFT, CHAFTE, CHHF, CHF and others	3
Vollmer Dornhan	Finimat 600	1
	Finimat 800, Finimax	2
	Finimat Beta, Gamma	3
	Uniläpp	4
	Uniläpp F2	5
	Duo TS	6
Woodtronic	NC2, NC3, C4, C5	1
	CNC5	2
	CNC6F	3
Akemat	Akemat B / B10	1
	Akemat U / U10	2
	Akemat F / F10	3
Widma	Unimat	1
	HKS700/HIII	2
	HKS400, FS1000	3

For universal grinding machines and for Widma machines with bore H20 (BS700, HKS 500, HKS700, HKS700/H, HKS700/HI, HKS700/HII and others), please see our product programme in the chapter 'Milling cutters'.

Grinding wheels for the tooth face

Depending on the tooth pitch, differently shaped grinding wheels are needed to grind the tooth face. The greater the number of teeth around the circumference, the narrower the space between them and the thinner the grinding wheel has to be. Even the narrowest tooth gaps can be machined with our Tiger grinding wheels. For reasons of stability, conventional tooth gaps are mainly ground using 4A2, 12V2 or 222 grinding wheels.



Selection assistant for WINTER bond systems

Diamond grinding wheels	Wear resistance	Recommendations for use
Tiger / Tiger II	↑	Wear-resistant resin bond for tooth-face grinding
K+920 / K+921		Wear-resistant resin bond for tooth-face grinding
K+4821		Free-grinding CNC bond, e.g. for Cermet
K+888TY		Universal resin bond for wet grinding
K+888RY		Universal resin bond for wet grinding

Standard dimensions for grinding the tooth face

Workpiece	Material	Machine	Cup grinding wheels		Coolant
			Shape	Bond	
Circular saw blade tooth face grinding	Tungsten carbide Cermet	All established saw grinding machines	4A2, 12V2, 12V9, 222 Ø 100...200 W 2.3...8 X 2...5.5	Various bonds (see above)	Emulsion Oil

Other dimensions on request




The WINTER Tiger grinding wheel is the solution for economically grinding the cutting face on carbide-tipped saw blades.

The innovative geometry of the Tiger grinding wheel enables the tooth face to be ground without difficulty even where the chip spaces are narrow. The new design of the Tiger grinding wheel enables markedly narrower pitches to be machined.

The approved WINTER K+bonds also guarantee long wheel life.

Consequently, Tiger grinding wheels make every face grinding process not only faster, but economically more attractive.



All dimensions in mm

Please feel free to contact our sales engineers at any time. Contact details can be found on the last page.



The Tiger II grinding wheel from WINTER is the improved version of the proven Tiger face grinding wheel.

It is designed with a stable aluminium body that reduces grinding pressure even further and in addition offers a high degree of fracture resistance.

With an angle of 25°, and on the new Tiger II 20° an even narrower angle of just 20°, narrow pitches are no problem for the Tiger II grinding wheel.

The Tiger II grinding wheel is the perfect combination of innovative wheel geometry and WINTER's powerful K+ bonds.

Recommended use

Grinding tool:	Tiger or Tiger II
Machine:	Vollmer CHD
Coolant:	Oil
Workpiece:	Carbide-tipped circular saw
Grinding parameters	

Feed:	$v_f = 3 \dots 10 \text{ mm/s}$
Infeed:	$a_e = 0.05 \dots 0.2 \text{ mm}$
Cutting speed:	$v_c = 45 \text{ m/s}$
Specific material removal rate:	$Q'_w = 0.15 \dots 2 \text{ mm}^3/\text{mm} \cdot \text{s}$

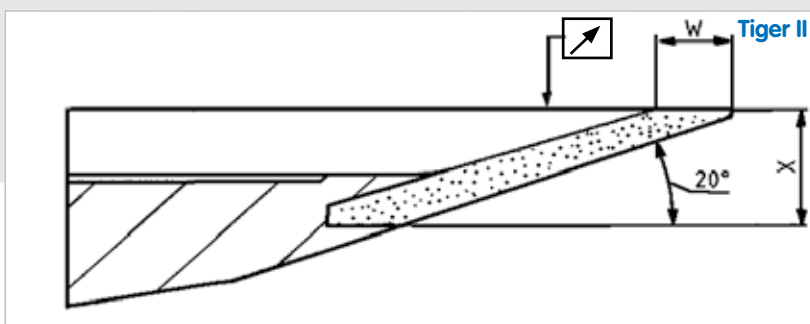
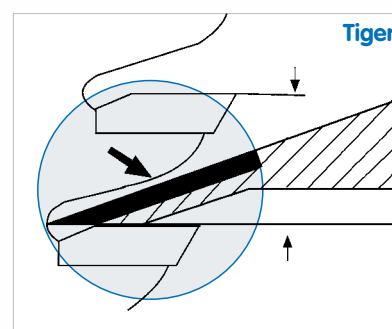
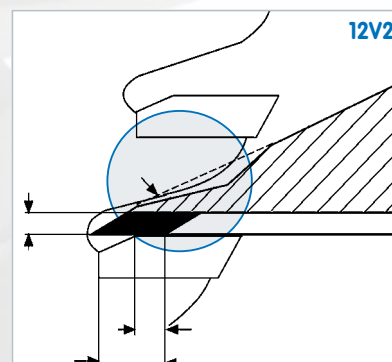
Benefit:

For narrow chip spaces
High fracture resistance
Short grinding times
Long lifetime



Advantages of the Tiger and Tiger II face grinding wheels

- Versions available for all automatic saw sharpening machines
- Particularly suitable for very narrow chip spaces
- Produces a very flat cutting face with no distortion
- No aluminium welding
- Self-dressing body (Tiger, Tiger II has no support of layer)
- Shorter grinding times, reduced grinding path (see diagram)
- Very long wheel life

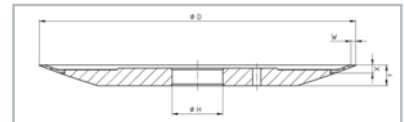


12V9 (Tiger) Stock programme



Diamond grinding wheels											
Shape	D	W	X	H	Grit size	Bond	Concentration	Body	Order number	Machine	Comment
3K12V9	100	2,3	4	25		Tiger		D	66260387961	1 2 1	S = 20°, T = 10
3K12V9	125	2,3	4	25		Tiger		D	66260135761	2 1 2	S = 20°, T = 10
1K12V9	125	2,3	4	32		Tiger		D	66260383182	1	S = 20°, T = 13
1K12V9	150	2,3	4	32		Tiger		D	66260385221	1	S = 20°, T = 13
1K12V9	155	2,3	4	32		Tiger		D	66260378555 ¹⁾	1 1	S = 20°, T = 13
						Tiger G		D	66260354959	1 1	
1K12V9	200	2,3	4	32		Tiger		D	66260383180	2 2 2	S = 20°, T = 13

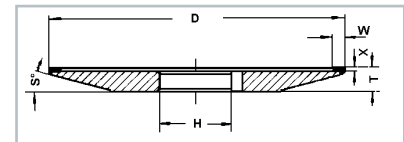
May differ slightly from illustration depending on the machine's adapter flange



12V2 (Tiger II) Stock programme

Diamond grinding wheels											
Shape	D	W	X	H	Grit size	Bond	Concentration	Body	Order number	Machine	Comment
1K12V2	125	2.5	5.5	32		Tiger II		H	66260375783	1	S = 25°, T = 13
1K12V2	125	2.9	5.5	32		Tiger II 20°		H	60157695569	1	S = 20°, T = 13
1K12V2	155	2.5	5.5	32		Tiger II		A	69014168642	1 1	S = 25°, T = 13
1K12V2	160	2.5	5.5	32		Tiger II		A	60157672258 ¹⁾	1	S = 25°, T = 13
1K12V2	200	2.5	5.5	32		Tiger II		H	66260382131	2 2 2	S = 25°, T = 13
1K12V2	200	2.9	5.5	32		Tiger II 20°		H	60157680758	2 2 2	S = 20°, T = 13

May differ slightly from illustration depending on the machine's adapter flange



4A2 Stock programme

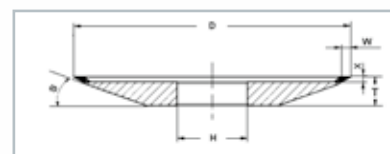
Diamond grinding wheels											
Shape	D	W	X	H	Grit size	Bond	Concentration	Body	Order number	Machine	Comment
1K4A2	100	4	3	25	D46	K+888RY	C75	H	66260137095	1 2 1	S = 25°, T = 12

¹⁾ Delivery time 5 - 6 weeks

²⁾ Available while stocks last

All dimensions in mm
 Machine colour codes, see page 62

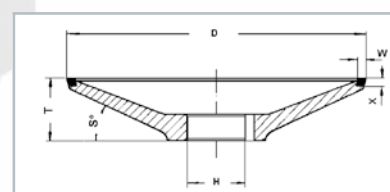
Please feel free to contact our sales engineers at any time. Contact details can be found on the last page.



12V2 Stock programme

Diamond grinding wheels											
Shape	D	W	X	H	Grit size	Bond	Concentration	Body	Order number	Machine	Comment
2K12V2	100	4	2	25	D46	K+921	C125	A	66260128232	1 2 1	S = 20°, T = 10 V = 30°
					D76	K+4821	C125	A	66260333648	1 2 1	
5K12V2	125	4	2	32	D20A	K+730	C75	A	66260114168	1	S = 20°, T = 13 V = 30°
					D46	K+921	C125	A	66260115804	1	
					D46	K+4821	C125	A	66260134429	1	
					D76	K+888RY	C125	A	66260135735	1	
					D76	K+4821	C125	A	66260134487	1	
6K12V2	150	4	2	32	D46	K+921	C125	A	66260127225	1 1	S = 15°, T = 13 V = 30°
					D46	K+888RY	C125	A	66260113968	1 1	
					D64	K+921	C125	A	66260118587	1 1	
1K12V2	200	2	2	32	D46	K+921	C125	A	66260133948	2 2 2	S = 20°, T = 13 V = 30°
2K12V2	200	4	2	32	D25	K+921	C100	A	66260130483	2 2 2	S = 20°, T = 13 V = 30°
					D46	K+921	C125	A	66260117017	2 2 2	
					D76	K+888RY	C125	A	66260115113	2 2 2	

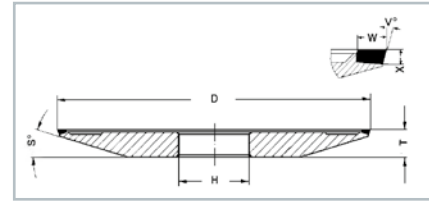
May differ slightly from illustration depending on the machine's adapter flange



222 Delivery programme

Diamond grinding wheels											
Shape	D	W	X	H	Grit size	Bond	Concentration	Body	Order number	Machine	Comment
1K222	125	3	3.3	25	D54	K+888RY	C75	A	60157642734 ¹⁾	4	S = 25°, T = 26 V = 15°

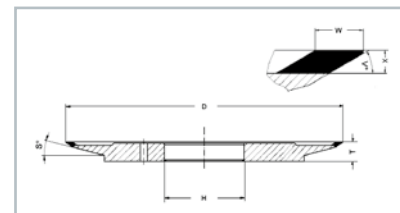
¹⁾ Delivery time 5 - 6 weeks



222 Stock programme

Diamond grinding wheels											
Shape	D	W	X	H	Grit size	Bond	Concentration	Body	Order number	Machine	Comment
1K222	100	2	1.6	25	D76	K+888RY	C125	A	60157643361 ¹⁾	1 2 1	S = 15°, T = 8 V = 15°
1K222	100	3	3.3	25	D54	K+888RY	C75	A	60157642681 ²⁾	1 2 1	S = 15°, T = 10 V = 15°
					D76	K+888RY	C75	A	66260137081	1 2 1	
2K222	100	3	1.8	25	D54	K+888RY	C75	A	60157642713	1 2 1	S = 15°, T = 8 V = 15°
					D64	K+888RY	C75	A	66260135818 ²⁾	1 2 1	
1K222	125	2.5	1.2	32	D54	K+888RY	C75	A	60157642666	1	S = 15°, T = 11.5 V = 15°
					D76	K+888RY	C125	A	66260135745	1	
1K222	125	3	3.8	32	D54	K+888RY	C75	A	60157642674	1	S = 15°, T = 14 V = 15°
1K222	150	3	1.5	32	D64	K+920	C100	A	66260135724	1 1	S = 15°, T = 11.5 V = 15°
5K222	150	3	2	32	D91	K+888TY	C150	A	60157643360	1 1	S = 15°, T = 12 V = 15°
1K222	160	3	2	32	D64	K+921	C125	A	66260128437 ²⁾	1	S = 15°, T = 12 V = 15°

May differ slightly from illustration depending on the machine's adapter flange



Diamond grinding wheels											
Shape	D	W	X	H	Grit size	Bond	Concentration	Body	Order number	Machine	Comment
1K222	175	4	2	50.8	D76	K+888RY	C125	A	66260136435	3 5	S = 15°, T = 12 V = 30°

¹⁾ Delivery time 5 - 6 weeks

²⁾ Available while stocks last

Grinding wheels for top grinding

Top grinding describes the peripheral grinding process of circular saw blades. This has two purposes: it ensures that the circularity of the saw is optimized and it defines the wedge and clearance angles, both of which are crucial for the cutting performance of any circular saw.



Selection assistant for WINTER bond systems

Diamond grinding wheels	Wear resistance	Recommendations for use
K+921		More wear-resistant resin bond preferably wet grinding
K+1313RY		Resin bond for mixed grinding and wet grinding
K+1421R		Standard resin bond for CNC applications
K+4821		Free-grinding CNC bond, e.g. for Cermet
K+888RY		Universal resin bond for wet grinding
K+1066		Resin bond for top grinding (resharpening, copes with body contact)
K+434		Free-grinding resin bond (synthetic coolant)
K+777N		Free-grinding resin bond (production grinding, oil)

Standard dimensions for grinding the tooth blade

Workpiece	Material	Machine	Grinding wheel		Coolant
			Shape	Bond	
Circular saw blade tooth top grinding	Tungsten carbide Cermet	All established saw grinding machines	4B1, 14M1, 222,... Ø 100...200 W 3...6 resp. U 5...8 X 3...10	Various bonds (see above)	Emulsion Oil

Other dimensions on request

3M1 Double-layer stock programme

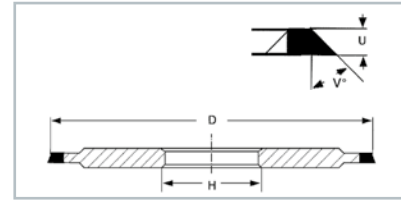


Diamond grinding wheels

Shape	D	U	X	V°		H	Grit size	Bond	Concen- tration	Body	Order number	Machine			Comment
1K3M1	125	5	5	15	2B	32	D20B	K+1313RY	C100	A	60157643272 ¹⁾	2			T = 8 U _{fine} = 2.5
							D126		C125						
1K3M1	127	5	6	15	2B	32	D54	K+1313RY	C75	A	60157643404	2			T = 8 U _{fine} = 2.5
							D126		C100						

¹⁾ Delivery time 5 - 6 weeks

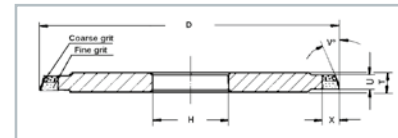
All dimensions in mm
Machine colour codes, see page 62



14B1 Stock programme

Diamond grinding wheels

Shape	D	U	X	V°	H	Grit size	Bond	Concentration	Body	Order number	Machine	Comment
2K14B1	127	5	7	15	32	D54	K+921	C125	A	66260114938 ¹⁾	2	T = 8



14B1 Double-layer stock programme

Diamond grinding wheels

Shape	D	U	X	V°	H	Grit size	Bond	Concentration	Body	Order number	Machine	Comment
1K14B1	127	5	7	5	2B	D46	K+4821	C75	H	66260134416	2	T = 8
						D107		C100				U _{fine} = 2.5
1K14B1	127	5	7	15	2B	D54	K+1313RY	C100	A	66260117412	2	T = 8
						D126		C125				U _{fine} = 2.5
						D46	K+4821	C75	A	60157643587	2	T = 8
						D107		C100				U _{fine} = 2.5

¹⁾ Delivery time 5 - 6 weeks

WINTER
Facts

Shank
tools

Saws

Inserts

PCD
PCBN

Knives

Milling
cutters

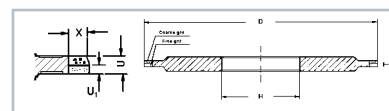
Mould
and die

Service
Glossary
Contact

All dimensions in mm
Machine colour codes, see page 62

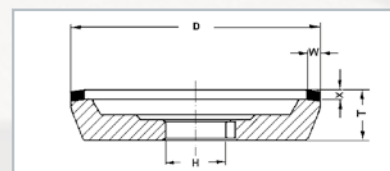
Please feel free to contact our sales engineers at any time. Contact details can be found on the last page.

14M1 Double-layer stock programme



Diamond grinding wheels

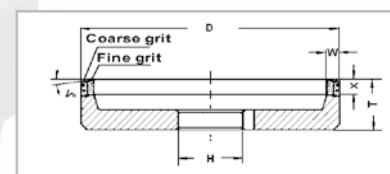
Shape	D	U	X	V°		H	Grit size	Bond	Concen- tration	Body	Order number	Machine			Comment
1K14M1	150	5	8	8	2B	32	D46	K+921	C75	A	66260130887	1	2		T = 10 U _{fine} = 2.5
							D107		C100						
							D46	K+1421R	C75	A	66260346277 ¹⁾	1	2		T = 10 U _{fine} = 2.5
							D107		C100						
1K14M1	200	5	8	8	2B	32	D20B	K+1066	C75	A	66260379464	2			T = 10 U _{fine} = 2.0
							D91		C100						
1K14M1	200	5	8	8	2B	32	D46	K+921	C75	A	66260375347	2			T = 10 U _{fine} = 2.5
							D107		C100						



222 Stock programme

Diamond grinding wheels

Shape	D	W	X	V°	H	Grit size	Bond	Concentration	Body	Order number	Machine	Comment
5K222	100	5	4	4	25	D76	K+888RY	C75	H	60157643743	1 2 1 2	T = 20



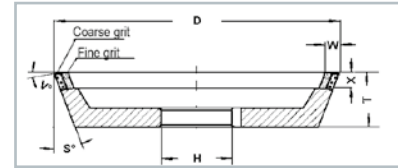
222 Double-layer stock programme

Diamond grinding wheels

Shape	D	W	X	V°		H	Grit size	Bond	Concentration	Body	Order number	Machine			Comment
6K222	100	5	6	8	2B	25	D46	K+888RY	C75	H	66260135827	1	2		T = 20 W _{fine} = 2.5
							D126		C100						
1K222	100	5	10	8	2B	25	D46	K+434	C75	H	66260135783	1	2		T = 24 W _{fine} = 2.5
							D126		C100						
2K222	100	5	10	8	2B	25	D46	K+888RY	C100	H	60157643263	1	2		T = 24 W _{fine} = 2.0
							D126		C125						
9K222	125	5	6	8	2B	25	D46	K+888RY	C75	H	60157643868 ¹⁾	4	1		T = 20 W _{fine} = 2.5
							D126		C100						

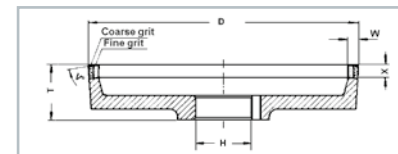
¹⁾ Delivery time 5 - 6 weeksAll dimensions in mm
Machine colour codes, see page 62

222 Double-layer stock programme



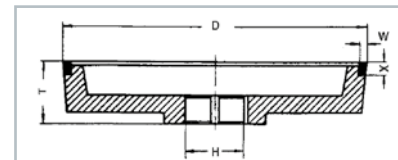
Diamond grinding wheels

Shape	D	W	X	V°		H	Grit size	Bond	Concentration	Body	Order number	Machine			Comment
4K222	100	5	6	8	2B	25	D46	K+888RY	C75	H	60157642914	1	2		T = 20 W _{line} = 2.5
							D126		C100						



Diamond grinding wheels

Shape	D	W	X	V°		H	Grit size	Bond	Concentration	Body	Order number	Machine			Comment
4K222	125	5	6	8	2B	25	D46	K+888RY	C75	H	60157643430 ¹⁾	4			S = 20°, T = 26 W _{line} = 2.5
							D126		C100						



222 Stock programme

Diamond grinding wheels

Shape	D	W	X	V°		H	Grit size	Bond	Concen- tration	Body	Order number	Machine			Comment
1K222	125	3	5	5		25	D54	K+888RY	C100	A	60157642941	4			S = 5°, T = 26



Diamond grinding wheels

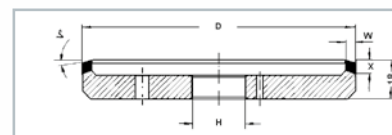
Shape	D	W	X	V°		H	Grit size	Bond	Concentration	Body	Order number	Machine			Comment
1K222	125	3	6,5	5		32	D54	K+888RY	C100	A	60157642641	1	2		S = 35°, T = 18
							D126	K+888RY	C100	A	66260111456	1	2		

¹⁾ Delivery time 5 - 6 weeks

All dimensions in mm
Machine colour codes, see page 62

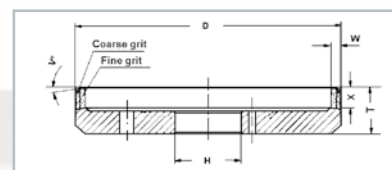
Please feel free to contact our sales engineers at any time. Contact details can be found on the last page.

222 Stock programme



Diamond grinding wheels

Shape	D	W	X	V°		H	Grit size	Bond	Concentration	Body	Order Number	Machine			Comment
27K222	125	5	6	8		32	D91	K+4821	C100	A	60157643295	1	2		T = 18
18K222	125	5	10	8		32	D64	K+777N	C75	H	60157643301	1	2		T = 22

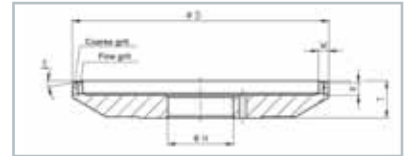


222 Double-layer stock programme

Diamond grinding wheels

Shape	D	W	X	V°		H	Grit size	Bond	Concentration	Body	Order Number	Machine			Comment
3K222	125	5	6	8	2B	32	D46	K+434	C75	H	66260136498	1	2	T = 18 W _{fine} = 2.5	
							D126		C100						
							D46	K+888RY	C75	H	66260136530	1	2		
							D126		C100						
							D46	K+888RY	C100	H	66260112775 ¹⁾	1	2		
							D126		C125						
5K222	125	5	10	8	2B	32	D15C	K+888RY	C50	H	66260115711	1	2	T = 22 W _{fine} = 2.5	
							D91		C75						
							D20B	K+1066	C100	H	66260127556	1	2		
							D126		C125						
							D25	K+888RY	C100	H	60157643637	1	2		
							D76		C125						
							D46	K+434	C75	H	60157642597	1	2		
							D126		C100						
							D46	K+921	C100	H	66260133442	1	2		
							D126		C125						
							D46	K+1066	C100	H	66260134470	1	2		
							D126		C125						

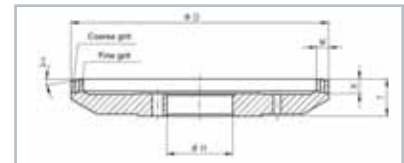
¹⁾ Delivery time 5 - 6 weeks



222 Double-layer stock programme

Diamond grinding wheels

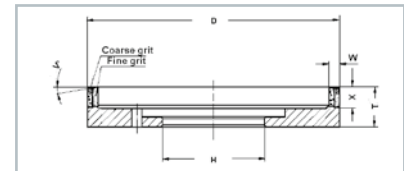
Shape	D	W	X	V°		H	Grit size	Bond	Concentration	Body	Order Number	Machine	Comment
52K222	125	5	6	5	2B	32	D20B	K+1313RY	C75	H	66260352075 ¹⁾	1 2	T = 18 W _{fine} = 2.5
							D126	K+1313RY-42	C75				



222 Triple-layer stock programme

Diamond grinding wheels

Shape	D	W	X	V°		H	Grit size	Bond	Concentration	Body	Order Number	Machine	Comment
5K222	125	6	6	8	3B	32	D20B	K+1066	C75	H	66260132898	1 2	T = 18 W _{fine} = 2 W _{coarse} = 2
							D46		C100				
							D126		C100				



222 Double-layer stock programme

Diamond grinding wheels

Shape	D	W	X	V°		H	Grit size	Bond	Concentration	Body	Order Number	Machine			Comment
31K222	125	5	6	8	2B	50.8	D46	K+888RY	C75	H	66260135844	3	5		T = 20 W _{line} = 2.5
							D126		C100						
8K222	125	5	10	8	2B	50.8	D20B	K+1313RY	C75	H	60157642975 ¹⁾	3	5		T = 20 W _{line} = 2.5
							D126	K+1313RY-42	C100						
							D46	K+888RY	C75	H	66260135843	3	5		
							D126		C100						

¹⁾ Delivery time 5 - 6 weeks

Grinding wheels for flank grinding

The cutting width of the circular saw blade is defined during the flank grinding process.

Two grinding wheels are simultaneously fed from both sides to obtain the defined tooth width.



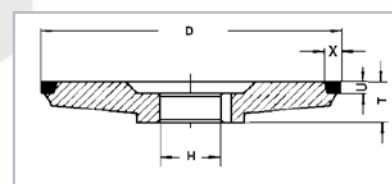
Selection assistant for WINTER bond systems

Diamond grinding wheels	Wear resistance	Recommendations for use
K+921		More wear-resistant resin bond preferably wet grinding
K+888NY		Universal resin bond for wet grinding
K+888JY		Universal resin bond for wet grinding
K+730		Very free-grinding fine-grain bond, dry grinding possible

Standard dimensions for grinding tooth flanks

Workpiece	Material	Machine	Peripheral grinding wheel		Coolant
			Shape	Bond	
Circular saw blade tooth flank grinding	Tungsten carbide Cermet	All established saw grinding machines	700 Ø 76...100 U 2.5... 4 X 4.5...6.5	Various bonds (see above)	Emulsion Oil

Other dimensions on request

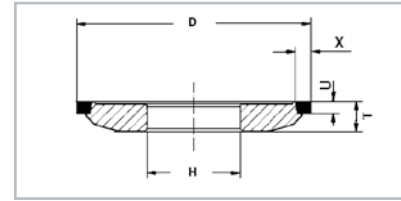


700 Stock programme

Diamond grinding wheels														
Shape	D	U	X		H	Grit size	Bond	Concen- tration	Body	Order Number	Machine			Comment
1K700	76	4	4,5		20	D54	K+921	C75	A	66260133242	3	6		T = 14
						D91	K+730-42	C50	A	60157643342	3	6		
						D126	K+888NY	C75	A	66260136474 ¹⁾	3	6		

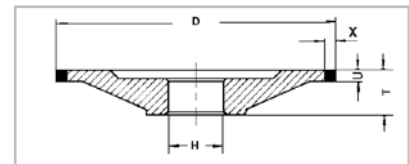
¹⁾ Delivery time 5 - 6 weeks

700 Stock programme



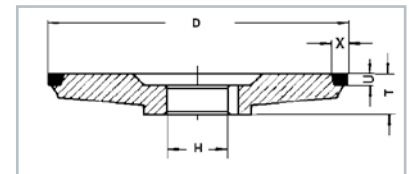
Diamond grinding wheels

Shape	D	U	X	H	Grit size	Bond	Concentration	Body	Order Number	Machine	Comment
1K700	80	4	5	32	D64	K+921	C75	A	66260132865	3 3	T = 10
1K700	86	2.5	5	32	D54	K+921	C50	A	69014158598 ¹⁾	3 3	T = 10
1K700	86	4	5	32	D54	K+921	C75	A	66260130320	3 3	T = 10



Diamond grinding wheels

Shape	D	U	X	H	Grit size	Bond	Concentration	Body	Order Number	Machine	Comment
1K700	100	4	4	20	D126	K+888NY	C75	H	60157642956 ¹⁾	3	T = 16.5



Diamond grinding wheels

Shape	D	U	X	H	Grit size	Bond	Concentration	Body	Order Number	Machine	Comment
1K700	100	4	4.5	20	D54	K+921	C75	A	66260130080	6 3 3	T = 14
					D91	K+730-42	C50	A	66260136591	6 3 3	
					D91	K+888JY	C50	A	60157642952	6 3 3	
					D126	K+888NY	C75	A	66260136408	6 3 3	
2K700	100	4	6,5	20	D54	K+921	C75	A	66260134535 ²⁾	6 3 3	T = 14
					D126	K+888NY	C75	A	66260137143	6 3 3	

¹⁾ Delivery time 5 - 6 weeks

²⁾ Available while stocks last

All dimensions in mm
 Machine colour codes, see page 62

Please feel free to contact our sales engineers at any time. Contact details can be found on the last page.

 WINTER
 Facts

 Shank
 tools

Saws

Inserts

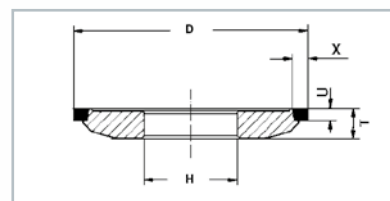
 PCD
 PCBN

Knives

 Milling
 cutters

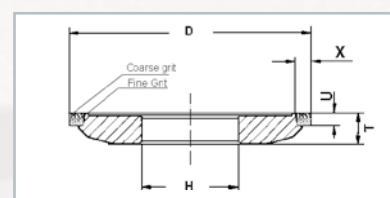
 Mould
 and die

 Service
 Glossary
 Contact



700 Stock programme

Diamond grinding wheels														
Shape	D	U	X		H	Grit size	Bond	Concen- tration	Body	Order Number	Machine			Comment
1K700	100	4	5		32	D54	K+921	C75	A	66260131923	3	3		T = 10
						D64	K+921	C75	A	66260137345	3	3		
						D91	K+730-42	C50	A	60157642622	3	3		
						D107	K+888NY	C75	A	66260136539	3	3		
						D126	K+888NY	C75	A	60157643744	3	3		



700 Double-layer stock programme

Diamond grinding wheels														
Shape	D	U	X		H	Grit size	Bond	Concen- tration	Body	Order Number	Machine			Comment
3K700	86	4	5	2B	32	D54	K+921	C68	A	66260386978	3	3		T = 10 U _{line} = 2.0
						D91		C75						
8K700	100	4	6.5	2B	32	D46	K+921	C50	A	66260399091	3	3		T = 10 U _{line} = 2.0
						D91		C75						

WINTER
FactsShank
tools

Saws

Inserts

PCD
PCBN

Knives

Milling
cuttersMould
and dieService
Glossary
Contact

Grinding pins for hollow ground saw blades

There is a wide variety of tooth geometries to choose from for composite circular saw blades. Depending on the intended use of the saw, the tooth design can be flat, alternate, trapezoid or any combination of these.

A saw can also have hollow ground teeth. The concave shape of the teeth gives very fine cuts with no burrs, thus making the saw highly suitable for processing veneered wood and laminated chipboards.

The rounded shape of hollow ground teeth is produced with 1A1W grinding pins.

Calculation of the needed grinding pin diameter:

$$D = 2 \times W + 1 \quad (W = \text{width of the saw blade})$$



Selection assistant for WINTER bond systems

Diamond grinding wheels	Wear resistance	Recommendations for use
KS449		More wear-resistant resin bond preferably wet grinding
K+920		More wear-resistant resin bond also for dry grinding
K+921		More wear-resistant resin bond preferably wet grinding
K+888TY		Universal resin bond for wet grinding
K+888RY		Universal resin bond for wet grinding



1A1W Stock programme

Diamond grinding tools												
Shape	D	T	X	S	L ₂	S ₁	L ₄	Grit size	Bond	Concentration	Order number	Chamfer angle
5K1A1W	5	3	1.5	6	42	3.5	10	D76	K+921	C125	60157643650	V = 2°50'
3K1A1W	6	3	1.5	6	42	5.1	10	D76	K+921	C125	66260111416	V = 2°50'
8K1A1W	6.5	3	1.75	6	33	4.1	10	D76	K+921	C125	66260134445	V = 2°
2K1A1W	6.5	3	1.75	6	42	3.1	10	D76	K+921	C125	66260134718	V = 2°50'
								D91	K+888TY	C150	60157643974	
6K1A1W	6.5	3	1.75	6	42	4.1	10	D76	K+888RY	C125	66260111088	
								D76	K+921	C125	66260368674	
1K1A1W	6.5	3	1.75	6	42	5.1	10	D76	K+920	C125	66260110241	V = 2°50'
								D76	K+921	C125	66260133964	
1K1A1W	6.5	3	2	6	42	4.5	10	D76	KS449	C125	66260341274	
2K1A1W	7	3	2	6	42	5.1	10	D20B	K+921	C125	66260347880	V = 2°50'
								D76	K+921	C125	66260133966	
								D91	K+888TY	C150	60157643957	
								D91	K+920	C125	60157644164	
								D91	K+921	C125	60157643351	

All dimensions in mm

Please feel free to contact our sales engineers at any time. Contact details can be found on the last page.

Grinding wheels for chip breaker flutes

Chip breaker flutes are sometimes ground into the clearance area of the saw tooth in order to optimize the chip breakage and chip removal during sawing operations. Profile wheels (WINTER shape 34P) or 1A1R grinding wheels with resin or metal bonds are used for this.



Selection assistant for WINTER bond systems

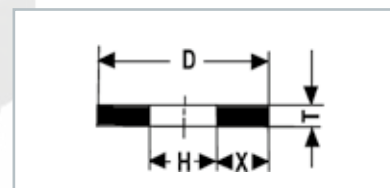
Diamond grinding wheels	Wear resistance	Recommendations for use
BZ457	↑	Standard metal bond for chip breaker flutes
MR875		Standard metal bond for chip breaker flutes
K+888RY		Universal resin bond for wet grinding

34P Stock programme



Diamond grinding wheels

Shape	D	T	X	E	R	H	Grit size	Bond	Concentration	Order number
1BZ34P	125	0.5	5	0.4	0.25	32	D126	BZ457	C135	66260388921
1K34P	125	0.8	5	0.6	0.4	32	D151	K+888RY	C75	66260383651



1A1R Delivery programme

Diamond grinding wheels

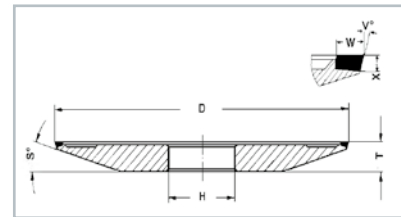
Shape	D	T	X	H	Grit size	Bond	Concentration	Order number
1BZ1A1R	30	0.3	11	8	D76	MR875	C125	66260337005 ¹⁾
1BZ1A1R	30	0.4	11	8	D91	MR875	C125	66260340908 ¹⁾

¹⁾ Delivery time 7 weeks, minimum order quantity 6 pcs.

All dimensions in mm

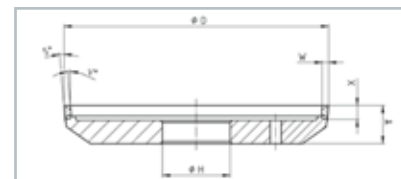
Grinding wheels for Stellite circular saw blades

Typical applications such as face, top and flank grinding are performed on HSS and Stellite circular saws as well as on tungsten carbide-tipped saw blades. The kinematics of the applications are identical with those for tungsten carbide-tipped saws. The bond KSSRY has been particularly developed for cBN grinding wheels.



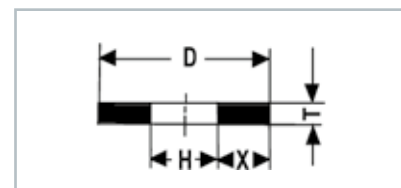
222 Stock programme for face grinding

cBN grinding wheels											
Shape	D	W	X	H	Grit size	Bond	Concentration	Body	Order number	Machine	Comment
1K222	125	3	3.8	32	B107	KSSRY	V180	A	60157643417	1	S = 15°, T = 14 V = 15°



222 Stock programme for top grinding

cBN grinding wheels											
Shape	D	W	X	V°	H	Grit size	Bond	Concentration	Body	Order number	Machine
1K222	125	3	6.5	5	32	B107	KSSRY	V240	A	60157643394	1 2
										S = 35°, T = 18	



1A1R Stock programme for chip breaker flutes

cBN grinding wheels									
Shape	D	T	X	H	Grit size	Bond	Concentration	Order number	
1BZ1A1R	25	0.3	8.5	8	B91	MR875	V300	66260341266	

Please note

Please refer to our stock programme in chapter "Milling cutters".

Grinding wheels for HSS circular saw blades

HSS saw blades are ground from the solid on special CNC grinding machines. Very wear resistant profile wheels like 14F1 and similar (WINTER shape 700) guarantee economic grinding processes. For this application WINTER has developed the innovative ProCurve range, which is successfully used for both initial profiling and re-sharpening under oil- and emulsion coolant.



Selection assistant for WINTER bond systems

Diamond grinding wheels

Recommendations for use

ProCurve	Universal bond for HSS saws (emulsion coolant)
----------	--

Diamond grinding wheels

Recommendations for use

K+888TY	Universal resin bond for wet grinding
---------	---------------------------------------

Standard dimensions for grinding one-piece circular saw blades

Workpiece	Material	Machine	Peripheral grinding wheel		Coolant
			Shape	Bond	
Circular saw blades	HSS Tungsten carbide	All established saw grinding machines	700 Ø 150, 200 U 1.3...6 X 6.5...15	profile S profile S50 K+888TY	Oil Emulsion

Other dimensions on request

Application example (initial profiling)

Grinding tool: ProCurve
Machine: Loroach KBN 710
Coolant: Oil
Workpiece: HSS circular saw blade, Ø 400 mm
 Thickness 2.5 mm, 180 teeth

Grinding parameters

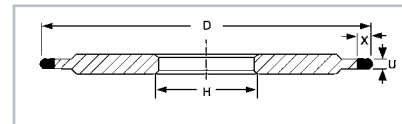
Feed rate: $v_f = 10.6$ teeth / min
 Infeed: $a_e = 2.79$ mm
 Cutting speed: $v_c = 60$ m/s

Benefit:

10% higher feed rate
 No burn
 Very little burr formation



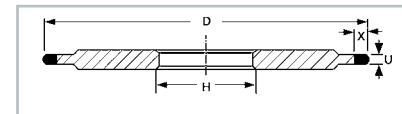
700 Stock programme



cBN grinding wheels

Shape	D	U	X	R	H	Grit size	Bond	Concentration	Body	Order number	Comment
1K700	200	1.3	6.5	0.65	32		ProCurve		E	7958758236	Oil / Emulsion
2K700	200	1.6	7	0.8	32		ProCurve		E	7958761766	Oil / Emulsion
3K700	200	2	8	1	32		ProCurve		E	7958745748	Oil / Emulsion
2K700	200	2.5	8	1.25	32		ProCurve		E	7958756148	Oil / Emulsion
5K700	200	3	10	1.5	32		ProCurve		E	7958759735	Oil / Emulsion
3K700	200	3.5	10	1.75	32		ProCurve		E	7958761779	Oil / Emulsion
1K700	200	4	12.5	2	32		ProCurve		E	7958756329	Oil / Emulsion
1K700	200	5	15	2.5	32		ProCurve		E	7958761780	Oil / Emulsion

Other shapes and dimensions for e.g. Schmidt Tempo machines on request



Diamond grinding wheels

Shape	D	U	X	R	H	Grit size	Bond	Concentration	Body	Order number	Comment
1K700	200	1.3	6.5	0.65	32	D91	K+888TY	C125	E	66260129165 ¹⁾	Oil / Emulsion
3K700	200	2	8	1	32	D91	K+888TY	C125	E	66260117948 ¹⁾	Oil / Emulsion
5K700	200	3	10	1.5	32	D91	K+888TY	C125	E	69014129762 ¹⁾	Oil / Emulsion

Tungsten carbide saw blades are primarily designed with carbide tips on steel blades. However, some applications require solid metal blades. Here, the same wheel geometries as for HSS saw blades are applicable.

¹⁾ Delivery time 5 - 6 weeks

All dimensions in mm

Please feel free to contact our sales engineers at any time. Contact details can be found on the last page.

Grinding wheels for machining band saws

Band saws are ground using peripheral grinding wheels. These have either simple profiles (14F1, 1V1) or coordinate profiles (WINTER shape 700). Typical machines are the Vollmer-Biberach and Iseli. These machines are fitted with either cBN grinding wheels or conventional Al_2O_3 wheels.



Selection assistant for WINTER bond systems

Diamond grinding wheels	Wear resistance	Recommendations for use
KM64	↑	Standard resin bond for Stellite
KSS007N		Free-grinding resin bond for dry grinding

Standard dimensions for grinding band saws

Workpiece	Material	Machine	Peripheral grinding wheel		Coolant
			Shape	Bond	
Band saws	HSS Stellite	All established band saw grinding machines	14F1, 1V1, 700 Ø 250, 300 U (variable) X (variable)	KSS007 KM64	Oil Emulsion

Other dimensions on request

Application example (initial profiling)

Grinding tool: 1V1-300-10-10 50.8 B126 KM64 V24
Machine: Vollmer CA 300
Coolant: Emulsion
Workpiece: Stellite-tipped band saw, l = 11.76 m, Thickness 1.8 mm, 300 teeth

Grinding parameters

Feed rate: $v_f = 20$ teeth / min
 Infeed: $a_e = 1$ mm
 Cutting speed: $v_c = 63$ m/s

Benefit:


Very low wear
 Good price-performance ratio

WINTER
SAINT-GOBAIN



Because of the large number of profiles, we do not keep grinding wheels in stock. Please get in touch with us to find the best solutions for your machining requirements.

Grinding tools for the production of inserts



In the area of inserts, a wide variety of materials and tool geometries are machined. This makes great demands on the grinding tools required.

As a fundamental principle, there is a discernible trend towards higher requirements of the edge quality. Whereas a few years ago, grit sizes of D76 and coarser were used, currently grit sizes of D54 and finer are state of the art. In addition, a specialisation on individual types of inserts has occurred within the industry. The universal grinding wheel is a thing of the past. Increasing cost pressure has resulted in a growing need for optimisation. The different requirements of individual insert types mean that individual solutions are needed.

Information


Further information about applications and products can be found at
www.winter-superabrasives.com

- 86 Trends in the machining of inserts
- 88 Diamond grinding wheels for top and bottom grinding of inserts
- 88 Top and bottom grinding
- 89 Top and bottom grinding with planetary kinematics
- 90 Diamond grinding wheels for peripheral grinding of inserts
- 92 Diamond grinding wheels for profile grinding of inserts

Trends in the machining of inserts

The current WINTER grinding wheel programme for the machining of inserts offers solutions for all application areas in this industry sector. Customised to the respective grinding task and the system environment, the innovative diamond grinding wheels from WINTER offer the ideal solutions under both oil and emulsion cooling.

Requirements of different inserts

	Standard tungsten carbide inserts	Large tungsten carbide inserts	Polished tungsten carbide inserts	Cermet inserts	Ceramic inserts
Low wheel wear	X			X	X
High feed rates	X	X		X	
Cool grinding behaviour		X	X	X	
Optimal edge qualities			X		X

Inserts are produced in very large quantities: Every year, almost a billion inserts are produced around the world. Time savings of just a few seconds per insert can thus mean great increases in capacity. For this reason, more rigid, efficient and increasingly automated machines with shorter axis paths and faster control systems are being developed. In order to be able to meet these growing possibilities, the development of fast grinding, innovative grinding wheel systems continues apace in the insert production area.

In the development of materials, the requirements are also increasing. As a basic principle, the inserts must be harder than the material to be machined. Accordingly, the grinding tools also need to be optimised. In addition to the commercial aspects, the trend towards miniaturisation is becoming increasingly important in the insert industry. Although the requirements regarding cutting edge qualities are growing, e.g. in aluminium machining, the inserts are becoming increasingly smaller. This requires increased usage of fine-grit diamond grinding wheels during the peripheral and top and bottom grinding of inserts.

Development trend in the peripheral grinding of inserts

In the past	Today			
All types	Standard tungsten carbide insert*	Polished tungsten carbide insert	Cermet insert	Ceramic insert
Standard resin bonds	High-performance resin bonds	Standard resin or ceramic bonds	Standard or high-performance resin bonds	High-performance resin or ceramic bonds
Different grit sizes D25...D91	Medium grit sizes D35...D54	Small grit sizes D15A...D35	Medium grit sizes D35...D54	Small grit sizes D15A...D35
Various concentrations C75...C125	Medium to high concentrations C100...C125	Low to medium concentrations C75...C100	Medium to high concentrations C100...C125	Various concentrations C75...C125

*) Large carbide inserts: Standard resin bonds up to D91

Dressing Recommendations:

The success of the grinding process does not depend solely on the selection of the right grinding wheel. Grinding wheels are increasingly being adapted more closely to the respective requirements. Thus, the right conditioning and subsequently the selection of the best dressing tool are growing substantially in importance.

SAINT-GOBAIN Abrasives uses its decades of experience in this regard as a system supplier and provides customised dressing and grinding wheels in line with the job requirements.

Specification		Area of use	
NORTON	22A150H8V200	Level ⁺ GPK	D64 – D151
NORTON	22A120I8V200	Level ⁺	D64 – D151
NORTON	31C120L8V5209	INSERT ⁺	>D76
NORTON	31C180Jo†9V500	INSERT ⁺	D54 – D76
NORTON	31C220Jo†9V500	INSERT ⁺	D35 – D46
NORTON	31C320Jo†9V5209	INSERT ⁺	D20 – D30

Information

Contact for NORTON dressing wheels:
Saint-Gobain Abrasives GmbH
Dr.-Georg-Schäfer-Straße 1
D-97447 Gerolzhofen
Tel. +49 9382 602-0
Fax +49 9382 602-186

Diamond grinding wheels for top and bottom grinding of inserts

With the Level+ series for the top and bottom grinding of inserts, WINTER is setting new standards with regard to evenness and precision.

The WINTER Level+ products, grinding wheel systems that have been specially developed for this application, are characterised by very free-grinding behaviour. The grinding pressure can be significantly reduced and therefore long dressing intervals become possible.

The unique grinding characteristics of this product family also permit substantially higher feed rates so that impressive increases in productivity can be achieved.

Top and bottom grinding

Standard dimensions for top and bottom grinding of inserts

Workpiece	Material	Machine	Cup grinding wheel		Coolant
			Shape	Bond	
Inserts Plane knives etc.	Tungsten carbide Ceramic	Diskus Viotto Wendt ...	6A2 Ø 300...500 W 40...190 X 3...8	WINTER LEVEL+	Oil Emulsion

Other dimensions on request

Application example:

Workpiece: Tungsten carbide insert

Grinding tool: Level+ 219

Grinding machine: Viotto

Coolant: Emulsion

Grinding parameters

Feed rate: $v_f = 25 \text{ mm/min}$

Speed (top): $n = 900 \text{ min}^{-1}$

Speed (bottom): $n = 350 \text{ min}^{-1}$

Allowance / side: $a_e = 0.15 \text{ mm}$

Dressing interval: 15 inserts

Cycle time: $t = 88 \text{ s}$

Benefit:

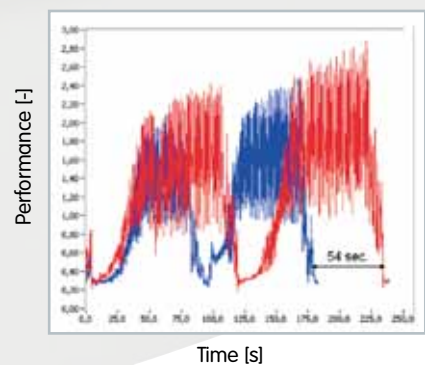
20% higher feed rate

25% savings in grinding time

33% longer dressing interval

More constant grinding characteristics

Lower power consumption



RED = Competition

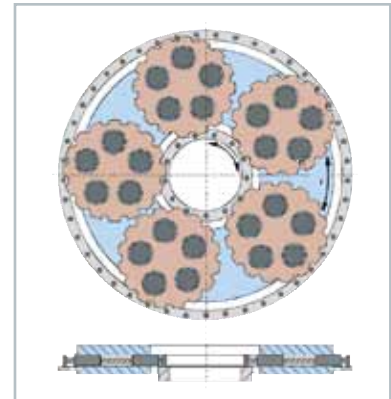
BLUE = Level+

The illustration shows the time savings compared to the competition, based on two ground workpieces.

Top and bottom grinding with planetary kinematics

The Level+ GPK (Grinding with Planetary Kinematics) grinding wheel is a variant from the Level+ family, developed for top and bottom grinding with planetary kinematics.

The Level+ GPK is characterised by very free-grinding behaviour, which means that short grinding times, high material removal rates and high outputs are possible. In addition to the commercial benefits, this specification also has very constant grinding behaviour with tight dimensional tolerances and excellent surface qualities and workpiece evenness.



Standard dimensions for top and bottom grinding with planetary kinematics

Workpiece	Material	Machine	Cup grinding wheel		Coolant
			Shape	Bond	
Inserts Plane knives etc.	Tungsten carbide	AMT Melchiorre Peter Wolters Stähli ...	6A2 Ø 500...1020 W 40...190	WINTER LEVEL+ GPK	Oil Emulsion

Other dimensions on request

Application example:

Workpiece:	Tungsten carbide insert
Grinding tool:	D46 Level+ GPK
Grinding machine:	Peter Wolters AC 700
Coolant:	Emulsion
Grinding parameters	
Workpieces / load:	204 inserts
Allowance / side:	$a_e = 0.25 \text{ mm}$
Cycle time:	$t = 180 \text{ s}$
Benefit:	
Dimensional tolerance	$5 \text{ } \mu\text{m}$
Surface quality (R_a)	$0.25 \text{ } \mu\text{m}$
Flatness	$1 \text{ } \mu\text{m}$

LEVEL+



Diamond grinding wheels for peripheral grinding of inserts

The WINTER INSERT⁺ family consists of specially developed grinding wheels for every type of insert. The programme includes in particular free-grinding specifications, with which e.g. in the area of standard inserts superb material removal rates can be achieved, as well as very robust, low-wear systems for the area of special inserts (ceramic, cBN...). For polished inserts, fine-grit variants are included in the portfolio, where an impressive combination of best cutting edge quality and high material removal rate is achieved. Let yourself be convinced by the performance of our systems!

WINTER INSERT⁺

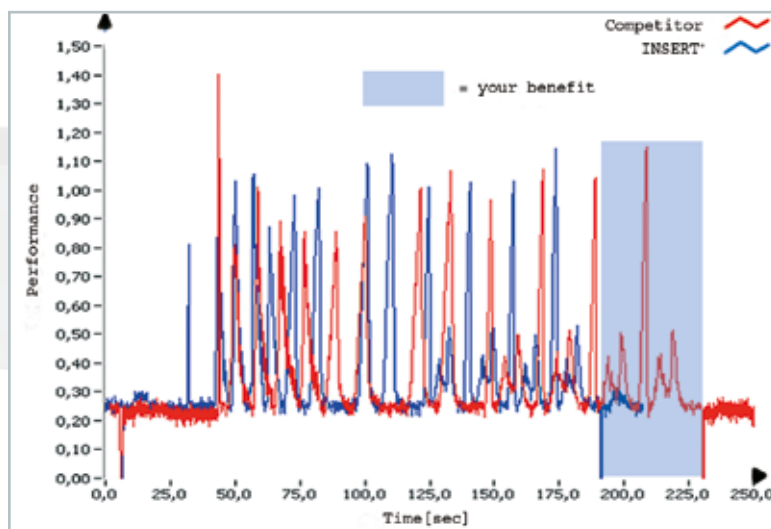
Can be used for the grinding of

- Tungsten carbide
- Cermet
- cBN
- Ceramic

...under emulsion and oil

Chipping < 10 µm

Picture: In this example, the time benefit generated by WINTER INSERT⁺ is 30 seconds per insert!



Application recommendations

WINTER SAINT-GOBAIN	Standard tungsten carbide inserts	Large tungsten carbide inserts	Polished tungsten carbide inserts	Cermet inserts	Ceramic inserts
D64...D76		INSERT ⁺ 980 INSERT ⁺ 4017			
D46...D54	INSERT ⁺ 4821 INSERT ⁺ 3102 INSERT ⁺ 4006			INSERT ⁺ 980 INSERT ⁺ 4006 INSERT ⁺ 4017	INSERT ⁺ 980
D25...D35			INSERT ⁺ 3102		
D15...D20			INSERT ⁺ 980		

Grinding wheels for machining cBN inserts please find in chapter "Grinding tools for PCD and PCBN machining".

Standard dimensions for peripheral grinding of inserts

Workpiece	Material	Machine	Cup grinding wheel		Coolant
			Shape	Bond	
Insert	Tungsten carbide Cermet Ceramic cBN	Agathon EWAG WAIDA Wendt ...	2A2T, 11A2,... Ø 250, 350, 400 W 3...25 X 3...15	WINTER INSERT ⁺	Oil Emulsion

Other dimensions on request

All dimensions in mm

INSERT+ examples of use

Application example 1

Workpiece: Tungsten carbide insert
Grinding tool: D46 INSERT+ 4006N-98 C110 A
Grinding machine: Agathon 400 Penta
Coolant: Oil
Grinding parameters
 Feed rate (sides): $v_f = 30/15$ mm/min
 Cutting speed: $v_c = 21$ m/s
 Allowance / side: $a_e = 0.1$ mm
 Dressing interval: 100 inserts
 Cycle time: $t = 90$ s
Benefit:
 15% higher feed rate
 8% lower cycle time
 10-fold dressing interval
 Reduced wear of the grinding wheel

INSERT+



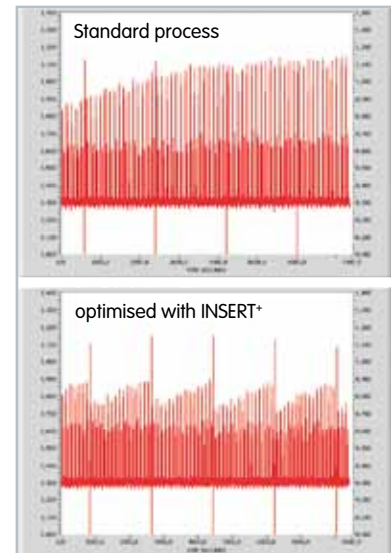
Application example 2

Workpiece: Polished tungsten carbide insert
Grinding tool: D35 INSERT+ 3102-44 C100
Grinding machine: Agathon 250 PA-CNC
Coolant: Emulsion
Grinding parameters
 Feed rate (sides): $v_f = 10/8$ mm/min
 Cutting speed: $v_c = 21$ m/s
 Allowance / side: $a_e = 0.3$ mm
 Dressing interval: 15 inserts
 Cycle time: $t = 120$ s
Benefit
 15% longer dressing interval
 66% lower dressing amount
 Reduced wear of the grinding wheel

Picture Standard:
 Increasing power consumption
 Dressing effect insufficient

Picture "optimised with INSERT+"
 Stable grinding process,
 substantially lower grinding pressure

INSERT+



Application example 3

Workpiece: Cermet insert
Grinding tool: D35 Insert+4017T-44 C100
Grinding machine: Agathon 350 Combi
Coolant: Oil
Grinding parameters
 Feed rate (sides): $v_f = 6$ mm/min
 Cutting speed: $v_c = 21$ m/s
 Allowance / side: $a_e = 0.15$ mm
 Dressing interval: 1 insert
 Cycle time: $t = 164$ s
Benefit
 40% higher lifetime
 48 seconds time savings per insert
 More than 20% cost reduction per insert

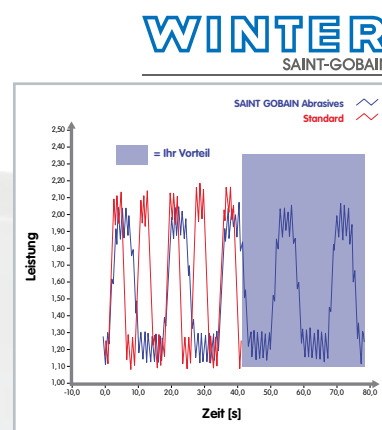
INSERT+

Diamond grinding wheels for profile grinding of inserts

The profiling of inserts is a multi-faceted process. Various contours are generated, from simple flutes to complex profiles on the periphery of the inserts. Therefore, the applied profile wheels (e.g. 1E1, 1F1 or 1V1) are made from metal or resin bonds. With multi-process profiles (e.g. grooves for positive locking of the inserts in rotary holders), crushable metal or vitrified bond systems are frequently used.

Application example multi-profile wheel

Workpiece:	Tungsten carbide insert with 120° tapered flute (4fold flute width 2.5 mm)
Grinding wheel:	14A1-125-5-10 20 D64 Q-Flute
Coolant:	Emulsion
Grinding parameters	
Profile depth:	0.7 mm
Infeed:	$a_e = 0.7 \text{ mm}$
Cutting speed:	$v_c = 28 \text{ m/s}$
Feed rate:	$v_f = 260 \text{ mm/min}$
Specific Material Removal Rate:	$Q'_w = 3 \text{ mm}^3/\text{mm} \cdot \text{s}$
Benefit:	47% time savings



Application example profile wheel

Workpiece:	Tungsten carbide insert with pre-sintered threaded profile
Grinding wheel:	MC1A1-150-4.5-5 D64 DMC C75
Coolant:	Emulsion
Grinding parameters	
Profile depth:	0.95 mm
Residual allowance:	0.6 mm
Infeed:	$a_e = 0.6 \text{ mm}$
Cutting speed:	$v_c = 23 \text{ m/s}$
Feed rate:	$v_f = 150 \text{ mm/min}$
Specific Material Removal Rate:	$Q'_w = 1.5 \text{ mm}^3/\text{mm} \cdot \text{s}$
Benefit:	80% cost savings



DMC conditions of use


The crushing device should be part of the original machine; at least it should be strongly mounted onto the machine. By doing so, the advantages of profiling, without annoying tool changing, can be utilised. Pre-forming of the layer to the required profile is also possible.

Crushing can be carried out either with a powered grinding wheel, which drives the profiling roller, or with a powered profiling roller driving the grinding wheel. (If attention is not paid to this point, the wear of the profile roller will increase).

Profile crushing should always be performed using flood coolant, as the grinding wheel and the crushing roll must be lubricated. Additionally, during crushing, the abrasive layer must be cleaned with a WINTER stone No. 2 or No. 5. This reduces profile distortion that may occur due to adherent wheel particles.

Grinding tools for PCD and PCBN machining





Diamond is the hardest known material and is used as MCD (monocrystalline diamond) and PCD (polycrystalline diamond) in the tools industry in a multitude of ways. The machining of diamond is not only difficult due to its hardness. Diamond is very brittle and therefore needs very free-cutting grinding wheels to generate good cutting edge qualities.

In addition to diamond, polycrystalline boron nitride (PCBN) cutting tools are increasingly being used in the industry; cBN is the second hardest known material and offers enormous lifetime benefits in comparison with tungsten carbide tools when turning and milling hardened steel, cast iron and sintered metals.

Information

Further information on applications and products can be found at
www.winter-superabrasives.com

- 96 **Grinding of PCD and PCBN inserts**
- 97 Innovative vitrified bond PCX
- 98 High-performance grinding of solid PCBN inserts
- 99 Standard tools for manual PCD machining

Grinding of PCD and PCBN inserts

The machining of superhard materials such as PCD and PCBN places particularly great demands on grinding tools. There are hardly any differences in hardness between the workpiece and the diamond grain used in the grinding wheel, meaning that wear-resistant but free-grinding systems are required. Depending on the application, metal, vitrified, hybrid or resin bonds are used. Some standard specifications are available ex stock. With regard to your specific application, please simply ask us.

Selection assistant for WINTER bond systems

Diamond grinding wheels	Wear resistance	Recommendations for use
VFK		Metal bond for rough pre-grinding
VF		Metal bond for pre-grinding
VFF		Metal bond universal for pre- and finish grinding
VP		Metal bond for polish grinding
VPP		Metal bond for finest polish grinding
INSERT*CBN		Hybrid bond for solid PCBN inserts
PCX2050J		More wear resistant vitrified bond for profile tools, also for MCD
PCX2350H		Universal vitrified bond, also for high carbide proportions
PCX4350H		Most free grinding vitrified bond for large contact areas, small grit sizes

Standard dimensions for the grinding of PCD and PCBN tools


Workpiece	Material	Machine	Cup grinding wheel		Coolant
			Shape	Bond	
Inserts Milling cutters etc.	PCD PCBN	Manual and CNC tool grinding machines	2A2, 6A2, 11A2,... Ø 100...400 W 3...20 X 6...15	Vitrified, hybrid or metal bonds	Oil Emulsion

Workpiece	Material	Machine	Peripheral grinding wheel		Coolant
			Shape	Bond	
Inserts Milling cutters etc.	PCD PCBN	CNC tool grinding machines OD grinding machines	1A1, 14A1, etc. Ø 100...500 U 3...15 X 5...10	Vitrified, resin or metal bonds	Oil Emulsion

Other dimensions on request

Innovative vitrified bond PCX

WINTER PCX raises the bar for machining hard materials like PCD and PCBN (especially very brittle grades with low cBN percentages <80% cBN). More and more often, very fine grit sizes are preferred to meet the increasing demand on cutting edge quality. Due to the freegrinding behaviour of the new PCX range, coarser grit sizes achieve the same edge quality as formerly used grinding wheels with finer grits. PCX allows high feed rates and reduced recondition intervals and thus combines perfect cutting edge qualities with improved productivity.



PCX

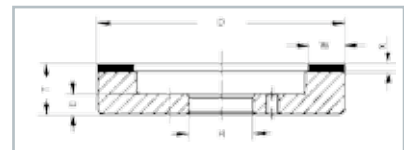
Application example 1

Grinding tool: D15A PCX2350H C120A
Grinding machine: EWAG EASYGRIND
Coolant: Emulsion
Workpiece: PCD milling insert (brazed, high carbide proportion)
Grinding parameters
 Feed rate: $v_f = 2 \text{ mm/min}$
 Stock: $a_e = 0.3 \text{ mm}$
 Cutting speed: $v_c = 11 \text{ m/s}$
Benefit:
 45% time savings
 Very good edge quality
 Perfect surface quality on carbide backing

Application example 2

Grinding tool: D15A PCX2350H C120A
Grinding machine: Coburn RG5
Coolant: Emulsion
Workpiece: PCD insert (brazed, low carbide proportion)
Grinding parameters
 Feed rate: Pressure controlled
 Stock: $a_e = 0.4 \text{ mm}$
 Cutting speed: $v_c = 9.5 \text{ m/s}$
Benefit:
 Reduced cycle time
 Edge chipping $6 \mu\text{m}$ (cutting face)
 Applicable for roughing and finishing

PCX



6A2 Stock programme

Diamond grinding wheels										
Shape	D	W	X	H	Grit size	Bond	Concentration	Body	Order number	Comment
5VG6A2	150	5	10	40	D15A	PCX2350H	C120	A	7958716963	T = 40, E = 10
4VG6A2	150	10	10	40	D15A	PCX2350H	C120	A	7958704537	T = 40, E = 10
3VG6A2	150	20	10	40	D10	PCX2350H	C120	A	69014142334	T = 40, E = 10
					D15A	PCX2350H	C120	A	69014142337	
2VG6A2	200	20	10	40	D15A	PCX2350H	C120	A	7958706277 ²⁾	T = 40, E = 13

²⁾ Available while stocks last

All dimensions in mm

Please feel free to contact our sales engineers at any time. Contact details can be found on the last page.

High-performance grinding of solid PCBN inserts

The grindability of the manifold PCBN grades differs considerably because of the large variety of combinations of cBN content, cBN grit size and binder.

The features required for individual application areas are determined by the stipulated variables. For e. g. milling operations with interrupted cut, hard and tough PCBN grades with high cBN content are necessary. These inserts mostly consist of solid PCBN - a challenge for their grinding tools: excellent freegrinding behaviour and fast cutting features prevent the insert as well as the grinding wheel surface from being glazed.

Hybrid bonded tools proved to be the ideal solution for these fields of application. WINTER INSERT+CBN has been developed especially for grinding solid PCBN inserts and has meanwhile become established. The very good freegrinding behaviour of Insert+CBN grants an enormous productivity increase within tight dimension tolerance and outstanding cutting edge quality.

Application example 1

Grinding tool:	D46 INSERT+CBN C100 A
Grinding machine:	WENDT WAC 725
Coolant:	Emulsion
Workpiece:	solid PCBN insert
Grinding parameters	
Feed rate:	$v_f = 8 \text{ mm/min (sides)}, v_f = 20 \text{ mm/min (radii)}$
Stock:	$a_e = 0,25 \text{ mm}$
Cutting speed:	$v_c = 20 \text{ m/s}$
Dressing interval:	continuously
Benefits:	
	30% reduction of wheel wear
	10% time saving
	16% grinding cost reduction

Application example 2

Grinding tool:	D46 INSERT+CBN C100 A
Grinding machine:	EWAMATIC
Coolant:	Dielectric fluid
Workpiece:	solid PCBN insert
Grinding parameters	
Feed rate:	$v_f = 6 \text{ mm/min}$
Stock:	$a_e = 0,2 \text{ mm}$
Cutting speed:	$v_c = 22 \text{ m/s}$
Dressing interval:	1 x per workpiece
Benefits:	
	60% reduction of grinding time
	Very good edge quality
	Perfect dimensional stability

Anwendungsbeispiel 3

Grinding tool:	D46 INSERT+CBN C100 A
Grinding machine:	Agathon 400 Penta
Coolant:	Oil
Workpiece:	solid PCBN insert
Grinding parameters	
Feed rate:	$v_f = 6 \text{ mm/min (sides)}, v_f = 20 \text{ mm/min (radii)}$
Stock:	$a_e = 0,2 \text{ mm}$
Cutting speed:	$v_c = 20 \text{ m/s}$
Dressing interval:	1 x per workpiece
Benefits:	
	Outstanding grinding behaviour
	Enormous reduction of grinding time
	Considerable increase of lifetime in comparison to reference tool





Standard tools for manual PCD machining

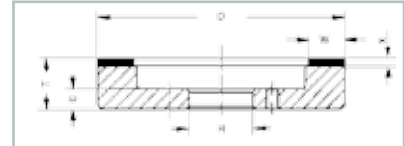
Apart from modern vitrified and hybrid bonds, metal bonded PCD grinding tools are still popular. These multi-purpose tools feature impressive lifetime, and are insensitive to variations in grinding pressure - which is important for manual applications. The selection assistant at the beginning of this chapter will help you to choose the best bond for your grinding task.

2A2T Stock programme



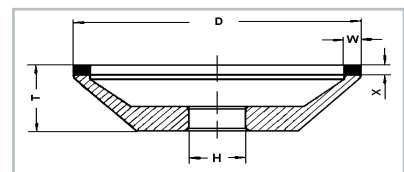
Diamond grinding wheels											
Shape	D	W	X	T	H	Grit size	Bond	Concentration	Body	Order number	Comment
1BZ2A2T	150	20	4	15	112		VFF		A	66260134939	T = 15.3 mm ¹⁾

6A2 Stock programme



Diamond grinding wheels										
Shape	D	W	X	H	Grit size	Bond	Concen- tration	Body	Order number	Comment
8BZ6A2	150	6	8	40	VFK			A	60157643172	T = 26 mm E = 10 mm ¹⁾
1BZ6A2	150	20	4	40	VF			A	66260135795	T = 40 mm E = 10 mm ¹⁾
					VFF			A	60157643132	
					VP			A	66260135772	

May differ slightly from illustration depending on the machine's adapter flange



12A2 Stock programme


Diamond grinding wheels											
Shape	D	W	X	H	S°	Grit size	Bond	Concentration	Body	Order number	Comment
1BZ12A2	125	15	4	20	45		VFF		A	60157643666	T = 26 mm E = 10 mm ³⁾

¹⁾ For EWAG manual machines

²⁾ For Micro-Point

³⁾ For Kelch SZ32K

Grinding tools for knife machining





The knife industry includes various grinding applications in the manufacture of industrial knives such as flat, circular or profile knives.

The sharpness of the blade is the quality criterion for every type of knife. That is why most importance is given to the grinding of the blade facets. At the same time, this is also the most frequent application for superabrasive grinding tools in knife machining.

Information

Further information on applications and products can be found at
www.winter-superabrasives.com

102 Diamond and cBN grinding wheels for surface and profile grinding

103 Grinding of flat and circular knives

105 Grinding of profile knives

Diamond and cBN grinding wheels for surface and profile grinding

WINTER offers metal and resin bonded grinding wheels for polish grinding of paper knives as well as roughly ground chopping knives for the recycling and shredding sector.

Both cup wheels for the grinding of flat and circular knives as well as peripheral wheels for the profiling of e.g. profile knives are available ex stock.



Selection assistant for WINTER bond systems

Diamond grinding wheels	Wear resistance	Recommendations for use
BZ587	↑	Standard metal bond for knife machining
K+1313RY		Resin bond for tungsten carbide-steel combination grinding, wet
K+920		More wear-resistant resin bond also for dry grinding
K+4821		Free-grinding CNC bond, e.g. for Cermet
K+888RY		Univeral resin bond for wet grinding
cBN grinding wheels	Wear resistance	Recommendations for use
MSS587	↑	Standard metal bond for knife machining
KSS920		More wear-resistant resin bond also for dry grinding
KSSRY		Univeral resin bond for wet grinding
KSSJY		Univeral resin bond for wet grinding
KSS007N		Free-grinding resin bond for dry grinding

Standard dimensions for knife machining

Workpiece	Material	Machine	Cup grinding wheel		Coolant
			Shape	Bond	
Flat knives Circular knives etc.	Tungsten carbide HSS	Göckel Reform Weinig	6A2, 222,... Ø 100...200 W 3...8 X 4...8	K+, KSS, BZ and MSS bonds	Oil Emulsion

Workpiece	Material	Machine	Peripheral grinding wheel		Coolant
			Shape	Bond	
Profile knives etc.	HSS	Universal blade grinding machines	14F1, 14A1 Ø 200 U 2...4 X 3...7	KSS bonds	Oil Emulsion

Other dimensions on request

Grinding of flat and circular knives



6A2 Stock programme

Metal bonded diamond grinding wheels										
Shape	D	W	X	H	Grit size	Bond	Concentration	Body	Order number	Comment
3BZ6A2	200	8	4	75	D64	BZ587	C25	A	60157642913	T = 35 ⁵⁾
6BZ6A2	200	8	8	20	D64	BZ587	C25	A	66260111969	T = 31 ³⁾
5BZ6A2	200	8	8	50	D64	BZ587	C25	A	66260110549	T = 31 ⁴⁾
3BZ6A2	200	8	8	75	D64	BZ587	C25	A	66260348688	T = 35 ⁵⁾

May differ slightly from illustration depending on the machine's adapter flange

Resin bonded diamond grinding wheels										
Shape	D	W	X	H	Grit size	Bond	Concentration	Body	Order number	Comment
14K6A2	200	8	4	50	D126	K+1313RY	C100	A	66260134453 ²⁾	T = 35 ⁴⁾
26K6A2	200	8	4	75	D126	K+1313RY	C100	A	60157643892 ²⁾	T = 35 ⁵⁾
1K6A2	200	8	6	50	D126	K+1313RY	C100	A	7958762417	T = 35 ⁴⁾
1K6A2	200	8	6	75	D126	K+1313RY	C100	A	7958762416	T = 35 ⁵⁾

May differ slightly from illustration depending on the machine's adapter flange

²⁾ Available while stocks last

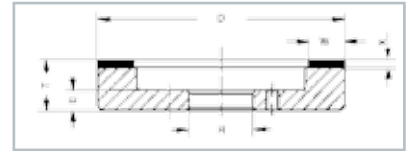
³⁾ Universal tool grinding machines (bore can be adapted)

⁴⁾ Göckel grinding machines

⁵⁾ Reform grinding machines

All dimensions in mm

Please feel free to contact our sales engineers at any time. Contact details can be found on the last page.



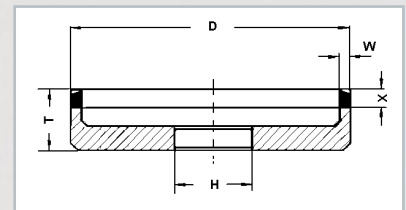
6A2 Stock programme

Metal bonded cBN grinding wheels										
Shape	D	W	X	H	Grit size	Bond	Concentration	Body	Order number	Comment
5BZ6A2	200	8	8	50	B126	MSS587	V120	A	66260133248	T = 31 ⁴⁾
3BZ6A2	200	8	8	75	B126	MSS587	V120	A	66260368698	T = 35 ⁵⁾

May differ slightly from illustration depending on the machine's adapter flange

Resin bonded cBN grinding wheels										
Shape	D	W	X	H	Grit size	Bond	Concentration	Body	Order number	Comment
2K6A2	125	3	4	20	B107	KSSRY	V120	H	66260134792	T = 18 ⁶⁾
1K6A2	150	4	6	20	B181	KSS007N-63	V180	A	60157643468	T = 29 ³⁾

May differ slightly from illustration depending on the machine's adapter flange



222 Stock programme

cBN grinding wheels											
Shape	D	W	V°	X	H	Grit size	Bond	Concen- tration	Body	Order number	Comment
3K222	100	3	3	6	20	B126	KSSRY	V120	A	60157643658	T = 30 ⁶⁾

³⁾ Universal tool grinding machines (bore can be adapted)

⁴⁾ Göckel grinding machines

⁵⁾ Reform grinding machines

⁶⁾ Weinig grinding machines

WINTER
Facts

Shank
tools

Saws

Inserts

PCD
PCBN

Knives

Milling
cutters

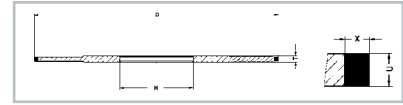
Mould
and die

Service
Glossary
Contact

All dimensions in mm

Grinding of profile knives

14A1 Stock programme



Diamond grinding wheels

Shape	D	U	X	H	Grit size	Bond	Concentration	Body	Order number	Comment
2K14A1	200	4	10	60	D46	K+888RY	C100	A	66260112982 ¹⁾	T = 6 ³⁾

cBN grinding wheels

Shape	D	U	X	H	Grit size	Bond	Concentration	Body	Order number	Comment
1K14A1	200	4	3	60	B91	KSSRY	V240	H	60157643410	T = 5 ³⁾



14F1 Stock programme

Diamond grinding wheels

Shape	D	U	X	R	H	Grit size	Bond	Concentration	Body	Order number	Comment
4K14F1	200	2	5	1	60	D54	K+888RY	C75	A	60157643156 ¹⁾	T = 6 ³⁾
K14F1	200	3	5	1.5	60	D64	K+920	C100	A	66260336122 ¹⁾	T = 10 ³⁾
3K14F1	200	4	6	2	60	D46	K+888RY	C100	H	66260111253 ¹⁾	T = 5 ³⁾
						D151	K+1313RY	C100	H	66260114210	
9K14F1	200	2	7	1	20	D64	K+4821	C100	A	66260119930 ¹⁾	T = 10
					30	D64	K+4821	C100	A	66260127332 ¹⁾	
					31.75	D64	K+4821	C100	A	66260127734 ¹⁾	
					32	D64	K+4821	C100	A	66260350546 ¹⁾	
					40	D64	K+4821	C100	A	66260127638 ¹⁾	
					50	D64	K+4821	C100	A	66260118539 ¹⁾	
					60	D64	K+4821	C100	A	66260131361 ¹⁾	
13K14F1	200	2	7	1	60	D64	K+4821	C100	A	66260119140	T = 5 ³⁾
7K14F1	200	4	7	2	20	D151	K+4821	C100	A	66260119142 ¹⁾	T = 10
					30	D151	K+4821	C100	A	66260395343 ¹⁾	
					31.75	D151	K+4821	C100	A	66260127145 ¹⁾	
					32	D151	K+4821	C100	A	66260350535 ¹⁾	
					40	D151	K+4821	C100	A	66260117349 ¹⁾	
					50	D151	K+4821	C100	A	66260117251 ¹⁾	
9K14F1	200	4	7	2	60	D151	K+4821	C100	A	66260127453	T = 5 ³⁾

May differ slightly from illustration depending on the machine's adapter flange

¹⁾ Delivery time 5 - 6 weeks

³⁾ Weinig grinding machines

All dimensions in mm

Please feel free to contact our sales engineers at any time. Contact details can be found on the last page.

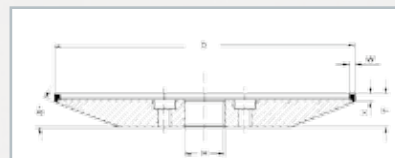
14F1 Stock programme



cBN grinding wheels

Shape	D	U	X	R	H	Grit size	Bond	Concentration	Body	Order number	Comment
5K14F1	200	2	5	1	60	B126	KSS920	V180	A	60157642627	T = 6 ³⁾
9K14F1	200	2	7	1	20	B126	KSSRY	V180	A	66260119631 ¹⁾	T = 10
					30	B126	KSSRY	V180	A	66260128533 ¹⁾	
					31.75	B126	KSSRY	V180	A	66260127835 ¹⁾	
					32	B126	KSSRY	V180	A	66260350545 ¹⁾	
					40	B126	KSSRY	V180	A	66260127441 ¹⁾	
					50	B126	KSSRY	V180	A	66260127044 ¹⁾	
					60	B126	KSSRY	V180	A	66260131760 ¹⁾	T = 10 ³⁾
13K14F1	200	2	7	1	60	B126	KSSRY	V180	A	66260119546	T = 5 ³⁾
K14F1	200	3	5	1.5	60	B151	KSSRY	V180	A	66260130748	T = 10 ³⁾
1K14F1	200	4	3	2	60	B151	KSSRY	V240	H	60157642904	T = 5 ³⁾

May differ slightly from illustration depending on the machine's adapter flange



222 Stock programme

cBN grinding wheels

Shape	D	W	X	H	Grit size	Bond	Concentration	Body	Order number	Comment
4K222	150	2	3.3	20	B107	KSSJY	V180	A	60157642630	S = 23° T = 17



700 Stock programme

Diamond grinding wheels

Shape	D	U	X	R	H	Grit size	Bond	Concentration	Body	Order number	Comment
7K700	200	1	5	0.5	20	D64	K+920	C75	E	60157678914	T = 10
7K700	200	1	5	0.5	20	D126	K+920	C75	E	60157678913	T = 10

cBN grinding wheels

Shape	D	U	X	R	H	Grit size	Bond	Concentration	Body	Order number	Comment
7K700	200	1	5	0.5	20	B151	KSSR	V180	E	60157678949	T = 10

¹⁾ Delivery time 5 - 6 weeks

³⁾ Weinig grinding machines

All dimensions in mm

Grinding wheels for the machining of milling tools



In the woodworking industry, milling cutters are used for a variety of machining tasks. In this sector, there is a very wide range of milling cutters. The most common are groove, joint, rebating, chamfering and profile cutters. There are one-piece milling cutters as well as screwed and welded designs. All of these tools place different demands on the grinding process.

Another major application area is hob grinding. Hobs are used in gear manufacturing and need to be ground and re-sharpened precisely with superabrasive grinding wheels.

Information

Further information on applications and products can be found at
www.winter-superabrasives.com

- 110 Diamond and cBN grinding wheels for grinding of cutting faces and clearances
- 111 Face grinding of profile cutters
- 115 Top grinding of profile cutters
- 116 Grinding of hobs

Diamond and cBN grinding wheels for grinding of cutting faces and clearances

The grinding of milling tools represents the last machining step in the manufacture and re-working of milling cutters. In a similar way to shank tools and saw blades, the tool faces and the clearances (top) are the main applications for grinding. The machining of the top is particularly important here, as the runout of the milling tools is ensured in this manufacturing step. This then forms the basis for an even cutting performance.



Selection assistant for WINTER bond systems

Diamond grinding wheels	Wear resistance	Recommendations for use
K+1421R	↑	Standard resin bond for CNC applications
K+1414N		Resin bond for tungsten carbide-steel combination grinding, dry
K+1414J		Resin bond for tungsten carbide-steel combination grinding, dry
K+888R		Universal resin bond for dry grinding
K+888N		Universal resin bond for dry grinding
K+888J		Universal resin bond for dry grinding
K+1410		Free-grinding resin bond for dry grinding
cBN grinding wheels	Wear resistance	Recommendations for use
KM64	↑	Particularly wear-resistant bond for machining of hobs
KSSTY		Universal resin bond for wet grinding
KSSRY		Universal resin bond for wet grinding
KSSJY		Universal resin bond for wet grinding
KSS12N		Standard resin bond for CNC applications
KSS10N		Universal resin bond for tool grinding
KSS10J		Universal resin bond for tool grinding
KSS007N		Free-grinding resin bond for dry grinding

Standard dimensions for the machining of milling tools for the woodworking industry

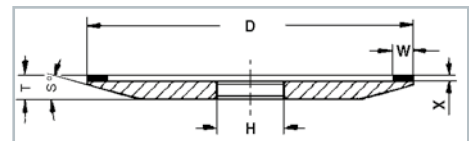
Workpiece	Material	Machine	Cup grinding wheel		Coolant
			Shape	Bond	
Milling tools for the woodworking industry	Tungsten carbide HSS	Universal tool grinding machines	4A2, 12A2, 222,... Ø 100...200 W 3...8 X 2...4	K+, KSS bonds	Oil Emulsion (dry)

Standard dimensions for the machining of hobs

Workpiece	Material	Machine	Cup grinding wheel		Coolant
			Shape	Bond	
Hobs	Tungsten carbide HSS	Universal tool grinding machines	4BT9, 222 Ø 100...150 W 1...10 X 1...3.3	K+, KSS, KM bonds	Oil Emulsion

Other dimensions on request

Face grinding of profile cutters



4A2 Stock programme

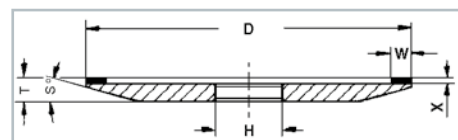
Diamond grinding wheels										
Shape	D	W	X	H	Grit size	Bond	Concentration	Body	Order number	Comment
K4A2	100	6	2	20	D64	K+888N	C50	H	66260137071 ¹⁾	S = 15°, T = 8
6K4A2	125	5	2	20	D46	K+888J	C50	H	60157643448	S = 15°, T = 10
					D64	K+888R	C50	H	60157643256	
1K4A2	125	6	2	20	D46	K+1410	C75	H	66260115833	S = 15°, T = 10
					D64	K+1410	C100	H	66260128030	
K4A2	150	5	4	20	D64	K+888N	C50	H	60157643184	S = 15°, T = 13
K4A2	175	5	4	20	D64	K+888N	C50	H	60157643327	S = 15°, T = 13

¹⁾ Delivery time 5 - 6 weeks

All dimensions in mm

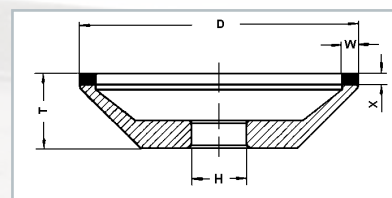
Please feel free to contact our sales engineers at any time. Contact details can be found on the last page.

4A2 Stock programme



cBN grinding wheels

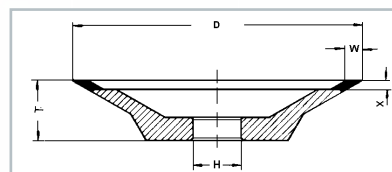
Shape	D	W	X	H	Grit size	Bond	Concentration	Body	Order number	Comment
K4A2	100	4	2	20	B107	KSS10N	V120	H	60157642646 ¹⁾	S = 15°, T = 8
K4A2	125	4	2	20	B107	KSS10N	V120	H	60157642812 ¹⁾	S = 15°, T = 6
K4A2	125	5	4	20	B126	KSS10J	V120	H	60157642977 ¹⁾	S = 11°, T = 15
3K4A2	150	3	2	20	B151	KSSRY	V240	A	66260134960 ²⁾	S = 20°, T = 17
K4A2	150	4	2	20	B107	KSS10N	V120	H	60157642791	S = 15°, T = 6
K4A2	150	4	3	20	B91	KSS12N	V240	A	66260127081	S = 15°, T = 12
K4A2	175	5	4	20	B126	KSS10J	V120	H	60157643668	S = 15°, T = 13
K4A2	200	6	2	20	B107	KSS10J	V120	H	60157643223 ¹⁾	S = 15°, T = 11



12A2 Stock programme

cBN grinding wheels

Shape	D	W	X	S	H	Grit size	Bond	Concentration	Body	Order number	Comment
K12A2	100	5	2	20	20	B126	KSS10J	V120	H	66260136215	T = 12
K12A2	125	5	2	20	20	B126	KSS10J	V120	H	66260136538 ²⁾	T = 16



12V2 Stock programme

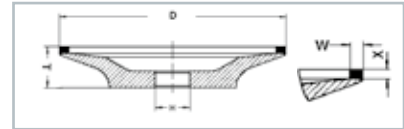
Diamond grinding wheels

Shape	D	W	X	H	Grit size	Bond	Concentration	Body	Order number	Comment
1K12V2	125	5	3	20	D64	K+888N	C50	H	60157642736	S = 30°, T = 26
1K12V2	125	5	4	20	D46	K+888N	C50	H	66260129020	S = 29°, T = 26
1K12V2	125	8	4	20	D46	K+888N	C50	H	60157642744	S = 30°, T = 26
					D64	K+888N	C75	H	66260136367	

¹⁾ Delivery time 5 - 6 weeks

²⁾ Available while stocks last

All dimensions in mm

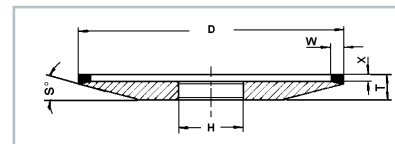


222 Stock programme

Diamond grinding wheels										
Shape	D	W	X	H	Grit size	Bond	Concentration	Body	Order number	Comment
1K222	125	5	4	20	D64	K+1414J	C50	H	66260135758	S = 20°, T = 23
16K222	125	5	4	20	D151	K+888R	C75	H	66260100321	S = 20°, T = 23
					D181	K+888R	C100	H	60157643406	
20K222	125	5	4	20	D46	K+888J	C50	H	66260349438	S = 20°, T = 23
					D46	K+1410	C75	H	66260111759	
					D64	K+888R	C50	H	66260117305	
					D64	K+1410	C75	H	66260335191	
					D91	K+888R	C50	H	66260117906	
					D126	K+888R	C50	H	66260118608	
					D151	K+888R	C75	H	66260130346	
					D181	K+1410	C100	D	66260115578	
					D181	K+1410	C100	H	66260352288	

cBN grinding wheels										
Shape	D	W	X	H	Grit size	Bond	Concentration	Body	Order number	Comment
20K222	125	5	4	20	B64	KSS007N-63	V120	D	66260115588	S = 20°, T = 23
					B107	KSS10J	V120	H	66260133018	
					B126	KSS10J	V120	H	66260350216	
					B151	KSS007N-63	V120	H	66260135854	
22K222	125	5	4	20	B107	KSS10J	V120	H	60157642903	S = 20°, T = 23 ¹⁾
1K222	150	5	4	20	B107	KSS007N-63	V120	H	66260115865	S = 20°, T = 23

¹⁾ 3 × 120° M6, pitch circle 32
 3 × 120° Ø 6.6, pitch circle 36



222 Stock programme

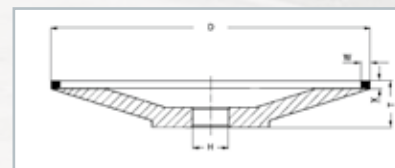
Diamond grinding wheels

Shape	D	W	X	H	Grit size	Bond	Concentration	Body	Order number	Comment
2K222	150	3	3.3	20	D64	K+1410	C75	A	66260345390	S = 12°, T = 12
2K222	200	3	3.3	20	D64	K+1410	C75	A	66260340765	S = 12°, T = 12

cBN grinding wheels

Shape	D	W	X	H	Grit size	Bond	Concentration	Body	Order number	Comment
4K222	150	2	3.3	20	B107	KSSJY	V180	A	60157642630	S = 23°, T = 17 ¹⁾
2K222	150	3	3.3	20	B107	KSS007N-63	V180	A	66260345388	S = 12°, T = 12
5K222	175	3	3.3	20	B107	KSS007N-63	V180	A	66260347845	S = 12°, T = 12
2K222	200	3	3.3	20	B107	KSS007N-63	V180	A	66260340761	S = 12°, T = 12

May differ slightly from illustration depending on the machine's adapter flange



222 Stock programme

Diamond grinding wheels

Shape	D	W	X	H	Grit size	Bond	Concentration	Body	Order number	Comment
14K222	150	5	4	20	D64	K+888R	C50	H	66260135778	S = 20°, T = 23
					D151	K+1414N	C75	H	66260128468	
2K222	175	5	4	20	D64	K+888R	C50	H	66260135779	S = 18°, T = 26
6K222	200	5	4	20	D64	K+888R	C50	H	60157643208	S = 16°, T = 28

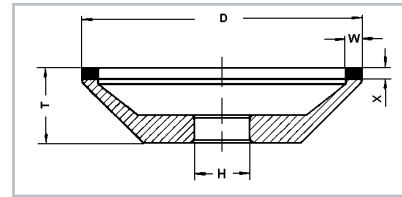
cBN grinding wheels

Shape	D	W	X	H	Grit size	Bond	Concentration	Body	Order number	Comment
14K222	150	5	4	20	B54	KSS10J	V120	H	66260110861	S = 20°, T = 23
					B107	KSS10J	V120	H	66260135777	
2K222	175	5	4	20	B107	KSS10J	V120	H	66260135775	S = 18°, T = 26
6K222	200	5	4	20	B107	KSS10J	V120	H	60157643768	S = 16°, T = 28

¹⁾ Drawing see page 106

All dimensions in mm

Top grinding of profile cutters



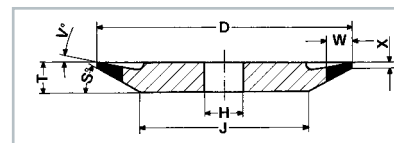
12A2 Stock programme

Diamond grinding wheels											
Shape	D	W	X	S	H	Grit size	Bond	Concentration	Body	Order number	Comment
K12A2	100	5	2	45	20	D46	K+888N	C50	H	60157643097	T = 25
						D91	K+888R	C50	H	60157643285	
						D91	K+888R-69	C50	A	66260147081	
K12A2	100	6	4	45	20	D64	K+888R	C50	B	60157642582	T = 27
						D126	K+888R	C75	D	60157642588	
cBN grinding wheels											
Shape	D	W	X	S	H	Grit size	Bond	Concentration	Body	Order number	Comment
K12A2	100	5	2	45	20	B126	KSS10J	V120	H	60157643373	T = 25

All dimensions in mm

Please feel free to contact our sales engineers at any time. Contact details can be found on the last page.

Grinding of hobs



4BT9 Stock programme

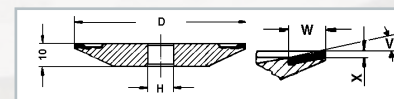
Diamond grinding wheels

Shape	D	W	X	V°	H	Grit size	Bond	Concentration	Body	Order number	Comment
K4BT9	100	10	1	5	20	D126	K+1421R	C75	A	66260348380	S = 20°, T = 10 Up to module 6

cBN grinding wheels

Shape	D	W	X	V°	H	Grit size	Bond	Concentration	Body	Order number	Comment
K4BT9	100	10	1	5	20	B126	KSS12N	V180	A	66260132772	S = 20°, T = 10 Up to module 6
1SP4BT9	150	10	3	8	50.8	B126	KM64	V300	A	66260354043 ²⁾	S = 20°, T = 10 R = 1.5 Up to module 8

For creep feed and reciprocal grinding of straight- or spiral-fluted gear hobs

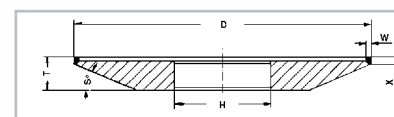


4V4 Stock programme

cBN grinding wheels

Shape	D	W	X	V°	H	Grit size	Bond	Concentration	Body	Order number	Comment
1K4V4	100	6	1	10	20	B151	KSSTY	V180	A	66260135829	T = 10 Up to module 6

For creep feed and reciprocal grinding of straight-fluted hobs



222 Stock programme

cBN grinding wheels

Shape	D	W	X	H	Grit size	Bond	Concentration	Body	Order number	Comment
1K222	150	2	3.3	50.8	B151	KSSRY	V300	A	60157644021	S = 20°, T = 17 up to module 6
1K222	200	2	3.3	50.8	B151	KSSRY	V300	A	66260134942	S = 23°, T = 22 up to module 12

For creep feed and reciprocal grinding of straight-fluted hobs

²⁾ Available while stocks last


All dimensions in mm

Grinding tools for the mould-and-die industry



In the mould and die industry small lot sizes are the order of the day. More often than not, products are manufactured on a 'one-off' basis according to exact customer specification; this requires flexible and efficient solutions.

Many companies use a high proportion of manual production steps. CNC operations and automated production lines are unusual, due to small lot sizes.



- 120 Diamond and cBN grinding wheels for surface and OD grinding**
- 124 Diamond and cBN grinding tools for ID grinding**
- 125 Vitrified bonded grinding tools
- 129 Resin bonded grinding tools
- 136 Metal bonded grinding tools
- 139 Electroplated grinding pins
- 146 Small grinding tools for coordinate grinding**
- 148 Diamond and cBN cut-off wheels**
- 149 Application notes
- 150 Resin bonded cut-off wheels
- 152 Metal bonded cut-off wheels
- 154 Diamond files**
- 154 Riffle files for manual applications
- 155 Needle files for manual applications
- 156 Files for manual and machine use
- 157 Diprofile files for hand file machines
- 157 Saw rods for manual and machine use
- 158 Honing sticks**
- 158 Metal bonded honing sticks
- 161 Resin bonded honing sticks
- 162 WINTER Diaplast® and WINTER Diaplast® suspension**
- 162 Applications and product specifications
- 167 Application notes for the preparation of specimens for microscopic examinations
- 170 Micron powder**
- 172 Lapping tools**
- 172 Manual lapping tools
- 174 Dressing tools**
- 174 Electroplated and sintered-metal bonded dressing tools
- 176 Stationary dressing tools
- 177 WINTER dressing device
- 177 Cleaning and sharpening stones for diamond and cBN grinding wheels

Diamond and cBN grinding wheels for surface and OD grinding

Vitrified and resin bonded diamond and cBN grinding wheels are used for surface and OD grinding.

The WINTER MAXI stock programme offers a substantial choice of resin bonded 1A1 standard grinding wheels for machining tungsten carbide and steel. Vitrified bonded tools are also specified for individual machining tasks. Please contact us regarding your requirements.





Stock availability

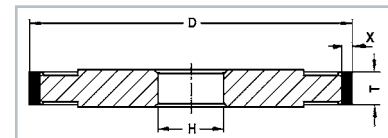
D \ T	10 mm	15 mm	20 mm	30 mm
200 mm	Dia/cBN	Dia/cBN	Dia	
225 mm	Dia/cBN	Dia/cBN		
250 mm	Dia/cBN	Dia/cBN	Dia/cBN	
300 mm	Dia	Dia/cBN	Dia/cBN	Dia/cBN
350 mm	Dia		Dia/cBN	Dia/cBN
400 mm	Dia	cBN	Dia/cBN	Dia/cBN
450 mm			cBN	
500 mm			Dia/cBN	Dia
600 mm				Dia

Available ex stock

Also available ex stock: K1A1-300-25-5 127 diamond.

Selection assistant for WINTER bond systems

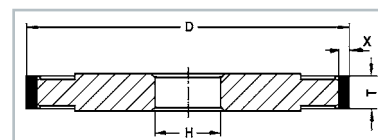
Diamond grinding wheels	Wear resistance	Recommendations for use
Maxi 1313RY		Special resin bond for tungsten carbide-steel combination grinding, wet
Maxi 1414R		Special resin bond for tungsten carbide-steel combination grinding, dry
Maxi 888RY		Universal resin bond for wet grinding
Maxi 888NY		Universal resin bond for wet grinding
Maxi 8837		Standard bond for surface and OD grinding
Maxi 125		Universal resin bond for surface and OD grinding > Ø250
Maxi 280		Universal resin bond for surface and OD grinding < Ø250
Maxi 777J		Universal resin bond for fine grit applications
cBN grinding wheels	Wear resistance	Recommendations for use
Maxi RY		Universal resin bond for wet grinding
Maxi NY		Universal resin bond for wet grinding
Maxi 191		Universal resin bond for surface and OD grinding
Maxi 10N		Universal resin bond for tool grinding
Maxi 67		Standard bond for surface and OD grinding


1A1 Stock programme

Diamond grinding wheels									
Shape	D	T	X	H	Grit size	Bond	Concentration	Body	Order number
K1A1	200	10	5	51	D20B	Maxi 777J	C50	B	66260119254
					D91	Maxi 888NY	C75	B	66260119259
					D126	Maxi 888NY	C75	B	66260119262
K1A1	200	15	5	51	D64	Maxi 280	C75	A	66260119613 ²⁾
K1A1	200	20	5	51	D126	Maxi 888NY	C75	B	66260119266
K1A1	225	10	5	51	D91	Maxi 280	C75	H	66260119623
					D91	Maxi 888NY	C75	B	66260119268 ²⁾
K1A1	250	10	5	51	D126	Maxi 888NY	C75	B	66260119328 ¹⁾
K1A1	250	15	5	51	D91	Maxi 280	C75	H	66260119641 ¹⁾
					D126	Maxi 280	C75	H	66260119642 ²⁾
K1A1	250	15	5	76	D126	Maxi 888NY	C75	B	66260119337
K1A1	250	20	5	76	D126	Maxi 1313RY	C75	B	66260119339

¹⁾ Delivery time 5 - 6 weeks

²⁾ Available while stocks last



1A1 Stock programme

Diamond grinding wheels

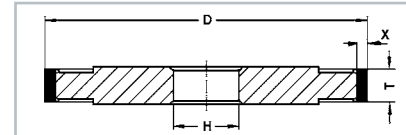
Shape	D	T	X	H	Grit size	Bond	Concentration	Body	Order number
K1A1	300	10	5	127	D91	Maxi 8837	C75	B	66260119219
					D126	Maxi 8837	C75	B	66260119221
K1A1	300	15	5	127	D91	Maxi 125	C75	H	66260119648 ²⁾
					D91	Maxi 8837	C75	B	66260119208
					D126	Maxi 1313RY	C75	B	66260119206
					D126	Maxi 8837	C75	B	66260119210
K1A1	300	20	5	127	D126	Maxi 8837	C75	B	66260119204
K1A1	300	25	5	127	D91	Maxi 8837	C75	B	66260119193 ²⁾
					D126	Maxi 8837	C75	B	66260119190 ²⁾
K1A1	300	30	5	127	D126	Maxi 125	C75	H	66260119652 ²⁾
K1A1	350	10	5	127	D126	Maxi 8837	C75	B	66260119187
K1A1	350	20	5	127	D126	Maxi 8837	C75	B	66260119185
K1A1	350	30	5	127	D126	Maxi 8837	C75	B	66260119184 ²⁾
K1A1	400	10	5	127	D20A	Maxi 777N	C50	B	66260119180
					D126	Maxi 8837	C75	B	66260119231
K1A1	400	20	5	127	D126	Maxi 1313RY	C75	B	66260119174
					D126	Maxi 8837	C75	B	66260119177
K1A1	500	20	5	203,2	D126	Maxi 8837	C75	B	66260119514
					D126	Maxi 1313RY	C75	B	66260119518
K1A1	500	30	5	203,2	D126	Maxi 8837	C75	B	66260119523
K1A1	600	30	5	305	D126	Maxi 8837	C75	B	66260119524

¹⁾ Delivery time 5 - 6 weeks

²⁾ Available while stocks last

Further dimensions up to 1000mm diameter on request

All dimensions in mm



1A1 Stock programme

cBN grinding wheels									
Shape	D	T	X	H	Grit size	Bond	Concentration	Body	Order number
K1A1	200	10	5	51	B91	Maxi 191	V180	A	66260119656 ²⁾
					B126	Maxi 10N	V120	B	66260119532 ²⁾
					B126	Maxi 191	V180	A	66260119658
K1A1	200	15	5	51	B91	Maxi 191	V180	A	66260119660 ²⁾
					B126	Maxi 191	V180	A	66260119661 ²⁾
K1A1	225	10	5	51	B126	Maxi 10N	V120	B	66260119537
K1A1	225	15	5	51	B91	Maxi 191	V180	H	66260119748 ²⁾
					B126	Maxi 10N	V120	B	66260119543
K1A1	250	10	5	51	B126	Maxi 191	V180	H	66260119752
K1A1	250	15	5	51	B91	Maxi 191	V180	H	66260119753
					B126	Maxi 10N	V120	B	66260119391
K1A1	250	20	5	51	B91	Maxi 191	V180	H	66260119757 ²⁾
					B126	Maxi 10N	V120	B	66260119393
K1A1	300	15	5	76	B126	Maxi 191	V180	H	66260119776 ²⁾
K1A1	300	15	5	76,2	B126	Maxi 67	V120	B	66260119390
K1A1	300	15	5	127	B126	Maxi 67	V120	B	66260119386
K1A1	300	20	5	76	B91	Maxi 191	V180	H	66260119778 ²⁾
					B126	Maxi 191	V180	H	66260119780
K1A1	300	20	5	127	B126	Maxi 67	V120	B	66260119384
K1A1	300	30	5	127	B126	Maxi 67	V120	B	66260119366
K1A1	350	20	5	127	B126	Maxi 67	V120	B	66260119367
					B126	Maxi 191	V180	H	66260119781
K1A1	350	30	5	127	B126	Maxi 67	V120	B	66260119370
K1A1	400	15	5	127	B126	Maxi 191	V180	H	66260119785
K1A1	400	20	5	127	B126	Maxi 67	V120	B	66260119374
					B126	Maxi 67	V180	B	66260119376
K1A1	400	30	5	127	B126	Maxi 67	V120	B	66260119380
					B126	Maxi 67	V180	B	66260119381
K1A1	450	20	5	203,2	B126	Maxi 67	V120	B	66260119405 ²⁾
K1A1	500	20	5	203,2	B126	Maxi 67	V120	B	66260119409

¹⁾ Delivery time 5 - 6 weeks

²⁾ Available while stocks last

Further dimensions up to 1000mm diameter on request

All dimensions in mm

Please feel free to contact our sales engineers at any time. Contact details can be found on the last page.

Diamond and cBN grinding tools for ID grinding

Many different materials are machined by ID grinding. The bond type of the grinding pin must be chosen according to the material.

Vitrified bonds:

High resistance to wear and temperature, dressable, especially suited for hardened steels

Resin bonds:

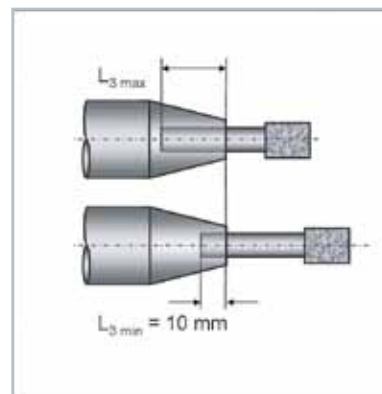
Universally suitable for dry and wet grinding, especially for tungsten carbide and HSS

Sintered metal bonds:

Extremely wear resistant with stable edge holding; well suited for short-chipping materials such as glass and ceramics

Electroplated metal bonds:

Single layer, high removal rates, surface roughness depending on grit size and condition of wear, especially suited for roughing tungsten carbide, glass and HSS



When choosing your grinding pin, please note that the diameter of the ID grinding tool should be no more than 70% of your bore. This keeps the contact area between the grinding pin and the workpiece in a comfortable range and avoids burning. When in use, grinding pins are particularly prone to bending stress which can lead to tool failure if a particular threshold value is exceeded. For this reason, the permitted speed n_{perm} of a grinding pin must not be exceeded. It is printed on the packaging label and is often engraved on the shaft of the grinding pin. The permitted speed shown there applies to a minimum clamping length of $L_{3min} = 10 \text{ mm}$.

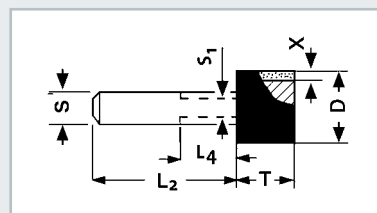
Increasing the clamping length L_{3min} will result in a new permitted speed. The ratio of increased clamping length and increase of permitted speed is not proportional but requires a recalculation of the new maximum of speed. It is imperative to observe the permitted speed at all costs.

If the permitted speed is smaller than the adjustable speed of the grinding spindle, a different technical solution is required. If you have further questions, please contact us, we are pleased to help.

Dimensioning explanation

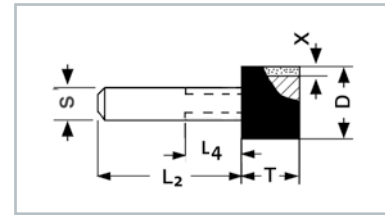
Sample design K1A1W-8-6-2-6-60-4.1-8 D126 K+888RY C100

K		Manufacturing process – internal abbreviation
Shape	1A1W	Cylindrical design
D	8	Head diameter
T	6	Head length
X	2	Layer thickness
S	6	Shaft diameter
L_2	60	Shaft length
S_1	4.1	Diameter of recess
L_4	8	Length of recess
D126 K+888RY C100		Specification sample of resin bond grinding pin



Vitrified bonded grinding tools

Grinding pins and grinding wheels with vitrified bonds are used in wet grinding. Over and above the tried and tested WINTER VSS cBN vitrified bond systems, the N7 bond range which is well-known for OD grinding, has recently produced outstanding ID grinding results. Due to their high porosity, these innovative glass-ceramic systems permit cool grinding and a long tool life at the same time. They are also available now as mini grinding tools with 'N7 bore'.



Design matrix

C75-C200 V180-V480	Diameter D												
Layer thickness T	3	4	5	6	7	8	10	12	14	15	16	18	24
3	Dia/ cBN	Dia/ cBN	Dia/ cBN	Dia/ cBN	Dia/ cBN	Dia/ cBN	Dia/ cBN	Dia/ cBN	Dia/ cBN	Dia/ cBN	Dia/ cBN	Dia/ cBN	Dia/ cBN
4	Dia/ cBN	Dia/ cBN	Dia/ cBN	Dia/ cBN	Dia/ cBN	Dia/ cBN	Dia/ cBN	Dia/ cBN	Dia/ cBN	Dia/ cBN	Dia/ cBN	Dia/ cBN	Dia/ cBN
5	Dia/ cBN	Dia/ cBN	Dia/ cBN	Dia/ cBN	Dia/ cBN	Dia/ cBN	Dia/ cBN	Dia/ cBN	Dia/ cBN	Dia/ cBN	Dia/ cBN	Dia/ cBN	Dia/ cBN
6	Dia/ cBN	Dia/ cBN	Dia/ cBN	Dia/ cBN	Dia/ cBN	Dia/ cBN	Dia/ cBN	Dia/ cBN	Dia/ cBN	Dia/ cBN	Dia/ cBN	Dia/ cBN	Dia/ cBN
8	Dia/ cBN	Dia/ cBN	Dia/ cBN	Dia/ cBN	Dia/ cBN	Dia/ cBN	Dia/ cBN	Dia/ cBN	Dia/ cBN	Dia/ cBN	Dia/ cBN	Dia/ cBN	Dia/ cBN
10	-	Dia/ cBN	Dia/ cBN	Dia/ cBN	Dia/ cBN	Dia/ cBN	Dia/ cBN	Dia/ cBN	Dia/ cBN	Dia/ cBN	Dia/ cBN	Dia/ cBN	Dia/ cBN
12	-	Dia/ cBN	Dia/ cBN	Dia/ cBN	Dia/ cBN	Dia/ cBN	Dia/ cBN	Dia/ cBN	Dia/ cBN	Dia/ cBN	Dia/ cBN	Dia/ cBN	Dia/ cBN
16	-	-	Dia/ cBN	Dia/ cBN	Dia/ cBN	Dia/ cBN	Dia/ cBN	Dia/ cBN	Dia/ cBN	Dia/ cBN	Dia/ cBN	Dia/ cBN	Dia/ cBN

Shaft materials:

Steel

Tungsten carbide

All applications

Dimensions on request

Minimum order quantity for manufacture of non-stock items: 5 pieces per item

Special geometries on request

Grinding pins / Grinding wheels – summary and recommendations for use

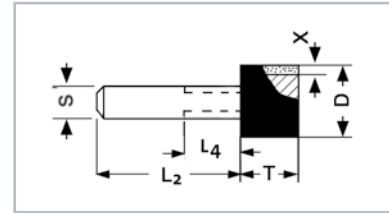
Bond type	Vitrified bond
Abrasive	cBN (diamond on request)
Bond designation	Vitrified
Features	Extremely high grit retention; protection against abrasion; very good profiling characteristics, highly porous, thus good transport for the cooling lubricant into and chip removal from the contact zone
Application areas	Predominantly hardened chrome steels, HSS and tool steels
Recommended use	
Grinding wheel shape	1A1W grinding pins and 1A8 grinding wheels
Grit size d_k	B15 - B126
Bond	"N7 Bore" (glass ceramic system); VSS (cBN ceramic)
Circumferential speed v_c	40–80 m/s, please observe n_{perm}
Table feed rate v_f	0.1...2 m/min
Workpiece speed n_w	100...1000 min ⁻¹
Infeed a_e	0.002...0.020 mm
Coolant	Oil and emulsion

Important notes when using grinding pins (see also page 124)

1A1W Grinding pins in vitrified bond						
Shape	D	T	Clamping length $L_{3 min}$	n_{perm} (1/min)	Clamping length $L_{3 max}$	n_{perm} (1/min)
1A1W	3.0	6.0	10.0	16,000	52.0	139,000
1A1W	4.0	6.0	10.0	16,000	52.0	137,000
1A1W	5.0	6.0	10.0	16,000	52.0	144,000
1A1W	6.0	6.0	10.0	32,000	52.0	150,000
1A1W	6.0	8.0	10.0	32,000	50.0	150,000
1A1W	7.0	6.0	10.0	32,000	52.0	136,000
1A1W	7.0	8.0	10.0	31,000	50.0	136,000
1A1W	8.0	6.0	10.0	32,000	52.0	120,000
1A1W	8.0	10.0	10.0	30,000	48.0	120,000
1A1W	9.0	6.0	10.0	31,000	48.0	106,000
1A1W	10.0	6.0	10.0	30,000	52.0	96,000
1A1W	10.0	10.0	10.0	27,000	48.0	96,000
1A1W	12.0	6.0	10.0	29,000	52.0	80,000
1A1W	12.0	12.0	10.0	25,000	46.0	80,000
1A1W	14.0	6.0	10.0	28,000	52.0	68,000
1A1W	15.0	6.0	10.0	27,000	52.0	64,000
1A1W	15.0	15.0	10.0	20,000	43.0	64,000
1A1W	16.0	6.0	10.0	27,000	52.0	60,000
1A1W	18.0	6.0	10.0	25,000	52.0	53,000
1A1W	20.0	6.0	10.0	24,000	52.0	48,000
1A1W	24.0	6.0	10.0	22,000	52.0	40,000

n_{perm} (rpm) according to clamping length L

All dimensions in mm

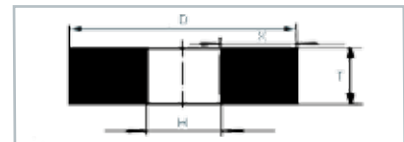


1A1W Delivery programme

cBN grinding pins									
Shape	D	T	X	S	L ₂	L ₄	Fine (B64)	Medium (B91)	Rough (B126)
VG1A1W	5	6	1,5	3	60	8	66260398856	66260397474	66260392338
VG1A1W	6	6	1,5	6	60	8	66260391458	66260397676	66260392340
VG1A1W	7	6	2	6	60	8	66260398560	66260388279	66260399742
VG1A1W	8	6	2	6	60	8	66260394162	66260394381	66260398844
VG1A1W	9	10	2	6	60	12	66260397564	66260390983	66260391946
VG1A1W	10	10	2	6	60		66260398666	66260392785	66260392048
VG1A1W	11	10	2	6	60		66260396167	66260392086	66260387849
VG1A1W	12	10	2	6	60		69014161068	66260395187	66260391750
VG1A1W	13	10	2	6	60		66260393169	66260397188	66260396651
VG1A1W	14	10	2	6	60		66260397570	66260395789	66260399052
VG1A1W	15	10	3	6	60		69014163671	66260396690	66260396253

Delivery time 5 weeks

Minimum delivery 5 pieces per item



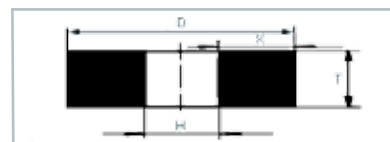
1A8 Delivery programme

cBN grinding wheels							
Shape	D	T	X	H	Fine (B64)	Medium (B91)	Rough (B126)
VG1A8	10	10	2.5	5	66260394977	66260396154	66260393099
VG1A8	10	14	2.5	5	66260388678	69014159655	66260389500
VG1A8	11	10	2.5	6	66260388179	69014158156	69014162201
VG1A8	11	14	2.5	6	66260393580	66260395957	69014162502
VG1A8	12	10	3	6	66260397982	66260391958	66260397203
VG1A8	12	15	2	8	66260396791	66260399966	69014163811
VG1A8	13	10	3.5	6	69014158584	66260396259	69014161804
VG1A8	13	15	3.5	6	66260392385	69014157860	66260388105
VG1A8	15	10	4.5	6	66260391986	69014161961	66260392006
VG1A8	15	15	4.5	6	66260395087	66260394662	69014170907
VG1A8	18	10	5	8	69014170892	66260397567	66260393912
VG1A8	18	15	5	8	66260398493	69014163168	66260397713
VG1A8	20	10	7	6	66260397088	69014158063	69014167508
VG1A8	20	15	7	6	66260395689	66260398864	69014158009

All dimensions in mm

Please feel free to contact our sales engineers at any time. Contact details can be found on the last page.

1A8 Delivery programme



cBN grinding wheels							
Shape	D	T	X	H	Fine (B64)	Medium (B91)	Rough (B126)
VG1A8	20	20	7	6	66260396590	66260394465	66260397310
VG1A8	22	10	6	10	66260393995	66260394469	66260393414
VG1A8	22	15	6	10	69014158496	66260398870	66260393415
VG1A8	22	20	6	10	66260386897	69014165871	66260399016
VG1A8	24	10	7	10	66260392798	66260394272	66260394617
VG1A8	24	15	7	10	66260391599	69014160973	66260388018
VG1A8	24	20	7	10	66260388800	66260397874	66260399819
VG1A8	25	10	7.5	10	66260395803	66260399076	66260397621
VG1A8	25	15	7.5	10	69014159404	66260396477	66260392422
VG1A8	25	20	7.5	10	69014160101	69014162775	69014162620
VG1A8	27	18	8.5	10	66260387505	66260389478	69014158723
VG1A8	27	24	8.5	10	66260391606	66260389179	66260395124
VG1A8	28	19	9	10	69014167707	66260394180	66260399125
VG1A8	30	15	10	10	69014164708	66260395081	69014158026
VG1A8	30	20	10	10	66260396010	66260391583	66260391728
VG1A8	30	25	10	10	66260398109	66260399382	69014160727
VG1A8	32	15	11	10	69014161611	69014160784	66260386429
VG1A8	32	20	11	10	66260392312	66260393285	66260399630
VG1A8	32	25	11	10	66260396513	66260392286	69014162531
VG1A8	35	15	12.5	10	66260392314	66260396987	69014169332
VG1A8	35	20	12.5	10	66260393015	66260399488	69014167833
VG1A8	35	25	12.5	10	66260397416	66260397189	69014158134
VG1A8	37	15	12	13	66260394217	66260397990	66260398735
VG1A8	37	20	12	13	66260387318	66260398291	66260392838
VG1A8	37	25	12	13	66260397619	69014174592	66260388739
VG1A8	40	15	13.5	13	69014159520	69014158293	66260392840
VG1A8	40	20	13.5	13	66260396621	66260391194	69014158641
VG1A8	40	25	13.5	13	66260391722	66260394395	66260399842
VG1A8	45	15	16	13	66260399723	69014160796	69014158343
VG1A8	45	20	16	13	66260394724	66260387297	66260398944
VG1A8	45	25	16	13	66260397525	66260393298	66260395145

Delivery time 5 weeks

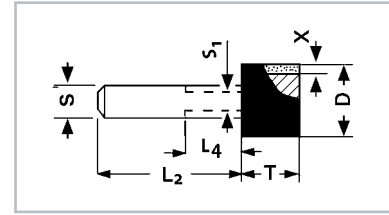
Ø < 25 mm minimum delivery 5 pieces per item

Ø ≥ 25 mm minimum delivery 2 pieces per item

All dimensions in mm

Resin bonded grinding tools

Resin bonded grinding pins and grinding wheels are used for dry and wet grinding and for manual and automatic grinding as this type of bond can easily be adapted to the required application parameters. As a result of extensive research and development, the characteristics of phenolic or polyimide resins have led to standard bonds which are used in over 50% of all manufactured grinding tools, including both diamond and cBN tools.



Design matrix

C75-C150 V120-V240	Diameter D												
Layer thickness T	3	4	5	6	7	8	10	12	14	15	16	18	24
2	Dia/ cBN	Dia/ cBN	Dia/ cBN	Dia/ cBN	Dia/ cBN	Dia/ cBN	Dia/ cBN	Dia/ cBN	Dia/ cBN	Dia/ cBN	Dia/ cBN	Dia/ cBN	Dia/ cBN
3	Dia/ cBN	Dia/ cBN	Dia/ cBN	Dia/ cBN	Dia/ cBN	Dia/ cBN	Dia/ cBN	Dia/ cBN	Dia/ cBN	Dia/ cBN	Dia/ cBN	Dia/ cBN	Dia/ cBN
4	Dia/ cBN	Dia/ cBN	Dia/ cBN	Dia/ cBN	Dia/ cBN	Dia/ cBN	Dia/ cBN	Dia/ cBN	Dia/ cBN	Dia/ cBN	Dia/ cBN	Dia/ cBN	Dia/ cBN
5	Dia/ cBN	Dia/ cBN	Dia/ cBN	Dia/ cBN	Dia/ cBN	Dia/ cBN	Dia/ cBN	Dia/ cBN	Dia/ cBN	Dia/ cBN	Dia/ cBN	Dia/ cBN	Dia/ cBN
6	Dia/ cBN	Dia/ cBN	Dia/ cBN	Dia/ cBN	Dia/ cBN	Dia/ cBN	Dia/ cBN	Dia/ cBN	Dia/ cBN	Dia/ cBN	Dia/ cBN	Dia/ cBN	Dia/ cBN
8	-	Dia/ cBN	Dia/ cBN	Dia/ cBN	Dia/ cBN	Dia/ cBN	Dia/ cBN	Dia/ cBN	Dia/ cBN	Dia/ cBN	Dia/ cBN	Dia/ cBN	Dia/ cBN
10	-	Dia/ cBN	Dia/ cBN	Dia/ cBN	Dia/ cBN	Dia/ cBN	Dia/ cBN	Dia/ cBN	Dia/ cBN	Dia/ cBN	Dia/ cBN	Dia/ cBN	Dia/ cBN
12	-	-	Dia/ cBN	Dia/ cBN	Dia/ cBN	Dia/ cBN	Dia/ cBN	Dia/ cBN	Dia/ cBN	Dia/ cBN	Dia/ cBN	Dia/ cBN	Dia/ cBN
16	-	-	-	-	-	-	Dia/ cBN	Dia/ cBN	Dia/ cBN	Dia/ cBN	Dia/ cBN	Dia/ cBN	Dia/ cBN

Shaft materials:

Steel

Tungsten carbide

Heavy metal

All applications

Dimensions on request

Dimensions on request

Minimum order quantity for manufacture of non-stock items: 5 pieces per item

Special geometries on request

All dimensions in mm

Please feel free to contact our sales engineers at any time. Contact details can be found on the last page.

Grinding pins / Grinding wheels – summary and recommendations for use

Bond type	Resin bond	
Abrasive	Diamond	cBN
Bond designation	K+888RY for grinding pins 1A1W K+888RY for grinding wheels 1A1	KSSRY for grinding pins 1A1W KSSRY for grinding wheels 1A1
Features	Consistently good material removal rate, good service life, cool and soft grinding behaviour, roughness depth according to grit size and conditions of use. Wet and dry grinding	Consistently good material removal rate, good service life, cool and soft grinding behaviour, roughness depth according to grit size and conditions of use. Wet and dry grinding
Application areas	Tungsten carbide For carbide-tipped saw blades, drawing dies and other mould and die manufacturing. On ID and coordinate grinding machines.	HSS and hardened chrome steels: Case-hardened steels with bore diameters up to 20 mm. On ID and coordinate grinding machines.
Recommended use		
Shape (Order Number)	1A1W grinding pins and 1A1 grinding wheels	1A1W grinding pins and 1A1 grinding wheels
Grit size d_k	D7 - D15C - D46 - D64 - D76 - D91 - D126	B91 - B126 - B151
Bonds	K+ and KS Bonds	KSS Bonds
Concentration	C50 to C150	V120 to V240
Circumferential speed v_c	15...25 m/s wet Please observe n_{perm} 10...20 m/s dry	...30 m/s wet Please observe n_{perm} ...20 m/s dry
Table feed rate v_f	0.5...5 m/min	0.5...5 m/min
Workpiece speed rate n_w	100...1000 min ⁻¹	100...1000 min ⁻¹
Feed rate $s (= v_f \cdot 10^3 : n_w)$	1 to 5 mm	1 to 5 mm
Infeed a_e	2...5% of d_k	2...5% of d_k
Coolant	Oil and emulsion	Oil and emulsion

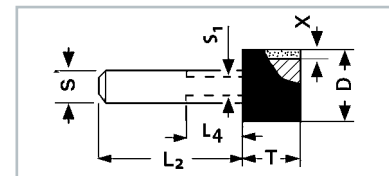
Selection assistant for WINTER bond systems

Diamond grinding wheels	Wear resistance	Recommendations for use
KS449	↑	More wear-resistant resin bond preferably wet grinding
K+920		More wear-resistant resin bond preferably also dry grinding
K+921		More wear-resistant resin bond preferably wet grinding
K+888TY		Universal resin bond for wet grinding
K+888RY		Universal resin bond for wet grinding
K+1410		Free-grinding resin bond for dry grinding
K+777R		Universal resin bond for fine grit applications
cBN grinding wheels	Wear resistance	Recommendations for use
KSSRY	↑	Universal resin bond for wet grinding
KSS10N		Universal resin bond for tool grinding

Important notes when using grinding pins (see also page 124)

1A1W grinding pins in resin bond						
Shape	D	T	Clamping length L_3 min	n_{perm} (1/min)	Clamping length L_3 max	n_{perm} (1/min)
1A1W	3.0	6.0	10.0	16,000	52.0	139,000
1A1W	4.0	6.0	10.0	16,000	52.0	137,000
1A1W	5.0	6.0	10.0	16,000	52.0	144,000
1A1W	6.0	6.0	10.0	32,000	52.0	150,000
1A1W	6.0	8.0	10.0	32,000	50.0	150,000
1A1W	7.0	6.0	10.0	32,000	52.0	136,000
1A1W	7.0	8.0	10.0	31,000	50.0	136,000
1A1W	8.0	6.0	10.0	32,000	52.0	120,000
1A1W	8.0	10.0	10.0	30,000	48.0	120,000
1A1W	9.0	6.0	10.0	31,000	48.0	106,000
1A1W	10.0	6.0	10.0	30,000	52.0	96,000
1A1W	10.0	10.0	10.0	27,000	48.0	96,000
1A1W	12.0	6.0	10.0	29,000	52.0	80,000
1A1W	12.0	12.0	10.0	25,000	46.0	80,000
1A1W	14.0	6.0	10.0	28,000	52.0	68,000
1A1W	15.0	6.0	10.0	27,000	52.0	64,000
1A1W	15.0	15.0	10.0	20,000	43.0	64,000
1A1W	16.0	6.0	10.0	27,000	52.0	60,000
1A1W	18.0	6.0	10.0	25,000	52.0	53,000
1A1W	20.0	6.0	10.0	24,000	52.0	48,000
1A1W	24.0	6.0	10.0	22,000	52.0	40,000

n_{perm} (rpm) according to clamping length L_3



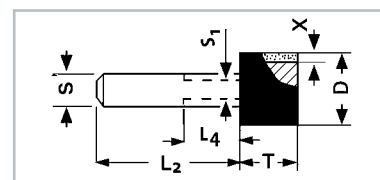
1A1W Stock programme

Diamond grinding pins											
Shape	D	T	X	S	L_2	S_1	L_4	Grit size	Bond	Concentration	Order number
K1A1W	3	6	0.65	3	60	1.7	8	D15C	K+888RY	C100	60157643985
								D46	K+888RY	C100	60157643693
								D64	K+888RY	C100	60157644200
								D91	K+888RY	C100	66260110217
								D126	K+888RY	C100	66260133993
K1A1W	4	6	1.15	3	60	1.7	8	D15C	K+888RY	C100	66260100083
								D46	K+888RY	C100	60157644166
								D64	K+888RY	C100	60157643874
								D91	K+888RY	C100	60157643582
								D126	K+888RY	C100	66260133998
5K1A1W	5	3	1.5	6	42	3.5	10	D76	K+921	C125	60157643650 ³⁾

³⁾ Layer chamfer angle $V^\circ = 2^\circ 50'$

All dimensions in mm

Please feel free to contact our sales engineers at any time. Contact details can be found on the last page.

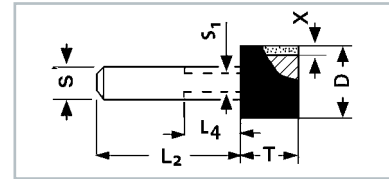


1A1W Stock programme

Diamond grinding pins

Shape	D	T	X	S	L ₂	S ₁	L ₄	Grit size	Bond	Concentration	Order number
K1A1W	5	6	1.5	3	60	2.1	8	D7	K+777R	C100	60157644191
								D15C	K+888RY	C100	60157643428
								D46	K+888RY	C100	66260110138
								D64	K+888RY	C100	60157643946
								D91	K+888RY	C100	66260134002 ²⁾
								D126	K+888RY	C100	66260134003
3K1A1W	6	3	1.5	6	42	5.1	10	D76	K+921	C125	66260111416 ³⁾
K1A1W	6	6	1.5	6	60	3	8	D15C	K+888RY	C100	66260100095
								D46	K+888RY	C100	60157643902
								D64	K+888RY	C100	66260134007
								D91	K+888RY	C100	66260110235
K1A1W	6	6	1.5	6	60	3.1	8	D64	K+888RY	C125	66260134006
								D126	K+888RY	C100	66260134009
K1A1W	6	8	1.5	6	60	3	8	D46	K+888RY	C100	60157643976
8K1A1W	6	8	1.5	6	75	3.1	10	D7	K+777R	C68	66260100311 ²⁾
								D15C	K+888RY	C100	60157643224
								D46	K+888RY	C100	60157644144
8K1A1W	6.5	3	1.75	6	33	4.1	10	D76	K+921	C125	66260134445 ³⁾
2K1A1W	6.5	3	1.75	6	42	3.1	10	D76	K+921	C125	66260134718 ³⁾
								D91	K+888TY	C150	60157643974 ³⁾
6K1A1W	6.5	3	1.75	6	42	4.1	10	D76	K+888RY	C125	66260111088
								D76	K+921	C125	66260368674
1K1A1W	6.5	3	1.75	6	42	5.1	10	D76	K+920	C125	66260110241 ³⁾
								D76	K+921	C125	66260133964 ³⁾
1K1A1W	6.5	3	2	6	42	4.5	10	D76	KS449	C125	66260341274
1K1A1W	6.5	6	1.75	6	60	3.1	8	D76	K+888RY	C100	66260113144
2K1A1W	7	3	2	6	42	5.1	10	D20B	K+921	C125	66260347880 ³⁾
								D76	K+921	C125	66260133966 ³⁾
								D91	K+888TY	C150	60157643957 ³⁾
								D91	K+920	C125	60157644164 ³⁾
								D91	K+921	C125	60157643351 ³⁾
K1A1W	7	6	2	6	60	3.1	8	D64	K+888RY	C100	66260134014
								D64	K+888RY	C125	60157644032
								D91	K+888TY	C150	66260134654

All dimensions in mm



1A1W Stock programme

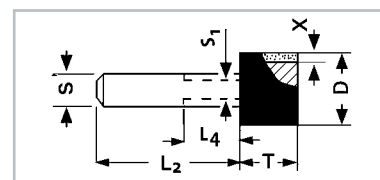
Diamond grinding pins											
Shape	D	T	X	S	L ₂	S ₁	L ₄	Grit size	Bond	Concentration	Order number
K1A1W	7	8	2	6	60	3	10	D46	K+888RY	C100	60157643998 ²⁾
K1A1W	8	6	2	6	60	4.1	8	D15C	K+888RY	C100	60157643754
								D46	K+888RY	C100	60157643962
								D64	K+888RY	C100	60157644087
								D64	K+888RY	C125	66260134020
								D91	K+888RY	C100	66260134022
								D126	K+888RY	C100	66260134023
K1A1W	8	10	2	6	60	4.1	12	D15C	K+888RY	C100	60157644127
								D46	K+888RY	C100	66260134026
								D126	K+888RY	C100	66260134028
18K1A1W	8	10	2	6	75	4.1	12	D46	K+888RY	C100	66260100352
K1A1W	10	6	2	6	60			D46	K+888RY	C100	66260100065
								D64	K+888RY	C100	60157643781
								D64	K+888RY	C125	60157643973
								D91	K+888RY	C100	60157644098
								D126	K+888RY	C100	66260134036
K1A1W	10	10	2	6	60			D15C	K+888RY	C100	66260110355
								D46	K+888RY	C100	66260134038
								D126	K+888RY	C100	66260134040
22K1A1W	10	10	2	6	75			D7	K+777R	C68	60157643977 ²⁾
								D15C	K+888RY	C100	66260110521
								D46	K+888RY	C100	60157644085
K1A1W	12	6	2	6	60			D46	K+888RY	C100	60157644002
								D64	K+888RY	C100	60157643710
								D64	K+888RY	C125	66260134081
								D91	K+888RY	C100	66260100327
								D126	K+888RY	C100	66260134045
K1A1W	12	12	2	6	60			D126	K+888RY	C100	66260100092
20K1A1W	12	12	2	6	70			D15C	K+888RY	C100	66260110836 ²⁾
K1A1W	14	6	2	6	60			D64	K+888RY	C100	60157644132 ²⁾
								D126	K+888RY	C100	66260114956
K1A1W	15	6	2	6	60			D126	K+888RY	C100	66260134054

²⁾ Available while stocks last

³⁾ Layer chamfer angle $V^\circ = 2^\circ 50'$

All dimensions in mm

Please feel free to contact our sales engineers at any time. Contact details can be found on the last page.



1A1W Stock programme

Diamond grinding pins

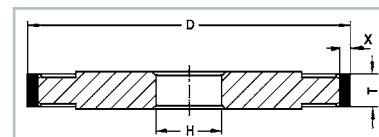
Shape	D	T	X	S	L ₂	S ₁	L ₄	Grit size	Bond	Concentration	Order number
K1A1W	16	6	2	6	60			D46	K+888RY	C100	66260110126
								D64	K+888RY	C100	60157643934 ²⁾
								D126	K+888RY	C100	66260134059
K1A1W	18	6	2	6	60			D126	K+888RY	C100	66260127657
K1A1W	24	6	2	6	60			D126	K+888RY	C100	66260112903

cBN grinding pins

Shape	D	T	X	S	L ₂	S ₁	L ₄	Grit size	Bond	Concentration	Order number
K1A1W	3	6	0.65	3	60	1.8	8	B126	KSSRY	V240	66260134724
K1A1W	4	6	1.15	3	60	1.8	8	B91	KSSRY	V240	66260134738 ²⁾
								B126	KSSRY	V240	66260134735
								B151	KSSRY	V240	66260134733 ²⁾
K1A1W	5	6	1.5	3	60	2.1	8	B126	KSSRY	V240	66260134743
K1A1W	6	6	1.5	6	60	3.1	8	B91	KSSRY	V240	66260133970
								B126	KSSRY	V240	66260133969
								B151	KSSRY	V240	60157643991 ²⁾
K1A1W	6	8	1.5	6	60	3	10	B126	KSSRY	V240	66260134754
K1A1W	7	6	2	6	60	3	8	B126	KSSRY	V240	66260133906
K1A1W	8	6	2	6	60	4	8	B91	KSSRY	V240	66260134097
								B126	KSSRY	V240	66260133918
								B151	KSSRY	V240	60157643512
K1A1W	8	10	2	6	60	4	12	B126	KSSRY	V240	66260133924
K1A1W	10	6	2	6	60			B91	KSSRY	V240	66260134124
								B126	KSSRY	V240	66260133971
K1A1W	10	10	2	6	60			B126	KSSRY	V240	66260133936
K1A1W	12	6	2	6	60			B126	KSSRY	V240	60157643978
K1A1W	12	12	2	6	60			B126	KSSRY	V240	66260133954
K1A1W	14	6	2	6	60			B126	KSSRY	V240	66260134098
K1A1W	15	6	2	6	60			B126	KSSRY	V240	66260133963 ³⁾
K1A1W	16	6	2	6	60			B126	KSSRY	V240	60157644185
K1A1W	18	6	2	6	60			B126	KSSRY	V240	66260100280
K1A1W	20	6	2	6	60			B126	KSSRY	V240	60157644104

²⁾ Available while stocks last³⁾ Layer chamfer angle $V^\circ = 2^\circ 50'$

1A1 Stock programme



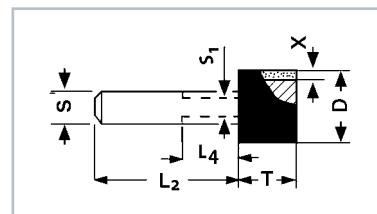
cBN grinding wheels								
Shape	D	T	X	H	Grit size	Bond	Concentration	Order number
K1A1	10	10	2	4	B126	KSSRY	V180	66260136508
K1A1	12	10	2	6	B126	KSSRY	V180	66260135986
K1A1	15	10	2	6	B126	KSSRY	V180	66260135985
K1A1	18	10	2	6	B126	KSSRY	V180	66260136448
K1A1	20	10	2	8	B126	KSSRY	V180	66260136444
K1A1	20	15	2	8	B126	KSSRY	V180	66260135984
K1A1	25	10	2	8	B126	KSSRY	V180	66260134811
K1A1	25	15	2	8	B126	KSSRY	V180	66260134883
K1A1	30	10	2	10	B126	KSSRY	V180	66260136445
K1A1	30	15	2	10	B126	KSSRY	V180	66260135983
K1A1	50	10	2	20	B126	KSSRY	V180	66260134895

All dimensions in mm

Please feel free to contact our sales engineers at any time. Contact details can be found on the last page.

Metal bonded grinding tools

Metal bonded grinding pins are distinguished by a high level of profile retention and shock resistance. In addition, they conduct heat away fast, which is of particular benefit especially when sensitive materials are being machined.



Design matrix

C75-C150 V180-V300	Diameter D										
Layer thickness T	3	4	5	6	8	10	12	15	16	20	24
3	Dia/ cBN	Dia/ cBN	Dia/ cBN	Dia/ cBN	Dia/ cBN	Dia/ cBN	Dia/ cBN	Dia/ cBN	Dia/ cBN	Dia/ cBN	Dia/ cBN
4	Dia/ cBN	Dia/ cBN	Dia/ cBN	Dia/ cBN	Dia/ cBN	Dia/ cBN	Dia/ cBN	Dia/ cBN	Dia/ cBN	Dia/ cBN	Dia/ cBN
5	Dia/ cBN	Dia/ cBN	Dia/ cBN	Dia/ cBN	Dia/ cBN	Dia/ cBN	Dia/ cBN	Dia/ cBN	Dia/ cBN	Dia/ cBN	Dia/ cBN
6	Dia/ cBN	Dia/ cBN	Dia/ cBN	Dia/ cBN	Dia/ cBN	Dia/ cBN	Dia/ cBN	Dia/ cBN	Dia/ cBN	Dia/ cBN	Dia/ cBN
8	-	-	-	Dia/ cBN	Dia/ cBN	Dia/ cBN	Dia/ cBN	Dia/ cBN	Dia/ cBN	Dia/ cBN	Dia/ cBN
10	-	-	-	-	Dia/ cBN	Dia/ cBN	Dia/ cBN	Dia/ cBN	Dia/ cBN	Dia/ cBN	Dia/ cBN
12	-	-	-	-	-	-	Dia/ cBN	Dia/ cBN	Dia/ cBN	Dia/ cBN	Dia/ cBN
15	-	-	-	-	-	-	-	Dia/ cBN	Dia/ cBN	Dia/ cBN	Dia/ cBN

Shaft materials

Steel

Tungsten carbide

Heavy metal

All dimensions

Dimensions on request

Dimensions on request

Minimum order quantity for manufacture of non-stock items: 5 pieces per item

Special geometries on request

Grinding pins / Grinding wheels – summary and recommendations for use

Bond type	Sintered metal bond	
Abrasive	Diamond (cBN on request)	
Bond designation	BZ351 for grinding pins 1A1W	
Features	Long service life, good material removal rate, great edge stability, surface roughness according to grit size and conditions of use. Suitable for wet and dry grinding, preferred for wet grinding.	
Application areas	Tungsten carbide, hard short-chip materials (e.g. oxide ceramics), flat and hollow glass. On internal cylindrical and coordinate grinding machines. On high-speed manual machines.	
Recommended use		
Shape (Order number)	1A1W grinding pins	
Grit size d _k	D64 - D91 - D126 - D151	
Bond	BZ351	
Concentration	C100	
Circumferential speed v _c	15...20 m/s wet 12...18 m/s dry Please observe n _{perm}	
Table feed rate v _f	0,5...5 m/min	
Workpiece speed rate n _w	30...400 min ⁻¹	
Feed rate s (= v _f · 10 ³ : n _w)	1 to 10 mm	
Infeed a _e	2 to 5% of d _k	
Coolant	Emulsion Spray mist or compressed air	

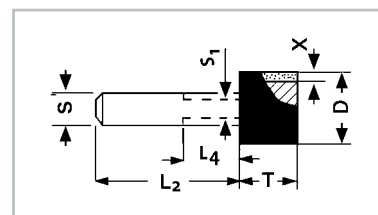
Important notes when using grinding pins (see also page 124)

1A1W grinding pins in sintered metal bond						
Shape	D	T	Clamping length $L_{3 \min}$	n_{perm} (1/min)	Clamping length $L_{3 \max}$	n_{perm} (1/min)
1A1W	3.0	6.0	10.0	16,000	52.0	130,000
1A1W	4.0	6.0	10.0	15,000	52.0	138,000
1A1W	5.0	6.0	10.0	14,000	52.0	141,000
1A1W	6.0	6.0	10.0	32,000	52.0	150,000
1A1W	6.0	8.0	10.0	30,000	50.0	150,000
1A1W	8.0	6.0	10.0	30,000	52.0	120,000
1A1W	8.0	10.0	10.0	27,000	48.0	120,000
1A1W	10.0	6.0	10.0	29,000	52.0	96,000
1A1W	10.0	10.0	10.0	25,000	48.0	96,000
1A1W	12.0	6.0	10.0	27,000	52.0	80,000
1A1W	12.0	12.0	10.0	22,000	46.0	80,000
1A1W	15.0	6.0	10.0	25,000	52.0	64,000
1A1W	15.0	15.0	10.0	18,000	43.0	62,000
1A1W	20.0	6.0	10.0	22,000	52.0	48,000
1A1W	24.0	6.0	10.0	20,000	52.0	40,000

n_{perm} (rpm) according to clamping length L_3

All dimensions in mm

Please feel free to contact our sales engineers at any time. Contact details can be found on the last page.



1A1W Stock programme

Diamond grinding pins											
Shape	D	T	X	S	L ₂	S ₁	L ₄	Grit size	Bond	Concentration	Order number
3BZ1A1W	3	6	0.75	3	60	2.1	8	D126	BZ351	C100	66260100307
BZ1A1W	4	6	1	3	60			D91	BZ351	C100	66260100317
7BZ1A1W	4	6	1	3	60			D126	BZ351	C100	60157644115
BZ1A1W	5	6	1	3	60			D91	BZ351	C100	60157644066
								D126	BZ351	C100	60157643774
BZ1A1W	6	6	1	6	60			D126	BZ351	C100	66260100322
BZ1A1W	8	6	1	6	60			D91	BZ351	C100	60157644100 ²⁾
BZ1A1W	10	10	1	6	60			D126	BZ351	C100	60157644096

²⁾ Available while stocks last

WINTER
Facts

Shank
tools

Saws

Inserts

PCD
PCBN

Knives

Milling
cutters

Mould
and die

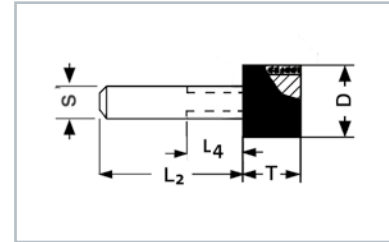
Service
Glossary
Contact

All dimensions in mm

Electroplated grinding pins

Electroplated grinding pins have three distinct advantages. Various special profiles can be manufactured to customer specifications and small head diameters from 0.4 mm are producible. Furthermore, distinct grain protrusion of diamond and cBN grits ensure high material removal rates. Apart from the extensive stock programme, various profile pins are available at short notice (see profile examples below). Please include the dimensions for D, T, S, S_p, R, V and L₂, when ordering. For spherical pin, the head length 'T' should be specified as '0'. The front face of the head of electroplated grinding pins from 6 mm diameter and above is specially designed to reduce the contact area.

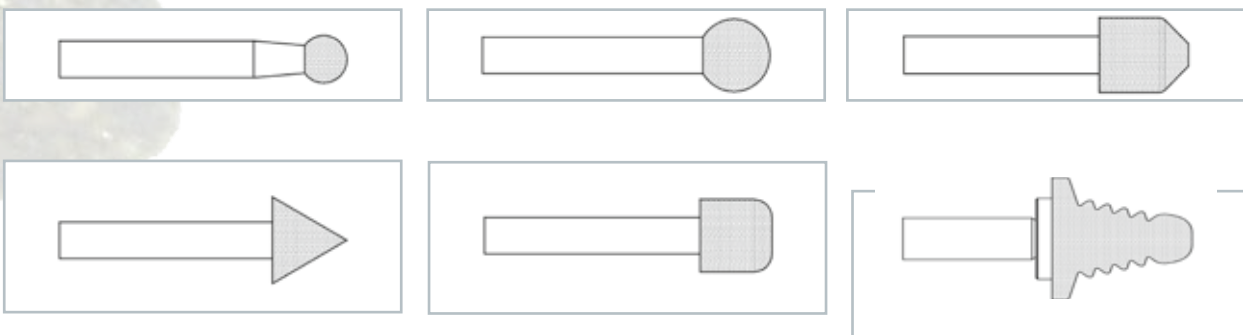
Minimum order quantity for manufacture of non-stock items: 5 pieces per item



Grinding pins / Grinding wheels - summary and recommendations for use

Bond type	Electroplated single-layer metal bond	
Abrasive	Diamond	cBN
Bond designation	WINTER S for grinding pins 1A1W and grinding wheels 1A1	WINTER GSS for grinding pins 1A1W and grinding wheels 1A1
Features	High material removal rate, surface roughness according to grit size and wear level, special shapes possible. Dry and wet grinding	High material removal rate, uniform surface roughness after an initial running-in period, special shapes possible. Dry and wet grinding
Application areas	Carbide, hard short-chip materials (e.g. ceramic oxide), pre-sintered carbide. On ID and coordinate grinding machines.	HSS and high-alloyed hardened steel. On ID and coordinate grinding machines.
Recommended use		
Shape (Order Number)	1A1W grinding pins and 1A1 grinding wheels	1A1W grinding pins and 1A1 grinding wheels
Grit size d _k	D46 - D64 - D91 D126 - D181	B46 - B64 - B91 B126 - B151 - B252
Bonds	G820	G825
Concentration	S33	S33
Circumferential speed v _c	...20 m/s wet Please observe n _{perm} ...15 m/s dry	...30 m/s wet Please observe n _{perm} ...20 m/s dry
Table feed rate v _f	0.5...5 m/min	0.5...5 m/min
Workpiece speed rate n _w	100...1000 min ⁻¹	100...1000 min ⁻¹
Feed rate s (= v _f · 10 ³ : n _w)	1 to 5 mm	1 to 5 mm
Infeed a _e	20% of d _k	20% of d _k
Coolant	Dry, emulsion or oil	Dry, emulsion or oil

Examples of common profile pins



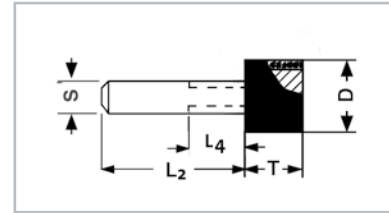
Important notes when using grinding pins (see also page 124)

1A1W single layer electroplated grinding pins

Shape	D	T	Clamping length $L_{3 \text{ min}}$	n_{perm} (1/min)	Clamping length $L_{3 \text{ max}}$	n_{perm} (1/min)
S1A1W	0.5	2.0	10.0	12,000	33.0	27000
S1A1W	0.6	2.0	10.0	18,000	33.0	41000
S1A1W	0.6	4.0	10.0	18,000	33.0	45000
S1A1W	0.7	2.0	10.0	23,000	33.0	57000
S1A1W	0.7	4.0	10.0	24,000	33.0	62000
S1A1W	0.8	2.0	10.0	24,000	31.0	50000
S1A1W	0.8	4.0	10.0	30,000	31.0	70000
S1A1W	0.9	2.0	10.0	30,000	31.0	66000
S1A1W	0.9	4.0	10.0	30,000	31.0	70000
S1A1W	1.0	2.0	10.0	35,000	31.0	82000
S1A1W	1.0	4.0	10.0	36,000	31.0	88000
S1A1W	1.1	4.0	10.0	42,000	28.0	91000
S1A1W	1.2	4.0	10.0	45,000	28.0	106000
S1A1W	1.3	4.0	10.0	48,000	28.0	120000
S1A1W	1.4	4.0	10.0	50,000	28.0	134000
S1A1W	1.5	4.0	10.0	50,000	28.0	134000
S1A1W	1.6	4.0	10.0	52,000	28.0	147000
S1A1W	1.7	4.0	10.0	53,000	28.0	150000
S1A1W	1.8	4.0	10.0	54,000	28.0	150000
S1A1W	1.9	4.0	10.0	54,000	28.0	150000
S1A1W	2.0	4.0	10.0	57,000	24.0	138000
S1A1W	2.2	4.0	10.0	57,000	24.0	143000
S1A1W	2.4	4.0	10.0	56,000	24.0	145000
S1A1W	2.5	4.0	10.0	56,000	24.0	146000
S1A1W	2.6	4.0	10.0	55,000	24.0	146000
S1A1W	2.8	4.0	10.0	54,000	24.0	145000
S1A1W	3.0	5.0	10.0	55,000	20.0	106000
S1A1W	3.5	5.0	10.0	51,000	20.0	96000
S1A1W	4.0	5.0	10.0	29,000	35.0	132000
S1A1W	4.5	5.0	10.0	28,000	30.0	83000
S1A1W	5.0	7.0	10.0	28,000	40.0	85000
S1A1W	6.0	7.0	10.0	39,000	40.0	150000
S1A1W	7.0	8.0	10.0	39,000	40.0	136000
S1A1W	8.0	10.0	10.0	38,000	40.0	120000
S1A1W	10.0	10.0	10.0	36,000	40.0	96000
S1A1W	12.0	10.0	10.0	33,000	40.0	80000
S1A1W	15.0	10.0	10.0	30,000	40.0	64000

n_{perm} (rpm) according to clamping length L_3

All dimensions in mm



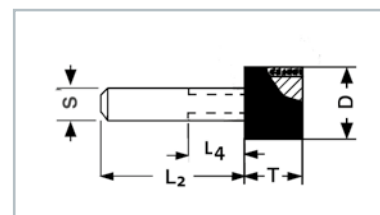
1A1W Stock programme

Diamond grinding pins									
Shape	D	T	S	L ₂	L ₄	Grit size	Bond	Concentration	Order number
1A1W	0.5	2	3	38	5	D91	G820	S33	60157644111
1A1W	0.6	4	3	36	3	D91	G820	S33	66260110736
1A1W	0.7	4	3	36	3	D91	G820	S33	60157644152
1A1W	0.8	2	3	38	7	D91	G820	S33	60157643877
1A1W	0.8	4	3	36	5	D91	G820	S33	60157643493
1A1W	1	4	3	36	5	D91	G820	S33	66260134647
						D126	G820	S33	60157643706
1A1W	1.2	4	3	36	8	D91	G820	S33	60157643847
						D126	G820	S33	60157643955
1A1W	1.3	4	3	36	8	D126	G820	S33	60157643988 ²⁾
1A1W	1.5	4	3	36	8	D91	G820	S33	66260134656
						D126	G820	S33	60157643944
1A1W	2	4	3	36	12	D46	G820	S33	60157643916
						D91	G820	S33	66260134665
						D126	G820	S33	66260134666
						D181	G820	S33	60157643806
1A1W	2.2	4	3	36	12	D91	G820	S33	66260134668
1A1W	2.5	4	3	36	12	D91	G820	S33	66260134670
						D126	G820	S33	66260134671
1A1W	3	5	3	35	15	D91	G820	S33	66260134675
						D126	G820	S33	66260134676
						D181	G820	S33	60157643785
1A1W	3.5	5	3	35		D91	G820	S33	66260134678
						D126	G820	S33	66260134679
1A1W	4	5	3	45		D91	G820	S33	66260134681
						D126	G820	S33	66260134682
						D181	G820	S33	66260100058
1A1W	4	6	3	50		D91	G820	S33	66260110226
1A1W	4.5	5	3	45		D126	G820	S33	60157643674
1A1W	4.5	6	3	50		D91	G820	S33	66260110137
1A1W	5	6	3	50		D91	G820	S33	66260100334

²⁾ Available while stocks last

All dimensions in mm

Please feel free to contact our sales engineers at any time. Contact details can be found on the last page.



1A1W Stock programme

Diamond grinding pins									
Shape	D	T	S	L ₂	L ₄	Grit size	Bond	Concentration	Order number
S1A1W	5	7	3	43		D91	G820	S33	66260134687
						D126	G820	S33	66260134688
						D181	G820	S33	60157644114
S1A1W	6	7	6	53	13	D91	G820	S33	66260134690
						D126	G820	S33	66260134691
						D181	G820	S33	66260134692
S1A1W	6	7	6	75		D91	G820	S33	60157643963
S1A1W	7	8	6	52		D91	G820	S33	66260134693
						D126	G820	S33	66260134694
						D181	G820	S33	60157643771
S1A1W	8	10	6	50		D91	G820	S33	66260134696
						D126	G820	S33	66260134697
						D181	G820	S33	66260134698
S1A1W	8	10	6	75		D91	G820	S33	66260110242
						D181	G820	S33	66260110167
S1A1W	10	10	6	50		D91	G820	S33	66260134699
						D126	G820	S33	66260134700
						D181	G820	S33	66260134701
S1A1W	10	10	6	75		D91	G820	S33	60157644175
						D181	G820	S33	60157644083
S1A1W	12	10	6	50		D91	G820	S33	66260134702
						D126	G820	S33	66260134703
S1A1W	12	10	6	75		D91	G820	S33	60157643803
						D181	G820	S33	60157644091
S1A1W	15	10	6	50		D126	G820	S33	60157643885

WINTER
FactsShank
tools

Saws

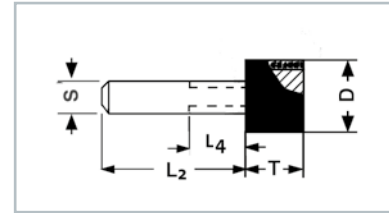
Inserts

PCD
PCBN

Knives

Milling
cuttersMould
and dieService
Glossary
Contact

All dimensions in mm

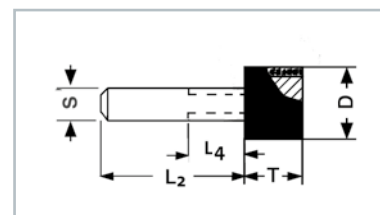


1A1W Stock programme

cBN grinding pins									
Shape	D	T	S	L ₂	L ₄	Grit size	Bond	Concentration	Order number
1A1W	0.5	2	3	38	5	B91	G825	S33	66260110140
1A1W	0.6	2	3	38	5	B91	G825	S33	60157644065
1A1W	0.6	4	3	36	3	B91	G825	S33	66260134726
1A1W	0.7	2	3	38	5	B91	G825	S33	60157643505
1A1W	0.7	4	3	36	3	B91	G825	S33	66260100338
1A1W	0.8	2	3	38	7	B91	G825	S33	60157643862
1A1W	0.8	4	3	36	5	B91	G825	S33	66260134734
						B126	G825	S33	60157643870
1A1W	0.9	4	3	36	5	B126	G825	S33	66260100335
1A1W	1	2	3	38	7	B91	G825	S33	66260134741
						B126	G825	S33	66260134739
1A1W	1	4	3	36	5	B91	G825	S33	66260134744
						B126	G825	S33	66260134742
1A1W	1.2	4	3	36	8	B91	G825	S33	66260134751
						B126	G825	S33	66260134749
1A1W	1.3	4	3	36	8	B91	G825	S33	66260110421
1A1W	1.4	4	3	36	8	B126	G825	S33	66260101138
1A1W	1.5	4	3	36	8	B91	G825	S33	66260134757
						B126	G825	S33	66260134755
1A1W	1.6	4	3	36	8	B91	G825	S33	66260110135
1A1W	1.7	4	3	36	8	B126	G825	S33	60157643451
1A1W	1.8	4	3	36	8	B91	G825	S33	60157643816
						B126	G825	S33	60157643992
1A1W	2	4	3	36	12	B91	G825	S33	66260133913
						B126	G825	S33	66260133911
						B151	G825	S33	60157644057
1A1W	2.5	4	3	36	12	B91	G825	S33	66260133920
						B126	G825	S33	66260133919
1A1W	2.8	4	3	36	12	B91	G825	S33	60157643883
						B126	G825	S33	66260107667
1A1W	3	5	3	35	15	B91	G825	S33	66260133929
						B126	G825	S33	66260133927
						B151	G825	S33	66260133926

All dimensions in mm

Please feel free to contact our sales engineers at any time. Contact details can be found on the last page.



1A1W Stock programme

cBN grinding pins									
Shape	D	T	S	L ₂	L ₄	Grit size	Bond	Concentration	Order number
S1A1W	3.5	5	3	35		B91	G825	S33	60157643964
						B126	G825	S33	66260133931
						B151	G825	S33	66260133930
S1A1W	4	5	3	45		B91	G825	S33	66260133937
						B126	G825	S33	66260133935
						B151	G825	S33	60157643772
S1A1W	4.5	5	3	45		B126	G825	S33	66260133939
S1A1W	5	7	3	43		B91	G825	S33	66260133944
						B126	G825	S33	66260100061
						B151	G825	S33	60157643453
S1A1W	6	7	6	53	13	B91	G825	S33	66260133947
						B126	G825	S33	66260133946
						B151	G825	S33	60157643694
S1A1W	6	7	6	68		B252	G825	S33	66260100064
S1A1W	6	7	6	75		B126	G825	S33	60157643703
S1A1W	7	8	6	52		B91	G825	S33	66260133951
						B126	G825	S33	66260133949
						B151	G825	S33	60157643834
S1A1W	8	10	6	50		B91	G825	S33	66260133955
						B126	G825	S33	66260133953
						B151	G825	S33	66260133952
S1A1W	8	10	6	70		B252	G825	S33	60157643793
S1A1W	8	10	6	75		B126	G825	S33	60157643605
S1A1W	10	10	6	50		B91	G825	S33	66260133958
						B126	G825	S33	66260133957
						B151	G825	S33	66260133956
S1A1W	10	10	6	75		B126	G825	S33	60157644046
S1A1W	12	10	6	50		B126	G825	S33	66260133960
						B151	G825	S33	66260133959
S1A1W	12	10	6	75		B126	G825	S33	66260100091
S1A1W	15	10	6	50		B126	G825	S33	60157644004
						B151	G825	S33	60157643797

All dimensions in mm

Small grinding tools for coordinate grinding

Apart from the range of 1A1W grinding pins, WINTER is also offering a programme of small grinding tools with special geometries (07B grinding pin) and 11V2 grinding wheels for coordinate grinding. Specific standard solutions are available ex stock.



Application areas

Grinding die sockets and beverage can ironing rings for the packaging industry on coordinate grinding machines

Specification: 1K07B-12-5-2-6-40 *B126 KSS10N V240

Workpiece: HSS DM05, EW9Co10

Hardness: 62 – 64 HRC

Machining parameters

Cutting speed: $v_c = 30 \text{ m/s}$

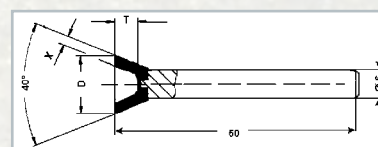
Feed rate: $v_f = 80 \dots 100 \text{ mm/min}$

Infeed: $a_e = 0.02 \text{ mm}$

Coolant: Oil or emulsion (1 to 4%)

Selection assistant for WINTER bond systems

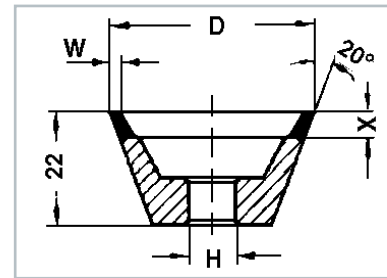
Diamond grinding tools	Wear resistance	Recommendations for use
K+888R		Universal resin bond for dry grinding
cBN grinding tools	Wear resistance	Recommendations for use
KSS12N	↑	Standard resin bond for CNC applications
KSS10N		Universal resin bond for tool grinding



07B Stock programme

cBN grinding pins								
Shape	D	T	X	V°	Grit size	Bond	Concentration	Order number
2K07B	10	5	2	40	B126	KSS10N	V240	60157643794
1K07B	12	5	2	40	B126	KSS10N	V240	66260107661
1K07B	15	5	2	40	B126	KSS10N	V240	60157644044

All dimensions in mm



11V2 Stock programme

Diamond grinding wheels

Shape	D	W	X	H	Grit size	Bond	Concentration	Body	Order number
2K11V2	40	2	5	10	D64	K+888R	C75	H	60157642670

cBN grinding wheels

Shape	D	W	X	H	Grit size	Bond	Concentration	Body	Order number
2K11V2	20	2	5	8	B126	KSS10N	V120	H	60157643218 ¹⁾
					B126	KSS12N	V180	H	60157643026
K11V2	30	2	5	8	B126	KSS12N	V180	H	66260136462
K11V2	40	2	5	10	B126	KSS10N	V180	H	66260134764

¹⁾ Delivery time 5 - 6 weeks



All dimensions in mm

Please feel free to contact our sales engineers at any time. Contact details can be found on the last page.

Diamond and cBN cut-off wheels

Diamond cutting wheels are used for efficient cutting of hard, short-chipping and wear resistant materials such as glass, ceramics and carbide. The current trend towards sintered materials has increased the use of diamond cutting wheels. They are successfully used in the food industry and medical science, due to their clean and almost residue-free cutting ability.

cBN was developed as an addition to diamond. The specific characteristics of this cutting material permit the machining of high-performance high-speed steel and hardened steel from 55 HRC as well as magnetic materials. The cutting wheels consist of a steel core with the cutting layer on the periphery. The cutting layer in sintered metal, resin or electroplated metal bond contains either diamond or cBN.

The combination of bond, type of abrasive, concentration and grit size leads to different tool characteristics which are specified to meet the requirements of different processes and applications.



European Standard EN 13236:2000 - common maximum operating speeds for cut-off wheels

Core		Abrasive section	Application mode	Grinding mode	Maximum operating speed in m/s according to bond type		
					Resin B	Metal M	Electro-plated G
Metal	metal blank, e.g. cast, rolled, forged	closed	mechanically and manually guided cut-off grinding	wet cut-off grinding	63	80	80
				dry cut-off grinding	-	80	80
		segmented	mechanically and manually guided cut-off grinding	wet cut-off grinding	-	40 ^a	50 ^a
						80	80
				dry cut-off grinding	-	63	80
		closed or segmented	manually guided cut-off grinding	wet and dry cut-off grinding	-	63 ^b	80
	sintered	closed	mechanically and manually guided cut-off grinding	wet cut-off grinding	-	63	-
Resin		closed	mechanically and manually guided cut-off grinding	wet and dry cut-off grinding	63	-	-

^a For difficult to machine materials, like e.g. granite, diorite, quartzite, armoured concrete

^b The abrasive section must be welded or sintered to the core for cut-off wheels for free hand cutting with metal bond abrasive sections

Application notes

1. Which materials can be cut?

As a general rule, diamond cutting wheels are used to cut hard, short-chipping materials such as glass, ceramics (fired and unfired), carbide, graphite, quartz, ferrite and semiconductor materials.

Materials with an affinity for carbon, such as iron-based alloys, are cut using cubic boron nitride (cBN). High-alloy steels such as HSS and chrome steel with 12% Cr are typical examples. Ideally, steel should have a minimum hardness of 55 HRC. Soft, long-chipping materials accumulate in the chip space, so they tend to clog. Compromises can be achieved with electroplated bonds.

2. Which cutting layer specification?

The following is indispensable for correct selection of layer specification:

- full description of workpiece material
- cutting edge quality requirements (e.g. maximum size of edge chipping)
- machining parameters, range of variants (e.g. speed from/to, feed rate from/to)
- details of drive power (see point 4)
- details of coolants

3. Which tool dimensions?

The tool dimensions are determined by the machine and the height of workpiece to be cut. Normally, the flange diameter should not fall below 1/3 of the cutting wheel diameter, i.e. the maximum workpiece height which can be sawn is less than one third of the blade diameter.

A stable cutting wheel core is essential for chip-free cutting edges. The directional stability of the blade can also be enhanced by increasing the flange diameter (diameter size required). Proportionately larger flanges are advisable for high cutting rates. A summary of the internationally approved designations for continuous-rim cutting wheels and the associated flanges has been compiled by FEPA.

4. Which machine?

Generally valid principles apply to the highest possible dynamic stability, since any oscillation during the cutting operation can have a negative effect on tool behaviour. Peripheral speed plays an important role in the adaptation of the tool to the cutting operation, and should therefore be adjustable, at least by means of a change of drive pulley.

Sufficient motor drive output is essential as an undersized motor will prevent the optimum utilization of the diamond tool. Diamond and bond must be made to work hard if the self-sharpening effect is to occur. Bonds will have greater resistance to wear and will thus be more economical if the spindle drive permits high cutting rates. Cutting wheels with diameters exceeding 300 mm should be used with a drive power of at least 1.5 kW; for ganged wheels, a further 0.5 kW should be allowed for each additional cutting wheel.

5. Which operation parameters?

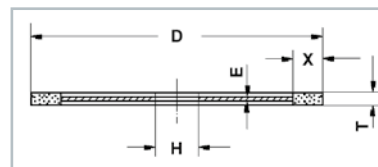
In the vast majority of cases, the full material thickness is cut in a single pass at a suitably chosen feed rate. However, step cutting rather than full cutting is used for particularly dense materials such as sapphire which wears the diamond layer without simultaneously removing a corresponding amount of the bond. The smaller the ratio of depth of cut to feed rate i.e. the shallower the cut, the greater is the sharpening effect of the cutting process. Feed rate is directly dependent on the spindle drive power and the hardness or toughness of the material to be cut. A general specification of cutting rates cannot be given in view of the large number of different materials which can be cut with the different cutting wheel types. There are optimal ranges of peripheral speed, dependent on the cutting operation. In general, low peripheral speeds (20–30 m/s) are used for dense, fine-debris materials, whereas higher speeds (30–40 m/s) are used for porous, coarse-debris materials.

6. Coolant or dry cut?

Metal bonded cutting wheels are invariably used with coolant (with the exception of the electroplated S-type), resin bond closed-rim blades can also work dry. Different coolants are used for the different workpiece materials, e.g. water, mineral based oils, emulsions, synthetic oils etc. It is important for coolant flow to be sufficient and to be accurately directed to the tool/workpiece interface. The coolant is supplied via coolant nozzles, by a special flange or by emersion.

Resin bonded cut-off wheels

Resin bonded cutting wheels feature exceptionally good free-cutting characteristics due to low cutting forces and low cutting temperatures. The result is fast cutting with clean cut surfaces without edge chipping – which is particularly important for thin-walled hollow workpieces.



FEPA designation	D	T	X	E	H	Grit size	Normal concentrations
K1A1R	100	0.6	5	0.5	Standard bore diameter 20 mm, other bore diameters on request	The following grit sizes are available: Diamond: D46, D64, D91, D107, D126, D151, D181, D213, D301 cBN: B91, B107, B126, B151, B181	The following concentrations are available: Diamond: C38, C50, C75, C100 cBN: V120, V180, V240
		0.8	5	0.6			
		1.0	5	0.8			
		1.2	5	1.0			
K1A1R	125	0.6	5	0.5			
		0.8	5	0.6			
		1.0	5	0.8			
		1.2	5	1.0			
K1A1R	150	0.6	7	0.5			
		0.8	7	0.6			
		1.0	7	0.8			
		1.2	7	1.0			
		1.5	7	1.3			
K1A1R	175	0.8	7	0.6			
		1.0	7	0.8			
		1.2	7	1.0			
		1.5	7	1.3			
K1A1R	200	0.8	7	0.6			
		1.0	7	0.8			
		1.2	7	0.9			
		1.5	7	1.2			
K1A1R	250	1.0	7	0.7			
		1.2	7	0.9			
		1.4	7	1.1			
		1.7	7	1.4			
K1A1R	300	1.0	7	0.7			
		1.2	7	0.9			
		1.4	7	1.1			
		1.7	7	1.4			
K1A1R	400	1.2	7	0.9			
		1.5	7	1.2			
		1.7	7	1.4			
		1.9	7	1.6			
K1A1R	500	2.3	7	2.0			
		2.3	7	2.0			
K1A1R	550	2.3	7	2.0			

Standard tolerances

$\varnothing < 100 \text{ mm}$ $T \pm 0.07$

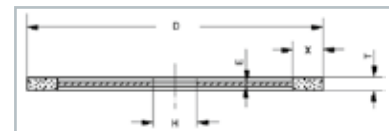
$\varnothing \leq 250 \text{ mm}$ $T \pm 0.10$

$\varnothing \geq 300 \text{ mm}$ $T + 0.20$
 $- 0.10$

All dimensions in mm

Selection assistant for WINTER bond systems

Diamond cut-off wheels	Wear resistance	Recommendations for use
K+4821	↑	Special resin bond for mechanically cutting of tungsten carbide
K+888RY		Universal resin bond for mechanically cutting
cBN cutting wheels	Wear resistance	Recommendations for use
KSSY		Universal resin bond for mechanically cutting of HSS


1A1R Stock programme

Diamond grinding wheels											
Shape	D	T	X	E	H	Grit size	Bond	Concentration	Body	Order number	Comments
K1A1R	100	1	5	0.8	20	D151	K+888RY	C50	E	69014185139	for Ceramics
						D151	K+4821	C100	E	69014185128	for Tungsten Carbide
2K1A1R	125	0.6	5	0.6	32	D151	K+888RY	C75	E	66260387932	for Tungsten Carbide 4 x 90° Ø6 reference circle Ø90
K1A1R	125	1	5	0.8	20	D151	K+4821	C100	E	69014185129	for Tungsten Carbide
K1A1R	150	1	7	0.8	20	D151	K+4821	C100	E	69014185130	for Tungsten Carbide
11K1A1R	150	1	7	0.8	20	D151	K+4821	C100	E	66260112766	for Tungsten Carbide 3 x 120° Ø4.5 reference circle Ø33.5
K1A1R	150	1	7	0.8	32	D151	K+4821	C100	E	69014185153	for Tungsten Carbide
K1A1R	200	1.2	7	0.9	30	D151	K+4821	C100	E	69014185154	for Tungsten Carbide
K1A1R	200	1.2	7	0.9	22	D151	K+4821	C100	E	66260386423	for Tungsten Carbide
K1A1R	250	1.2	7	0.9	25	D91	K+888RY	C50	E	66260118203 ²⁾	for Ceramics
K1A1R	250	1.5	7	1.2	32	D126	K+4821	C38	E	60157692084	for Tungsten Carbide manual cut-off

cBN grinding wheels											
Shape	D	T	X	E	H	Grit size	Bond	Concentration	Body	Order number	Comments
K1A1R	100	1	5	0.8	20	B151	KSSRY	V180	E	66260388124	for HSS
K1A1R	125	1	5	0.8	20	B151	KSSRY	V180	E	66260386108	for HSS
K1A1R	150	1	7	0.8	20	B151	KSSRY	V180	E	66260385838	for HSS

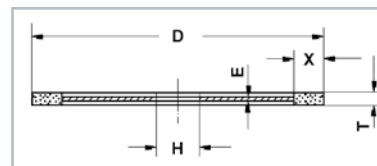
²⁾ Available while stocks last

All dimensions in mm

Please feel free to contact our sales engineers at any time. Contact details can be found on the last page.

Metal bonded cut-off wheels

These bronze bonds, developed specially for saw blades, are wear resistant and relatively insensitive to shock. They feature considerably longer life than resin bonds, yet give much greater cutting forces, higher cutting temperatures and shorter cutting times.



FEPA designation	D	T	X	E	H	Grit size	Normal concentrations
BZ1A1R	100	0.5	5	0.4	Standard bore diameter 20 mm, other bore diameters on request	The following grit sizes are available: Diamond: D64, D91, D107, D126, D151, D181, D213, D301 cBN: B91, B107, B126, B151, B181	The following concentrations are available: Diamond: C16, C19, C23, C45, C90 cBN: V120, V180, V240
		0.6	5	0.5			
		0.8	5	0.6			
		1.0	5	0.8			
		1.2	5	1.0			
		1.5	5	1.3			
BZ1A1R	100	0.6	10	0.4			
		0.8	10	0.6			
		1.0	10	0.8			
		1.2	10	1.0			
		1.5	10	1.3			
BZ1A1R	125	0.5	5	0.4			
		0.6	5	0.5			
		0.8	5	0.6			
		1.0	5	0.8			
		1.2	5	1.0			
		1.5	5	1.3			
BZ1A1R	125	0.6	10	0.4			
		0.8	10	0.6			
		1.0	10	0.8			
		1.2	10	1.0			
		1.5	10	1.3			
BZ1A1R	150	0.6	5	0.5			
		0.8	5	0.6			
		1.0	5	0.8			
		1.2	5	0.9			
		1.5	5	1.2			
		1.8	5	1.5			
BZ1A1R	150	0.8	10	0.6			
		1.0	10	0.8			
		1.2	10	1.0			
		1.5	10	1.3			
		1.8	10	1.6			
BZ1A1R	175	0.8	5	0.6			
		1.0	5	0.8			
		1.2	5	0.9			
		1.5	5	1.2			
		1.8	5	1.4			
BZ1A1R	175	1.0	10	0.7			
		1.2	10	0.9			
		1.5	10	1.2			
		1.8	10	1.4			

All dimensions in mm

FEPA designation	D	T	X	E	H	Grit size	Normal concentrations
BZ1A1R	200	0.8	5	0.6	Standard bore diameter 20 mm, other bore diameters on request	The following grit sizes are available: Diamond: D64, D91, D107, D126, D151, D181, D213, D301 cBN: B91, B107, B126, B151, B181	The following concentrations are available: Diamond: C16, C19, C23, C45, C90 cBN: V120, V180, V240
		1.0	5	0.8			
		1.2	5	0.9			
		1.5	5	1.2			
		1.8	5	1.4			
BZ1A1R	200	1.0	10	0.7			
		1.2	10	0.9			
		1.5	10	1.2			
		1.8	10	1.5			
BZ1A1R	250	1.0	5	0.7			
		1.2	5	0.8			
		1.5	5	1.1			
		1.8	5	1.4			
BZ1A1R	250	1.0	10	0.7			
		1.2	10	0.8			
		1.5	10	1.1			
		1.8	10	1.4			
BZ1A1R	300	1.2	5	0.8			
		1.5	5	1.1			
		1.8	5	1.4			
BZ1A1R	300	1.2	10	0.8			
		1.5	10	1.1			
		1.8	10	1.4			
BZ1A1R	350	1.5	5	1.1			
		1.8	5	1.4			
		2.0	5	1.6			
BZ1A1R	350	1.5	10	1.1			
		1.8	10	1.4			
		2.0	10	1.6			
BZ1A1R	400	1.5	5	1.1			
		1.8	5	1.4			
		2.0	5	1.6			
BZ1A1R	400	1.5	10	1.1			
		1.8	10	1.4			
		2.0	10	1.6			
BZ1A1R	450	1.8	5	1.4			
		2.0	5	1.6			
		2.4	5	2.0			
BZ1A1R	450	1.8	10	1.4			
		2.0	10	1.6			
		2.4	10	2.0			

Standard tolerances

Ø < 100 mm T ± 0.07

Ø ≤ 250 mm T ± 0.10

Ø ≥ 300 mm T + 0.20
- 0.10

All dimensions in mm

Please feel free to contact our sales engineers at any time. Contact details can be found on the last page.

Diamond files





WINTER diamond files are mostly used in tool and die making for finishing form tools, die-cutting tools, drawing dies, and embossing dies. Their particular features are ease of handling, edge stability and long service life. They are available in four different grit sizes:

D181 for rough filing
D126 for universal use
D91 for finish filing
D20B and D46 for special applications
Other specifications on request.



Riffle files for manual applications



Profile 09E		Base body cross-section	Length of diamond layer	Total length	Grit size	Order number	Comments
	15R	4 × 2	25	155	D126	66260110258	
	16R	4 × 2	25	155	D91	66260136434	Delivery time 4 weeks
					D126	66260136235	Delivery time 4 weeks
	18R	3 × 1.5	25	155	D91	66260114735	Delivery time 4 weeks
					D126	66260110114	Delivery time 4 weeks
	22R	3 × 3	25	155	D91	66260364429	Delivery time 4 weeks











Other dimensions available at short notice on request.

All dimensions in mm

Needle files for manual applications



Plastic screw-on handle

Profile 09D		Base body cross-section	Length of diamond layer	Total length	Shaft Ø	Grit size	Order number	Comments
	Flat square 2112	5 × 1	70	140	3	D20B	66260111899	Delivery time 4 weeks
						D46	66260112558	Delivery time 4 weeks
						D91	66260134227	
						D126	66260134228	
	Flat square with rounded corners 2112r	5 × 1	70	140	3	D91	66260134244	
	Flat pointed 2122	5 × 1	70	140	3	D91	66260110341	
						D126	66260134289	Delivery time 4 weeks
	Triangular 2132	3.5	70	140	3	D20B	66260114101	
						D91	66260134230	
						D126	66260134231	
	Square 2142	2.5	70	140	3	D20B	66260112712	Delivery time 4 weeks
						D91	66260134232	
						D126	66260134233	
	Half-round 2152	5 × 2	70	140	3	D20B	66260114759	Delivery time 4 weeks
						D91	66260110230	
						D126	66260134235	
	Round 2162	Ø 3	70	140	3	D20B	66260134294	
						D91	60157644163	
						D126	66260134237	
	Blade 2172	5 × 1.5	70	140	3	D91	66260134238	
						D126	60157644103	
	Crossing file 2192	5 × 2	70	140	3	D46	66260369574	Delivery time 4 weeks
						D91	66260107652	
						D126	66260100060	Delivery time 4 weeks
	Cross section 2102T	5 × 2	70	140	3	D20B	66260134293	
						D91	66260100085	Available while stocks last
						D126	60157643993	Available while stocks last
Screw-on handle							66260391073	

Other dimensions available at short notice on request.

All dimensions in mm

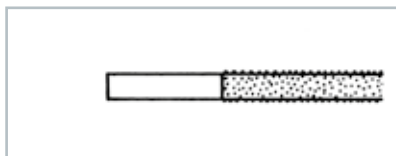
Please feel free to contact our sales engineers at any time. Contact details can be found on the last page.

Files for manual and machine use

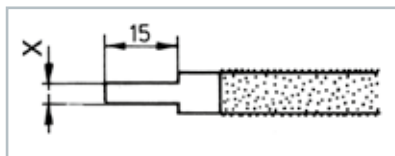


Profile 09B		Base body cross-section	Length of diamond layer	Total length	Design	Grit size	Order number	Comments
	Flat 7	4.5 x 2	80	150	A	D91	66260110152	
						D126	66260100260	
	Flat 13	9 x 3.2	80	150	A	D91	66260100285	
						D126	66260134250	
	Flat 16	11 x 4	120	200	A	D181	66260100100	
						D91	66260110317	
						D126	66260110225	
	Square 22	3	80	125	A	D126	60157643682	Delivery time 4 weeks
						D91	66260110330	Delivery time 4 weeks
	Square 25	5	80	125	A	D91	60157644206	
						D126	66260110214	Delivery time 4 weeks
	Square 29	8	80	150	A	D126	60157644171	Available while stocks last
	Square 32	10	120	200	B/X = 6 mm	D126	60157644203	
	Triangular 39	4	80	150	C/X = 2 mm	D91	66260110417	Delivery time 4 weeks
						D126	66260100385	Delivery time 4 weeks
	Triangular 41	4.5	80	125	C/X = 3 mm	D91	66260100385	Delivery time 4 weeks
						D126	60157644093	Delivery time 4 weeks
	Triangular 45	8	80	150	C/X = 3.5 mm	D91	66260110441	
						D126	66260110458	
	Triangular 48	10	120	200	C/X = 4.5 mm	D91	60157644174	Delivery time 4 weeks
						D126	60157643782	
	Round 70	Ø 3	80	125	B/X = 2 mm	D91	60157643651	Delivery time 4 weeks
	Round 76	Ø 6.3	80	150	C/X = 4 mm	D126	60157643624	
	Half-round 89	5 x 3	80	125	A	D126	66260100346	Delivery time 4 weeks
						D91	66260100395	
	Half-round 92	8 x 3	80	150	A	D126	60157644102	Delivery time 4 weeks
						D181	60157644010	Delivery time 4 weeks
	Half-round 96	10 x 5	120	200	A	D126	66260110435	
						D126	66260110435	

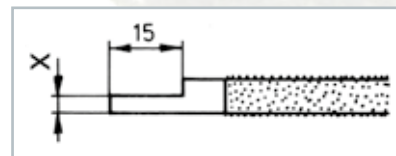
Other dimensions available at short notice on request.



Version A



Version B






Version C

All dimensions in mm


Dipprofile files for hand file machines



Profile 09C		Base body cross-section	Length of diamond layer	Total length	Shaft Ø	Grit size	Order number	Comments
	Flat, double sided 307A	5 x 2	15	50	3	D126	66260110238	Delivery time 4 weeks
	309A	5 x 2	25	60	3	D126	66260134278	Available while stocks last
	Round 331	Ø 1	15	50	3	D91	66260134328	Delivery time 4 weeks
	339	Ø 3	15	50	3	D126	66260129612	Delivery time 4 weeks
	343	Ø 3	25	50	3	D126	60157643753	Delivery time 4 weeks
	345	Ø 4	15	50	3	D126	60157643286	Delivery time 4 weeks
	Triangular 367	3.5	15	50	3	D91	66260100066	Delivery time 4 weeks
	373	4.5	15	50	3	D126	66260134281	Delivery time 4 weeks
	375	4.5	25	60	3	D126	66260134282	Delivery time 4 weeks

Other dimensions available at short notice on request.

Saw rods for manual and machine use

Profile 10E		Base body cross-section	Length of diamond layer	Total length	Shaft Ø	Grit size	Order number	Comments
	Round 701	Ø 0.80	65	130	0.5	D126	66260134284	
	702	Ø 1.30	65	130	1	D126	66260110148	Delivery time 4 weeks
	703	Ø 2.30	65	130	2	D126	66260100264	Delivery time 4 weeks

Clamping zone free of diamonds both sides (20 / 45 mm)

Other dimensions available at short notice on request.


All dimensions in mm

Please feel free to contact our sales engineers at any time. Contact details can be found on the last page.

Honing sticks

Honing is classified as machining with undefined cutting edges using a tool where grits are bound together whilst maintaining continuous surface contact between workpiece and tool for improving size, form and surface. A periodic alteration of relative movements takes place between tool and workpiece, producing surfaces with parallel, criss-crossing grooves. In some cases a particular surface finish is required, for example to prevent the rupture of the lubricating film on cylinder liners. The advantages of diamond and CBN honing stones compared to conventional honing stones are

- Longer service life
- Better form stability
- Closer tolerances
- Cooler working, meaning no changes in the surface structure caused by thermal effects
- Less distortion



Diamond is exclusively used for honing workpieces, of all types of iron castings (cast iron, annealed cast iron and some cast steels). Cylinder liners for internal combustion engines are typical examples. cBN is primarily used for honing steel, e.g. machining steel, ball bearing steel, tool steel and alloy steel in all hardness conditions.

To achieve the required surface quality, it is important to correctly specify all process parameters: The right grit type (diamond or cBN), grit size, grit quality, the bond and the concentration must be selected according to the workpiece material and the workpiece hardness. Furthermore, the required surface quality and material removal rate will determine whether the process should be carried out in one step or several operations.

Metal bonded honing sticks

	Item designation BZ08B	With diamond-free zone	Layer thickness $X \geq 1$ layer width $B \geq 2$ diamond-free zone $S \geq 0.5$ layer length $L \leq 150$
	Item designation BZ08D	Without underlayer	Layer thickness $X \geq 1$ layer width $B \geq 2$ layer length $L \leq 150$
	Item designation BZ08E	Including strip mount	Layer thickness $X \geq 1$ layer width $B \geq 2$ layer length $L \leq 150$ Tolerance at angle β $L_3 \leq 12.5: \pm 15'$ $L_3 > 12.5: \pm 10'$

08B and 08D can only be used in conjunction with a strip mount.
08E is designed inclusive of strip mount for direct fitting.

Order example

Shape	L	B	X	X1	R	Grit size	Bond	Concentration
BZ08B	75	5	2	5	40	D76	BZ387	C75

All dimensions in mm

Application data for regrounding metal bonded honing tools

The honing head should be ground to the diameter of the bore to be honed, in order to achieve the shortest possible running-in time after installation, i.e. soldering or gluing the stones to the honing shoes and fixing them to the honing spindle, so that a high percentage contact area is created right from the beginning.

SiC grinding wheel – resin bonded, e.g. Ø 200 mm, dry cut (uni-directional at point of contact)

Grinding speed (diamond /cBN) $v_c = 15 \text{ m/s}$

Grinding speed (SiC) $v_c = 23 \text{ m/s}$

Grit size of diamond and cBN honing sticks	Specifications of the SiC grinding wheels
D15 / B15	400 HB3
D20 / B30	320 HB3
D46 / B46	240 HB3
D64 / B64	180 HB3
D91 / B91	120 HB3
D126 / B126	80 JB3
D151 / B151	80 JB3
D181 / B181	80 JB3

Examples of proven tool designs				
Workpiece				
Workpiece material	Grey cast iron		Steel	
Hardness [HB/HRC]	HB 180-220		HRC 62 ±2	
Honing tools	Pre-honing	Finish honing	Pre-honing	Finish honing
Grit size	D91	D20B	B126	B54
Bond	BZ387	BZ387	MSS473	MSS473
Concentration	C100	C100	V120	V120
Application data				
Circumferential speed V_A [m/min]	52	52	51	51
Stroke speed V_H [m/min]	14	14	18	18
Results				
Roughness R_a [µm]	5.8	1.8	4.5	2.2
Effective material removal rate MRR_{eff} [cm³/min]	0.67	0.2	0.4	0.15
Material removal rate per stick surface MRR_{total} [mm³/mm² · min]	0.4	0.2	0.58	0.22
Honing ratio G [cm³/cm³]	4,500	3,300	1,200	650

Working data and grit sizes

Honing speed

The cutting speed (v_c) is based on the speed at the circumference of the honing tool (V_A) and its stroke speed (V_H).

Suggested values

$v_c = 30-70$ m/min
 $V_A = 20-60$ m/min
 $V_H = 10-30$ m/min

Median practical values

52 m/min
 49 m/min
 16 m/min

Intersection angle

The ratio of stroke speed (V_H) and speed at the circumference (V_A) gives the characteristic angle of intersection (α) of the honing pattern. Usually the two speeds are selected so that the intersection angle lies between 25° and 60° , with a median value in practice of 36° .

Contact pressure range

20–200 N/cm² (exceptions up to 600 N/cm²)

Coolant

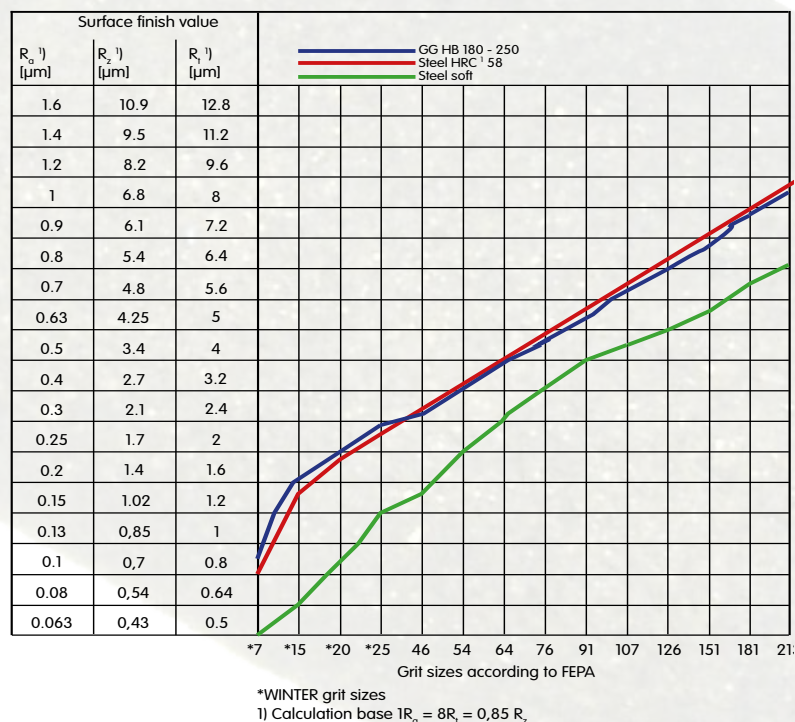
In honing, mineral oil-based honing oils and water-soluble emulsions are used. Typical fluid use is 30–150 l/min per bore.

Grit sizes

The abrasive grit sizes specified for this process are classified according to FEPA standards, starting with B46 / D46. It is possible to manufacture tools different from those shown in the programmes. Please do not hesitate to contact us if you require assistance. Customers' own tools can also be coated. With regard to the determination of the nominal size, the undersizes which depend on the coating must be specified based on the grit size. Grit size tables can be found in the Service section of this catalogue.

Achievable surface finish values when honing with metal bond honing tools

The practical values listed in the adjoining diagram serve as a quick reference. Accurate surface finish values always depend on the bond, grit size and concentration of the honing tool as well as the workpiece material, coolant and the process parameters. It is especially important to maintain a balanced ratio between grit size and concentration in order to prevent excessive levels of contact pressure. Concentration levels should be between C35 and C100 or V120 and V240 respectively, depending on grit size.



Resin bonded honing sticks

	Item designation K08D-50-50-X	Without underlayer	Layer thickness $X = 1.5 - 5 \text{ mm}$ This blank has no base layer. It consists merely of a resin bonded diamond or cBN layer. The reference notes below show how these blanks are used.
--	----------------------------------	--------------------	--

Blanks can be cut into individual honing sticks by using either

- Hand- or fretsaw
- Faster and cleaner cutting is achieved with a diamond cutting wheel, model BZ

Diameter:	100 - 150 mm
Thickness of cut:	0.6 - 0.8 mm
Layer specification:	D151 BZ309 C45

Bond the stick to the strip mount e.g. with

- UHU-Plus
- Technicoll 2000 (Beiersdorf, Hamburg)
- Loctite 307 / Activator T No. 747

The stick can subsequently be removed from the strip mount by heating to $\sim 300 \text{ }^{\circ}\text{C}$ in an oven.

Order example

Shape	L	B	X	Grit size	Bond	Concentration
K08D	50	50	3	B126	KSSTY	V120



WINTER Diaplast® and WINTER Diaplast® suspension

Apart from bonded abrasives, WINTER also offers an unrivalled range of diamond pastes and suspensions. WINTER Diaplast® and WINTER Diaplast® suspension are the ideal lapping and polishing materials for lab and industrial application.

WINTER Diaplast® means quality:

- Fast removal from the workpiece, meaning economic machining times
- Relief and distortion-free samples
- Outstanding edge definition; optimum surface quality
- Economical in use in conjunction with WINTER Diaplastol thinners

Diamond grit size and grit distribution

WINTER has extensive know-how in the preparation of diamond grits and the manufacture of diamond tools and diamond preparations. Grit sizes D25 to D0.7 are micro grits which are not classified by sieving but by special techniques. WINTER has developed in-house processes with high precision requirements, especially for this purpose. The classification of micron powders carried out by WINTER has closer tolerances than those stipulated by DIN and FEPA.

Up-to-date measuring systems and selection procedures are used for inspection and selection of individual diamond lots according to size and shape, thus ensuring a consistent level of quality.

It is important not only to keep within the specified grit size tolerances but also to maintain the particle size distribution within these limits. Even slightly oversized particles could cause surface scratches, whereas an excessive quantity of fines is uneconomical.

Applications and product specifications

Diamond bond system and solubility

The special characteristics of the paste and liquid carriers developed by WINTER guarantee uniform diamond distribution and thus constant concentration. This provides optimum distribution of the individual particles avoiding the formation of agglomerates.

The viscosity of Diaplast® suspension is carefully controlled to ensure that the suspended state of the diamond particles is maintained over a long period.

In conjunction with our thinner WINTER Diaplastol, it is important that a thin cooling lubricant film is formed to support the material removal rate provided by the diamond particles. The carriers used by WINTER have unlimited shelf life and a high degree of temperature stability.

WINTER Diaplast® diamond compounds types Effizient (Efficient), SS, N, M, E and WINTER Diaplast® suspension are supplied in alcohol/water and/or oil soluble form as standard. They are colourless, have unlimited shelf life and a high degree of temperature stability. All constituents are either biodegradable or do not pose a threat to the environment (special waste disposal procedures are required for larger quantities).

Diaplast® Type T is universally-soluble.

Please note:

For preparatory machining tasks, for example

- diamond cutting wheels (catalogue No. 3, flat and crystal glass)
- diamond grinding wheels (from this catalogue)

are used. Why not make the experience of a leading diamond and cBN tool manufacturer work for you? WINTER is the right partner for lapping and polishing jobs in industry and the laboratory.

Diamond concentration

The decisive parameters for material removal rate are number and size of the cutting edges of the diamond grit that engage the workpiece at any one time. The number of particles per unit of weight decreases with increasing grit size. The diamond content increases with increasing grit size in WINTER diamond compound types SS, N and Effizient and WINTER Diaplast® suspension. Diamond concentration is always the same for types T and E.



Overview of WINTER diamond pastes

Effizient	Impressive value for money. For fast material removal, short machining times, better surface quality and very good geometric accuracy. Application on special steels, stainless steels.
SS	For very fast material removal, extremely short machining times, top quality surface finish and geometric accuracy. Application on very hard material such as carbide and ceramics; materials with constituents of differing hardnesses; high-precision measuring and sensor surfaces.
N	For producing polished surfaces for metallographic, mineralogic and similar investigations. Applications on special steels, stainless steels.
T	The most economical paste for standard use in production. Application on large areas, in tool and die making as well as surface machining of rollers made of hardened steel, carbide, hard cast iron etc.
E	Economy paste for universal use. Machining of mass-produced parts and repairs and for when paste is frequently changed.
M	Inexpensive paste of medium concentration, specially developed for metallographic applications.

Applications in the industrial field:

- Aeronautics and astronautics
- Engine construction
- Hydraulics
- Plant manufacturing
- Tools Industry
- Automotive industry
- Engineering
- Manufacture of fittings
- Pump and mixer industry
- Turbine construction
- Electronics
- Glass and plastics
- Medical technology
- Rolling industry
- etc.

Example applications

Typical examples of workpieces successfully lapped and polished with WINTER-Diaplast® diamond paste and WINTER-Diaplast® suspension

- Auditory ossical implants
- Die-cast molded pieces
- Ignition electrodes
- Measuring and sensor tools
- Plungers
- Sapphire windows
- Sliding-ring seals
- Slide rollers
- Wire and thread guides
- Ball bearings
- Drawing dies
- Implants (hip replacements)
- Molded parts
- Pump vanes
- Sealing gaskets
- Slideways
- Switch contacts/-balls
- Wire-drawing dies
- Dental implants
- Embossing punches
- Injection molds
- Pistons for pumps
- Rollers with smooth surfaces
- Sealing surfaces
- Slide bearings
- Valve tapers, balls and seatings
- etc

Diaplast® delivery programme

Type	Diamond grit sizes										Solubility of the bond *)
	D0.25	D0.7	D1	D3	D7	D15	D25	D54	D91	D126	
Effizient	-	-	X	X	X	X	X	-	-	-	A / O
SS	X	X	X	X	X	X	X	X	-	-	A / O
N	X	X	X	X	X	X	X	X	X	X	A / O
M	X	X	X	X	X	X	X	X	X	X	A
E	X	X	X	X	X	X	X	X	X	X	A / O
T	-	-	X	X	X	X	X	X	-	-	U
Colour recognition	Silver	White	Yellow	Green	Red	Blue	Brown	Black	Orange	Lilac	*) A = soluble in alcohol-water U = universally soluble O = soluble in oil
Available as dosing syringe in sizes 5 g / 10 g / 20 g ,Effizient' only available in sizes 5 g and 20 g Other sizes on request											

Order example: WINTER Diaplast®-Paste - SS - D7 - 10 g - A

Diaplast® suspension

100 ml as combi-system

Flexible bottle with standard screw closure, suitable for use on dosing devices for automatic polishing processes

Accessories (additional pack):

- spray-head with eco-friendly mechanical pump system for uniform distribution of the diamonds on large polishing plates or on larger areas for machine polishing
- drip-feed fitting for precisely directed feeding by hand

250 ml with drip-feed fitting

500 ml and 1000 ml as refill bottle

Type	Diamond grit sizes								Solubility of the bond *)
	D0.25	D0.7	D1	D3	D7	D15	D25	D54	
Suspension	X	-	X	X	X	X	-	-	A / O
Colour recognition	Silver	-	Yellow	Green	Red	Blue	-	-	*) A = soluble in alcohol-water O = soluble in oil
Available in the following sizes: 100 ml / 250 ml / 500 ml / 1000 ml Other sizes on request									

Order example: WINTER Diaplast®-Suspension - 100 ml - D3 - A

Diaplastol thinner delivery programme

			Solubility of the bond *)
Diaplastol	Bottle with drip-feed fitting	100 ml	A / O
	Refill bottle	1000 ml	
	Canister	4500 ml	
Other sizes on request			*) A = soluble in alcohol-water O = soluble in oil

Order example: WINTER Diaplastol - 100 ml - A

Diaplast® stock programme

EFFIZIENT	Identification colour	Solubility	5 gramme	10 gramme	20 gramme
D1	Yellow	Soluble in water-alcohol	66260329904 ²⁾	-	66260329980
		Soluble in oil	66260329990 ²⁾	-	66260329991
D3	Green	Soluble in water-alcohol	66260329981 ²⁾	-	66260329982
		Soluble in oil	66260329992 ²⁾	-	66260329993
D7	Red	Soluble in water-alcohol	66260329983 ²⁾	-	66260329984
		Soluble in oil	66260329994 ²⁾	-	66260329995
D15	Blue	Soluble in water-alcohol	66260329986 ²⁾	-	66260329987
		Soluble in oil	66260329997	-	66260329999
D25	Brown	Soluble in water-alcohol	66260329988 ²⁾	-	66260329989
		Soluble in oil	69014117428 ²⁾	-	69014117429

TYP SS Highest concentration	Identification colour	Solubility	5 gramme	10 gramme	20 gramme
D0.25	Silver	Soluble in water-alcohol (Soluble in oil on request)	60157643984	60157643724	66260100076
D0.7	White		66260100265	66260100627	60157667492
D1	Yellow		66260110146	66260110232	60157644154
D3	Green		66260100287	60157644084	66260113334
D7	Red		66260110467	66260110535	66260110495
D15	Blue		66260110248	60157644016	66260116707
D25	Brown		60157644020	60157644176	66260114624
D54 FEPA	Black		66260110601	60157643824	69014166621

TYP N High concentration	Identification colour	Solubility	5 gramme	10 gramme	20 gramme
D0.25	Silver	Soluble in water-alcohol (Soluble in oil on request)	66260112531	-	66260114891
D0.7	White		66260134316	-	-
D1	Yellow		60157643805	60157644162	60157643751
D3	Green		66260133498	60157643608	60157644170
D7	Red		66260133500	66260110340	66260100087
D15	Blue		66260110307	66260100292	60157643708
D25	Brown		66260110180	66260110143	60157644184
D54 FEPA	Black		66260110461	66260100256	66260113661

²⁾ Available while stocks last

Diaplast® stock programme

TYP T Medium concentration	Identification colour	Solubility	5 gramme	10 gramme
D1	Yellow	universal	66260100257	-
D3	Green	universal	66260100365	66260110407
D7	Red	universal	60157644173	66260164645
D15	Blue	universal	60157643981	66260164646
D25	Brown	universal	66260100098	-
D54 FEPA	Black	universal	60157643905	-

TYP E Normal concentration	Identification colour	Solubility	5 gramme	10 gramme
D1	Yellow	Soluble in water-alcohol (Soluble in oil on request)	66260110438	-
D3	Green		66260134307	-
D7	Red		66260134308	-
D15	Blue		66260134309	-
D25	Brown		60157644070	-
D54 FEPA	Black		60157644187	-

Diaplast® suspension stock programme

Suspension 100 ml	Identification colour	Solubility	Order number
D1	Yellow	Soluble in water-alcohol (Soluble in oil on request)	66260110642
D3	Green		66260100250
D7	Red		66260110667

Diaplastol thinner stock programme

Diaplastol	Contents	Solubility	Order number
Spray bottle	100 ml	Soluble in water-alcohol (Soluble in oil on request)	66260118433
Refill bottle	1 litre		66260195804
Canister	4.5 litre		66260195809

Polishing cloths stock programme

Polishing cloths	Application	Diameter [mm]	Order number
Polishing cloth soft	for diamond grit size D0.25 - D0.7	120	66260384527
		200	66260195806
		300	66260100068
Polishing cloth 31	for diamond grit size D1 - D3	120	66260387665
		200	66260195796
		300	66260381705
Polishing cloth 1007	for diamond grit size D7 - D54	200	66260386538
		300	66260100054

Application notes for the preparation of specimens for microscopic examinations

Practical execution

Specimen preparation starts with mounting of the workpiece if applicable. Depending on the state of the specimen, it is rough-ground with silicon carbide abrasive paper or with WINTER diamond grinding wheels. The specimen is then polished with WINTER Diaplast® compound or WINTER Diaplast® suspension.

Sample Mounting

In most cases, the standard mounting media are plastics, which are processed either hot or cold. It is important that the mounting medium should bond to the specimen without any gaps, otherwise abrasive or polishing agents may be deposited between the specimen and the mount. The hardness of the mounting medium should be matched to the hardness of the specimen in order to avoid edge rounding.

Grinding

The surface state of the specimens before polishing is critical for the economic efficiency of polishing with WINTER Diaplast® and for the quality of the final polish. Proper rough grinding can greatly reduce polishing time, enabling economical application of WINTER Diaplast® and giving good surface quality. It is important to ensure that any unevenness caused by sawing is completely removed by the grinding operation.

Polishing

Polishing with WINTER Diaplast® diamond compound or WINTER Diaplast® suspension can be effected on both manual and automatic polishing machines. A separate polishing disc with polishing cloth must be used for every diamond grit size. WINTER polishing cloths can be used on commercial standard machines. Before starting polishing, slightly moisten the polishing cloth and distribute the polishing agent evenly on the polishing cloth. There are some cases where WINTER diamond suspensions are easier to handle than diamond compounds, as diamond distribution on the polishing cloth is more even. Diamond suspensions are preferable for automated polishing operations as feeding during the process is possible. WINTER Diaplast® diamond compound is soon saturated with the swarf of the material being machined, so that a little WINTER Diaplastol thinner must be applied in order to maintain the cutting action of the diamond grit. A thin cooling and lubricating film must be maintained.

The polishing pressure to be applied is dependent on the specimen material and the diamond grit size. As a rule, high polishing pressure can be used with hard materials, and lower pressure should be used for finer diamond grits. The selection of the grit sizes to be used depends mainly on the hardness of the specimens and their individual structural constituents. The greater the hardness of the material to be polished the coarser the grit to be used at the beginning. The finest grit sizes (D0.25 to D1) are generally not used with very hard materials. Remember that the polishing process not only removes the scratch marks of the last grinding operation, but it may be required to remove sufficient material from the specimen surface to expose an undamaged microstructure. This means it is often necessary to start with a larger diamond grit size than would be necessary for removal of the scratch marks from the last grinding operation.

Note

When polishing with WINTER Diaplast® it is important to avoid any transfer of coarser grit to the next finer polishing operation. It is essential not only to keep the polishing device clean, but also to clean the specimens between the individual polishing stages. This may be done under running water with the aid of a brush (for coarser grit sizes) or with a cotton pad (for finer grit sizes). It is also recommended to use an ultrasonic cleaning bath between each polishing step.

Polishing recommendations

Material	Specimen pre-machining	WINTER Diaplast® as paste or suspension	Polishing underlay	Notes
Carbides Stellite	Diamond wheel/ foil D126 or D91.	D15 D7 D3 D1*	1007 1007 31 31*	* Polishing stage may in some cases be dispensed with
Ferritic Pearlitic Martensitic Austenitic steels Cast Iron of all types	Wet grinding on diamond foil D46 and/or SiC paper to 600 grit	D15* D7 D3** D1 D0.25***	1007 1007 or 31 31** 31 Soft cloth***	* Only for hardened steel ** Can in some cases be dispensed with *** Not required In hard castings and martensitic steels Intermediate etching with 1% alcohol. HNO ₃ before Diaplast® D1 is advantageous
Aluminium and aluminium alloys	Wet grinding on diamond foil D46 and/or SiC paper to 1000 grit	D7 D3 D1 D0.25	1007 or 31 31 31 or cloth soft Soft cloth*	Use little pressure * Can in some cases be dispensed with
Lead alloys	Wet grinding on SiC paper to 1000 grit	D3 D1 D0.25	31 31 Soft cloth	Use little pressure Samples sensitive to water! Clean only with Alcohol Grinding lubricant: petroleum jelly
Copper and copper alloys	Wet grinding on diamond foil D46 and/or SiC paper to 1000 grit	D7 D3 D1 D0.25*	1007 or 31 31 31 Soft cloth*	* For ultra-pure copper or very soft copper alloys, machining with D0.25 can be dispensed with; instead, use alumina on a soft polishing cloth and give a brief second polish
Magnesium alloys	Wet grinding on SiC paper to 1000 grit	D7 D3 D1 D0.25	1007 or 31 31 31 Soft cloth	Clean samples with alcohol
Nickel and nickel alloys	Wet grinding on diamond foil D46 and/or SiC paper to 1000 grit	D15 D7 D3 D1 D0.25	1007 1007 or 31 31 31 Soft cloth	
Silicon and germanium	Wet grinding on diamond foil D46 and/or SiC paper to 1000 grit	D7 D3 D1 D0.25	1007 31 31 or cloth soft Soft cloth	
Zinc and zinc alloys	Wet grinding on SiC paper to 1000 grit	D7 D3 D1 D0.25	1007 or 31 31 31 Soft cloth	A brief second polish with alumina 3 on a soft cloth may be required. Rinse with methanol. Intermediate etching with 5% alcohol. HNO ₃ before Diaplast® D1 recommended. Use little pressure






Material	Specimen pre-machining	WINTER Diaplast® As paste or suspension	Polishing underlay	Remarks
Ore samples (of various compositions)	Diamond wheel/foil D126 or D91 or wet grinding to 1000 grit	D15 D7 D3 D1*	1007 1007 31 31*	* Whether machining with WINTER Diaplast D1 and D0.25 is necessary depends on the respective material hardness. In samples with constituents of differing hardnesses this is normally necessary.
Ceramic samples	Diamond wheel D126 Diamond foil D64 or D46	D25 D15* D7 D3 D1 D0.25**	1007 1007* 1007 31 31 Soft cloth**	* Dispensed with in samples with constituents whose hardness differences are only slight. ** Is only necessary in samples also containing softer constituents
Carbon	Saw-cut	D7 D3 D1 D0.25*	1007 31 31 Soft cloth*	* Is only necessary in soft types of carbon.

These recommendations have been compiled on the basis of our experience with common materials. Due to the large variety of alloys and material compositions, optimal results may require slight deviations from the above table in some cases. It is possible, in principle, to miss out individual grit sizes, but this mostly results in longer polishing times which may cause relief formation. Our metallographic laboratory is available for consultation in difficult cases.



Micron powder

WINTER micron powders consist of synthetic diamond, natural diamond and cBN with specific characteristics adapted to different industrial applications. The compounds are divided into the following types:

	Type	Hard material	Colour	Shape and surface
	Type M	Synthetic diamond	Greenish-yellow to pale yellow	Monocrystalline, predominantly blocky, distinct cutting edges, flat cleavage planes, defined structure
	Type R	Synthetic diamond	Greenish-grey	Monocrystalline, irregular, blocky, many cutting edges, fragile structure. This type of grit is also available with metal coating. Its designation is then RC.
	Type P	Synthetic diamond	Black to dark grey	Polycrystalline, blocky shapes, many cutting surfaces, no platelets, no needle-shaped particles
	Type N	Natural diamond	Colourless to pale grey	Monocrystalline, blocky to splintery, irregular, defined structure, many cutting edges
	Type B	cBN	Black	Monocrystalline, blocky, distinct cutting edges. This type of grit is also available with metal coating. Its designation is then BC.

Micron powders with metal coating

For special applications, the use of metal-coated micron powders has proved to be advantageous, for instance in resin bond grinding wheels. WINTER micron powders with metal coating are available in sizes 15–25 µm, 20–30 µm and 25–37 µm. Grit size relates to the size of grit excluding the metal coating.

Quality

Due to the high quality standards WINTER imposes on classification, checking and packing under clean room conditions, a consistent level of grit quality is guaranteed.

Measurement of grit size

There is no universal procedure yet for determination of grit size. The method recommended by FEPA as 'Standard for Diamond Micron Powder Sizes' provides guidelines for grit size determination but they are not universally applied. WINTER uses optical image analysis for measuring grit size. This method permits the additional determination of the form factor (ratio of width to length of the measured particles) of the grit. The results are comparable with those obtained by FEPA.

Up-to-date methods for chemical purity checking such as energy dispersive analysis (EDA) and atomic absorption spectroscopy (AAS) are also applied.


Micron powders stock programme

Designation type M [µm]	Order number	Designation type R [µm]	Order number	Designation type P [µm]	Order number
M 0.0-0.1	130003651	R 0-0.50	130003588	P SS 1-3	130008366
M 0-0.25	130003605	R 0.50-1.00	130003589	P SS 2-4	130004614
M 0-0.50	130003280	R 0.5-2	130003554	P MYPOLEX 0.0-0.25	130003860
M 0.50-1	130003281	R 1-3	130003571	P MYPOLEX 0-0.5	130003284
M 0.5-2	130003282	R 2-4	130003529	P MYPOLEX 0-1	130003285
M 1.25-3	130003722	R 2-5	130003262	P MYPOLEX 1-2	130003286
M 1-3	130003283	R 3-6	130003593	P MYPOLEX 1-3	130003287
M 1-3.5	130003480	R 3-7	130003263	P MYPOLEX 2-4	130003530
M 2-4	130003353	R 4-7	130003598	P MYPOLEX 2-5	130003288
M 2-5	130003350	R 4-8	130003580	P MYPOLEX 3-7	130003289
M 3-5	130003565	R 5-10	130003264	P MYPOLEX 5-10	130003290
M 3-7	130003351	R 6-12	130003591	P MYPOLEX 10-20	130003291
M 4-8	130003352	R 8-15	130003265	P MYPOLEX 20-30	130003292
M 5-10	130003621	R 8-25	130003268	P MYPOLEX 22-36	130003690
M 6-10	130003629	R 10-20	130003266	P MYPOLEX 25-37	130003293
M 6-12	130003622	R 15-25	130003267		
M 8-12	130003354	R 20-30	130003269		
M 8-25	130003357	R 25-37	130003270		
M 10-15	130003623	R 35-45	130003514		
M 10-20	130003355	R 40-60	130003204		
M 15-20	130003767	R 60-80	130008113		
M 15-25	130003356				
M 20-25	130003768				
M 20-30	130003358				
M 25-30	130003769				
M 25-37	130003359				
M 30-60	130003817				
M 35-45	130003360				
M 40-60	130003361				
M 45-55	130003716				
M 50-70	130003630				

Lapping tools

Manual lapping tools

WINTER manual lapping tools are used for sharpening, beveling and breaking off edges on tungsten-carbide tools directly on the machine. Resin bonded laps are used for finer cutting edges, i.e. for wood and metal mills or small cutting chisels. The metal bonded, more wear resistant laps are preferred for robust applications like larger cutting chisels or milling heads.



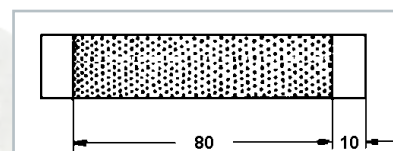

Stock programme

Shape	L	B	X	Grit size	Bond	Order number
K11C	30	9	2	D7	Resin	60157644068
				D15	Resin	66260134295
				D46	Resin	66260110338
				D64	Resin	66260107646
				D91	Resin	60157644054
BZ11C	30	9	1	D46	Bronze	66260110195
				D64	Bronze	60157644202
				D91	Bronze	60157644110
				DI26	Bronze	66260134302

Dressing tools

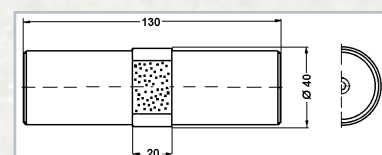
Electroplated and sintered-metal bonded dressing tools

For dressing vitrified and resin bonded diamond and cBN grinding wheels WINTER offers you suitable dressing tools. Thus electro-plated and sinter-metal bonded dressing tools are always available ex stock. Further details will be found in our catalogue No. 5 'Dressing Tools'.



Stock programme

WINTER dressing strip			
Application	Shape	Specification	Order number
For dressing resin bond diamond and cBN grinding wheels on surface grinders. If used with coolant, subsequent sharpening with WA150GV sharpening stone or WINTER stone No. 2 is required.	IS09H-80-20-8	D301 / S11	66260134287

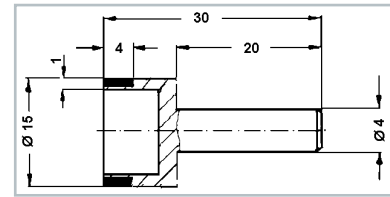


WINTER dressing cylinders			
Application	Shape	Specification	Order number
For dressing resin bond diamond and cBN grinding wheels on surface grinders. If used with coolant, subsequent sharpening with WA150GV sharpening stone or WINTER stone No. 2 is required.	IS44B-40-20	D301 / S11	60157642712 ¹⁾

¹⁾ Delivery time 5 to 6 weeks

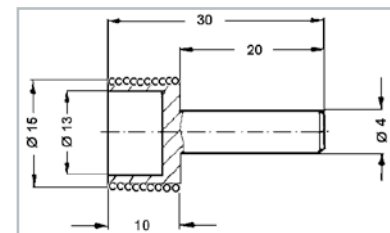
All dimensions in mm

07B Stock programme



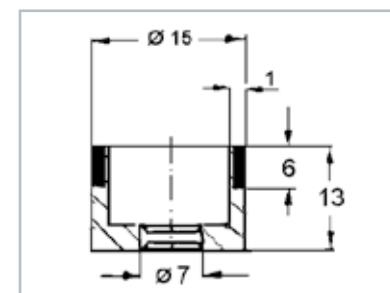
Diamond dressing pins metal bonded

Shape	D	T	X	Grit size	Bond	Concentration	Order number
4BZ07B	15	4	1	D301	BZ 387.1	C135	66260100343



Diamond dressing pins electro-plated

Shape	D	T	X	Grit size	Bond	Concentration	Order number
50S07B	15	10	4	D426	G825	S33	60157644198



6A9 Delivery programme

Diamond dressing wheels metal bonded

Shape	D	T	X	H	Grit size	Bond	Concentration	Order number
1BZ6A9	15	2	1.5	7	D213	BZ387.1	C135	66260112087 ¹⁾
2BZ6A9	15	6	1	7	D301	BZ387	C135	66260379145 ¹⁾

¹⁾ Delivery time 5 to 6 weeks

Application
For dressing vitrified bonded cBN grinding wheels

All dimensions in mm

Please feel free to contact our sales engineers at any time. Contact details can be found on the last page.

Stationary dressing tools

Examples of stationary dressers

Please refer to our Catalogue No. 5 'Dressing Tools' for our comprehensive product range of stationary dressers

Diamond Fliesen® Tools

Universal dressing tool for profiling and straight dressing.

Diamond Fliesen® are characterized by consistent behaviour throughout their service life.

Specification	Grit size Fliese®	Dimensions		Order number
		Diamond section	Fliese®	
TFAS90-20-15-33 D711 T645-J3 E Furioso	D711/J3	20 × 15	20.5 × 33	60157693885 ¹⁾
TFAS90-20-15-33 D711 T645 E	D711	20 × 15	20.5 × 33	69014185720 ²⁾

¹⁾ For grinding wheels such as Quantum, Vortex (SG, TG, XG, ES, special corundum etc.), of grit size 80 - 120

²⁾ For grinding wheels made of fused alumina abrasives, grit size 80 - 120

Igel® / pro-dress®

A robust dressing tool for straight dressing of peripheral and plane surfaces.

Igel® are easy to handle and very economical in use. Their main advantage is higher dressing feed speeds.

Specification	ct	Dimensions		Grit size Igel®	Order number
		Diamond section	Holder		
HIG3.5-8-11-MK1-40 D711 H710	3.5	Ø 8 × 11	MK1 × 40	D711	66260195960 ³⁾

³⁾ For grinding wheels made of fused alumina abrasives, grit size 60 - 80

Pro-dress® is of similar design to Igel®. Its area of application is straight dressing peripheral and plane surfaces with fine and finest grinding wheel grit sizes. The low cutting pressure makes this dressing tool ideally suited for OD grinding and surface grinding.

Profile diamond tools

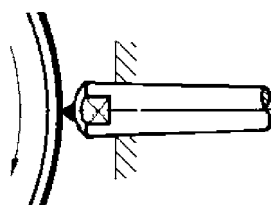
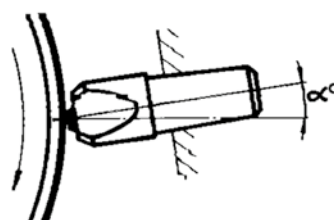
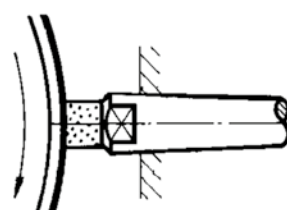
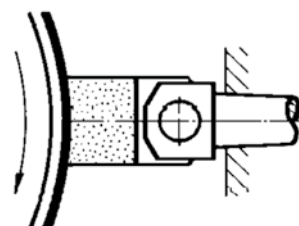
Profile diamonds are tools which have to meet highest demands. These tools are used in areas where highest profile accuracy is required.

Specification	ct	Dimensions				Order number
		α	R	Length	Diameter	
40/250 L	0.33	40°	0.250	45.5	Ø 9.52	66260339381

Single point dressing tools

Single point dressing tools are suitable for straight grinding wheels and simple profiles. Depending on quality, the diamonds have several usable points which can be rotated. This is not possible for single-use diamonds with only one point.


Specification	Diamond quality	ct	Working points	Holder	Order number
LEA-1-VATOM-MK1-40	Vatom	1	3	MK1 × 40	66260382005



All dimensions in mm

WINTER dressing device

With rotating SiC grinding wheel (centrifugal clutch) for dressing diamond and cBN grinding wheels, complete with one wheel each of 37 C60-MV and 39 C802-15V.
Order no. 66260195821



Replacement grinding wheels	For grit sizes	Order number
37C46-N5VS	D91 to D181	69936679412
39C60-MV	D64 to D126	66253051624
39C802-IV	≤ D64	66253052726
Accessories	1 set consisting of: 3 clutch segments, 3 springs and 3 screws	66260274670

Only use dry; subsequent sharpening with WINTER stone previously soaked in water only as necessary.

Cleaning and sharpening stones for diamond and cBN grinding wheels

Cleaning and sharpening stones	WINTER SAINT-GOBAIN	Order number
WINTER stone No. 1AW (100×20×20)	White corundum, vitrified bonded, 360 mesh Sharpening of resin bonded grinding wheels Grit size < D46	66260395639
WINTER stone No. 2 (100×24×13)	White corundum, vitrified bonded, 180 mesh Sharpening of resin bonded and metal bonded grinding and cutting wheels Grit size ≥ D46	66260195816
WINTER stone No. 3 (100×40×15)	Silicon carbide, rubber-bonded, 80 mesh Cleaning and sharpening of electro-plated and vitrified bonded grinding wheels and pins	66260195817
WINTER stone No. 3A (80×15×10)	see WINTER stone No. 3	66260389357
WINTER stone No. 3B (100×50×25)	see WINTER stone No. 3	66260386167
WINTER stone No. 4 (90×70×20)	Ruby alumina, vitrified bonded, 60 mesh Sharpening of metal bonded grinding wheels Grit size ≥ D251	60157642665
WINTER stone No. 5 (100×50×25)	see WINTER stone No. 2	66260389054

Cleaning and sharpening stones	flexovit	Order number
Stone WA150GV (25×25×150)	Cleaning and sharpening of vitrified and resin bonded grinding wheels ≥ D54 Recommended for sharpening Q-Flute ²	69936621643
Stone WA220GV (25×25×150)	Cleaning and sharpening of vitrified and resin bonded grinding wheels	69936621630
Stone WA320GV (25×25×150)	Cleaning and sharpening of vitrified and resin bonded grinding wheels ≤ D46	69936651380

All dimensions in mm

Please feel free to contact our sales engineers at any time. Contact details can be found on the last page.

Compendium

The WINTER brand represents over 160 years of heritage and grinding experience. Many companies worldwide involved in industrial production benefit from this expertise.

We know our customers' requirements and help you with our technological expertise and competence. This way, your grinding process becomes more effective and profitable.



Service

Competition is keen, and cost pressures are acute. To improve productivity and technical capability, you need a supplier who co-operates efficiently. WINTER not only provides high performance grinding tools but can also assist in analysing your processes, to identify the best solution, and then to implement it together with you.

Advice

Our field service engineers and customer service team are here to help, and can offer advice on all WINTER products and grinding processes. Together with product management and our application engineering team, customised solutions will be found which meet your needs.

Product Development

WINTER, as the grinding industry's technology leader, invests heavily in Research and Development. Basic research supports new customer-specific product and application developments at our global Technology Centres. Our EGTC (European Grinding Technology Centre) with the R&D Department in Norderstedt, closely co-operate with our Research and Technology Centres in the USA, France and China.

Process Optimisation

At our EGTC (European Grinding Technology Centre), we can evaluate your grinding processes using sophisticated sensing and measurement systems which you may not have access to. So we can demonstrate improvements to your process without interrupting your production. On your factory floor, our application and development engineers continue to support you. Our dedicated specialists are expert in the field of complex grinding systems, and can advise on new production strategies with the help of innovative process diagnostic technology. The result for customers is a fine-tuned production process, and optimised day-to-day operations.

Training and Continuing Education

We offer regular seminars on current issues and developments at our European Grinding Technology Centre (EGTC) in Norderstedt. Economic and advanced production processes are reviewed with top-class experts from different parts of the industry. We invite internal and external consultants on specific subjects to comment on the technological state-of-the-art and development trends.

Ask your field salesman for the latest calendar of scheduled seminars and get yourself registered.

Specific training programmes can also be arranged according to your individual requirements.

Just contact us - we will gladly make an offer that meets your needs.

WINTER offers seminars on topics such as:

- Tool Grinding Technology Forum (expert panel discussion)
- Grinding (basic training)
- Grinding fluids (focused technology review)
- Dressing technology (focused review)



Field Instrumentation System (FIS)

Optimise your production process

Have us make a **FIS process analysis** and optimise your production process: field instrumentation system is a portable system to monitor and measure your grinding process. Exact and comparable data is obtained and can contribute to increase your performance:

- Process optimisation, reduction of cycle time
- Prolongation of tool life time
- Machine and process studies
- Analytical determination and benchmarking

Give it a try!



MDress - Mobile Dressing Unit

For better grinding results

Almost every CNC grinding machine can be upgraded by MDress, the mobile rotary diamond dressing unit. Using MDress ensures highly precise reconditioning of grinding wheel profiles. The grinding wheel achieves its ultimate axial and radial running truth directly on the main spindle. Our customers are enabled to test, for example, vitrified bonded grinding wheels, on the CNC grinding machine and obtain a more economic grinding result.

Our application engineers will give you support, to demonstrate an optimised dressing process with the MDress dressing system on your machine at your premises.

Just contact us.



RFID – Radio Frequency Identification

This technology makes it possible to transfer stored data from the grinding wheel to the grinding machine. The advantages are

The increased level of transparency

- Integrated tool-life monitoring
- Automated scanning and storage of tool use

Shorter set-up times

- Direct access to grinding wheel data by the machine control system
- Elimination of operator error in manual recording and entry of data

Improved profitability

- Reduced machine downtime by automatic data transfer between machine and grinding wheel



Glossary

For your reference: a short explanation of grinding terms

Bonds

To meet the challenges of the wide diversity of grinding applications, it is inevitable that a wide range of bond systems is required. Bonds are categorised according to the fundamental material type used, and many variations exist within each type.

Resin Bond Systems

These are based on either phenolic or polyimide resins, usually together with added fillers, as well as the abrasive grains. Resin bonds are at the lower end of the hardness scale, and are used in a wide range of applications due to their fast and cool grinding behaviour.

Sintered Metal Bonds

Most metal bonds are based on bronze, although harder systems may be based on steel or even hardmetal. Sintered bronze bonds are relatively soft and at their softest can overlap the hardest resin bonds. Steel and hardmetal bonds are more wear resistant, so therefore act harder and grip the abrasive grains more strongly, leading to longer tool life, although the abrasive can sometimes appear blunt.

Metal bonded grinding wheels generally grind more slowly, in most applications acting harder, and more grinding heat is developed than in resin bonded wheels. However, metal bonds can also readily dissipate heat, which also impacts the grinding process. Metal bonds are ideal for grinding wheels with sharp edge profiles, and for machining abrasive materials that would otherwise wear the bond. Furthermore, metal bonds are shock-resistant, and are suitable for very aggressive operating conditions. Metal bonds are mostly used in wet grinding. Special variants are crushable, brittle metal bonds that can be dressed on the machine in a special crushing process. These bonds are especially useful in creep feed grinding.

Electroplated Bonds

In this bond system, the metal bond is deposited electrolytically onto a bronze or steel body. The grit is tenaciously anchored by the bond, and grain tips can protrude from the bond layer by 30 - 50 % of the grain diameter. This leads to a grinding layer with a very high material-removal-rate capability. However, only the outermost grain layer acts in this way, which is why these tools are mainly designed in single-layer versions. Such single layer bond systems are suitable for profiled wheel bodies of all kinds; profile accuracy is dependent on the grit size specified.

Vitrified Bonds

Vitrified bonds are based on fusible glasses combined with fillers and the abrasive grains. While resin and metal bonds are generally fully dense, vitrified bonds are usually produced with a defined porosity, and are available in different hardness levels. This variation in porosity and hardness is analogous to the vitrified bonds of conventional grinding wheels. The main features of vitrified bonds are:

- Good dressability and profileability
- Free-cutting due to the porosity and self sharpening behaviour
- Fluid availability, due to porosity, in the grinding zone allows cool grinding at low grinding forces
- High cutting speeds and material removal rates are possible.

Concentration

According to the WINTER system, the concentration value defines the volume fraction of diamond or cBN in the abrasive layer as follows:

Diamond			cBN		
Concentration	Carat / cm ³	Volume %	Concentration	Carat / cm ³	Volume %
C50	2,2	12,5	V120	2,09	12
C75	3,3	18,75	V180	3,13	18
C100	4,4	25	V240	4,18	24
C125	5,5	31,25	V300	5,22	30

These definitions are not applicable for single layer electroplated tools.

Conditioning

Conditioning of a grinding wheel consists of dressing and cleaning:

Dressing		Cleaning
Profiling	Sharpening	
Influences macrostructure	Influences microstructure	Influences microstructure
Produces concentricity and grinding wheel profile	Generates topography and grain exposure by eroding the bond	Removes chips from chip space
Need: Shape or re-shape the wheel surface	Need: Create grit protrusion	Need: No change in the surface

Cubic Boron Nitride (cBN)

Boron nitride is found in two structural modifications: Cubic boron nitride (cBN) has the zinc-blende crystal structure equivalent to diamond, and has a hardness just a little below that of diamond. The graphite-like hexagonal modification of boron nitride (hBN) is soft and is used as a lubricant.

Compared to diamond, cBN has technological and economic advantages when grinding materials having a chemical affinity to carbon, such as steels and ferrous alloys. Applications for cBN are becoming increasingly economic, and cBN grinding of workpieces with hardness as low as 50 HRC have been demonstrated.

Diamond

Diamond is one of the three carbon modifications (the others are graphite and the fullerenes) and, with a Moh's hardness of 10, diamond is the hardest material known. The grinding (Rosiwal) hardness is 140 times higher than that of alumina. Because of its hardness and wear resistance, diamond is used for grinding hard, brittle and short-chipping materials. Examples are tungsten carbide, glass, ceramics, quartz, semiconductor materials, graphite and wear-resistant thermal spray alloys as well as hard-facing alloys, plastics with glass fiber reinforcement, and other difficult to machine materials. Both natural and synthetic diamonds are used in industrial applications.

- **Natural diamond:** these diamonds were created in the earth's mantle under high pressure and temperature (1200 - 1400°C). Both single crystals (octahedrons, triangles...) and crushed grit (boart) are used in industrial diamond tools
- **Synthetic diamond:** synthetic diamond grits are formed in presses in a very high pressure/high temperature (HP/HT) process, at up to 60000 bar and 1500°C, using a variety of solvent/catalyst materials which help to convert graphite into diamond.
- **MCD:** large synthetic diamonds that are produced in a HP/HT process similar to synthetic diamond grit.
- **PCD:** polycrystalline diamond pieces formed by sintering micronized diamond particles together with a binder under HP/HT conditions.
- **CVD:** these diamonds are manufactured by gas phase deposition (methane, hydrogen) at low pressure using a vacuum system.

Direction of Rotation Indicator

Resin and metal bond diamond and cBN grinding wheels always show an indicator for the direction of rotation. At the end of the production chain of a multilayer grinding wheel is the profiling and sharpening process. In the sharpening process, a bond tail is formed behind each of the active abrasive grains. This bond tail supports the grain and prevents the grain from untimely fracture. If the wheel is mounted the wrong way round, this bond tail would precede the grains during cutting, which would lead to lower chip-space, increased grinding pressure, and early grain fracture. Therefore, it is important to adhere to the rotational direction shown by the indication arrow or to re-sharpen the grinding wheel before use, if you chose to change the direction of rotation.

Dressing = Truing + Sharpening

It is necessary to distinguish between the key wheel preparation steps of truing, sharpening and cleaning of the grinding wheel surface.

Dressing describes the processes of truing and sharpening a grinding wheel. When grinding with conventional alumina or silicon carbide wheels, "dressing" is the combined process of truing and sharpening. However, for superabrasive grinding wheels containing either diamond or cBN abrasives in a resin or metal bond, after truing, a separate sharpening step is usually required to remove some of the bond material and expose the grains. In addition, the grinding wheel surface must be cleaned (Dressing + Cleaning = Reconditioning) periodically. The dressing interval depends upon the grinding process parameters being used, and the type of workpiece material being ground.

Grinding wheel truing generates the correct geometric shape, develops the necessary concentricity, and also removes any surface contamination. In so doing, worn blunted grains are either removed or resharpened, and fresh grains are exposed. To achieve optimum results, dressing tools, dressing parameters and dressing strategy must be finely tuned to the grinding wheel and grinding process. Therefore, different tools and methods are used, such as either alumina-based or SiC sharpening stones, SiC grinding wheels, the WINTER brake-dressing device, CNC rotary dressers, diamond dressing sticks, rotary profile dressers, etc.

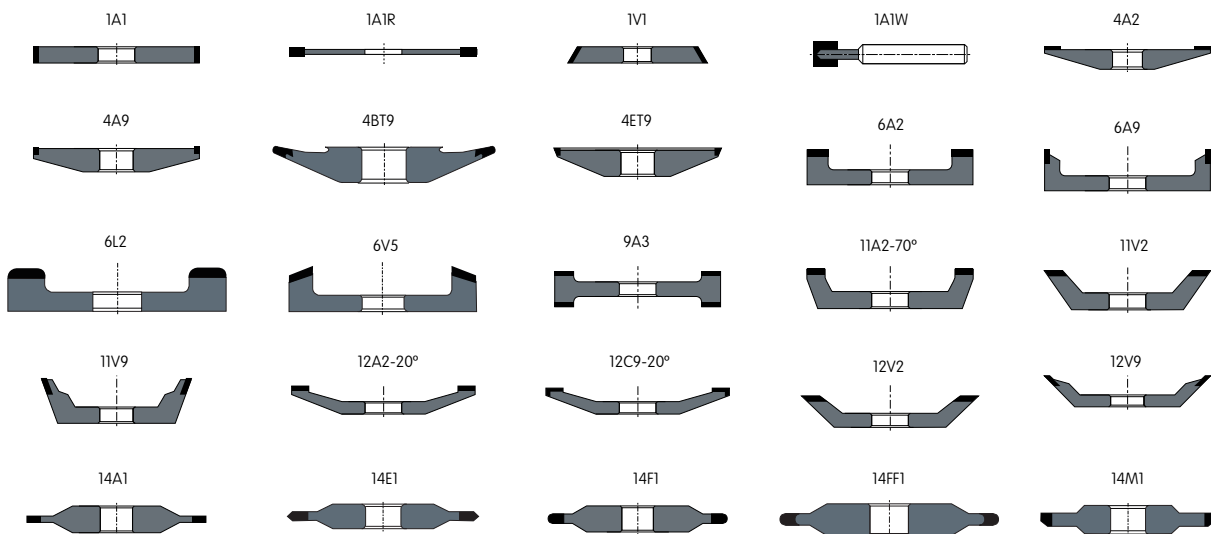
Our engineers can offer advice to help you chose the best method for your application.

FEPA

The Federation of European Producers of Abrasives (FEPA) is a non-profit European organisation which publishes safety guidelines and standards for conventional and superabrasive (diamond and cBN) grinding tools as well as loose abrasive grain (see grit sizes). It also provides standards for the most common grinding wheel shapes and dimensions.

FEPA-Shapes

These drawings show the most important grinding wheel geometries:



Grinding

According to DIN 8589, grinding is defined as material removal using geometrically undefined cutting edges. All grinding wheels with either diamond or cubic boron nitride (cBN) are grinding tools according DIN 8589. The "cutting edges" are composed of the diamond or cBN grit.

Grinding Ratio (G-Ratio)

The grinding-ratio is calculated as a ratio of the ground workpiece volume V_w to the wheel wear volume V_s .

Grinding Wheel Bodies

The body of a grinding wheel provides the static and dynamic stiffness to the tool. Dependent on the kind of grinding layer, it may consist of aluminium, filled resin, brass, steel or ceramics. The body significantly influences the vibration behaviour and the thermal conductivity of the grinding wheel; the following table shows examples for superabrasive grinding wheel bodies.

Body material type	Label	Vibration Absorption	Heat Transmission	Mechanical Stiffness
Resin with metal fillers	H	medium	sufficient	good
Resin with non-metallic fillers	B or D	good	bad	satisfactory (not sufficient with thin-walled bodies)
Aluminium	A	bad	good	very good
Steel	E	bad	satisfactory	very good
Copper	C	bad	very good	very good
Composite material	CFK	good	bad	good

Grit Sizes

The sieve-sizes for diamond and cBN range according to FEPA standards (also ISO 6106) and are shown in the following table. As abrasives always contain a range of grit sizes, the values given for average grit sizes and particles per carat are approximations. D-prefix indicates diamond, while B-prefix refers to cBN.

FEPA grit size D or B	Standard [Mesh]	Average Grit Size [µm]	Particles per ct
1181	16/18	1100	60
1001	18/20	930	100
851	20/25	780	160
711	25/30	660	270
601	30/35	555	450
501	35/40	465	760
426	40/45	395	1200
356	45/50	330	2100
301	50/60	280	3500
251	60/70	233	6000
213	70/80	197	10000
181	80/100	167	16000
151	100/120	140	28000
126	120/140	118	46000
107	140/170	99	80000
91	170/200	83	135000
76	200/230	72	200000
64	230/270	63	300000
54	270/325	55	460000
46	325/400	47	750000
39	400/500	38	1400000
33	500/600	33	2100000

WINTER has its own classification for fine and microgrit sizes. FEPA standards are similar (M 63...M1.0).

WINTER diamond classification	Grit size [µm]
D 25	40 - 60
D 20 C	34 - 45
D 20 B	25 - 37
D 20 A	20 - 30
D 15	8 - 25
D 15 C	15 - 25

WINTER diamond classification	Grit size [µm]
D 15 B	10 - 20
D 15 A	8 - 15
D 10	6 - 10
D 7	5 - 10
D 5	3 - 7
D 3	2 - 5
D 1	0,5 - 2
D 0,7	0 - 1
D 0,25	0 - 0,5

Hardness of Abrasives

The hardness value of a material is generally influenced by the method of measurement. Different measuring methods and equipment result in different scales and units which cannot easily be compared. Thus several scales exist, for example:

Moh's hardness: abrasion behaviour (measure of scratch resistance)

Rosiwal hardness: stock removal behaviour (measure of resistance to stock removal)

Vicker's Microhardness: indentation behaviour (resistance to penetration)

In the following table, different hardness values for abrasives are given and compared to some reference materials:

Material	Moh's Hardness	Rosiwal Hardness	Vickers Microhardness (HV)
Diamond	10	140,000	10,000
cBN	9,9		9,000
Silicon carbide	9,6		2,600
Corundum	9	1.000	2,060
Quarz	7	120	1,120
Manganese	5	6.5	540
Gypsum	2	1.25	36
Talc	1	0.03	2.6

Diamond's stock removal resistance (Rosiwal hardness) is 140 times higher than corundum (alumina), even though its penetration hardness (Vickers) is only 5 times higher.

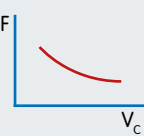
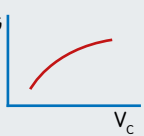
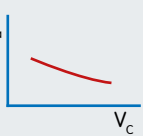
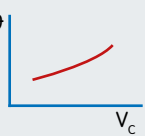
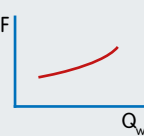
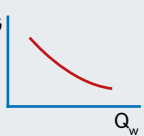
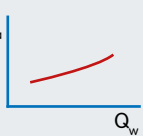
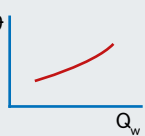
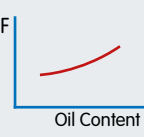
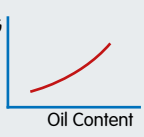
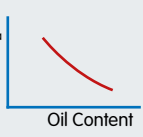
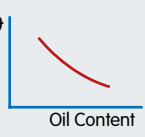
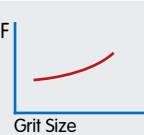



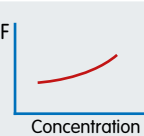
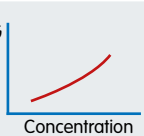
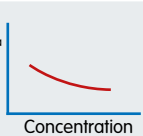
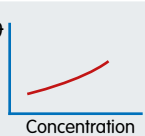
Material Removal Rate

The material removal rate, MRR or Q_w , is expressed in mm^3/s and defines the volume of workpiece material ground per unit time (second).

The specific material removal rate, MRR' or Q'_w , refers to the removal rate per millimetre of wheel contact width and is expressed in units of $[\text{mm}^3/(\text{s} \cdot \text{mm})]$.

Parameters influencing Grinding Results

The table shows some correlations between process variables and the grinding results.

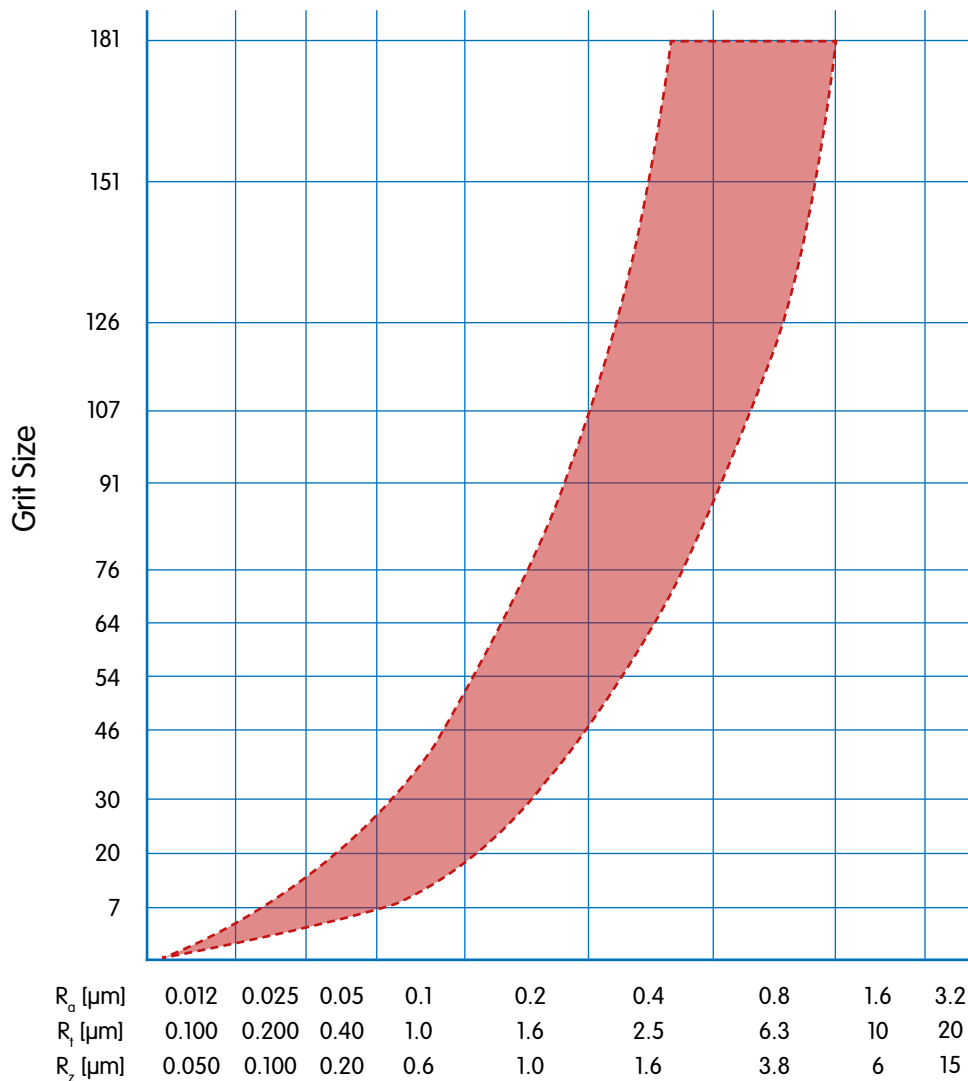
Influencing Parameters \ Appraisal criterion		Cutting Force F $F = f(\dots)$	Grinding Ratio G $G = f(\dots)$	Roughness R_a $R_a = f(\dots)$	Temperature ϑ $\vartheta = f(\dots)$
Machine- and Operation Parameters	Cutting Speed v_c (m/s)				
	Material Removal Rate Q_w (mm^3/s)				
	Coolant (Oil Content)				
Grinding Wheel	Grit Size (μm)				
	Concentration (Carat/cm^3)				

Roughness

The surface roughness of a ground workpiece is influenced by many diverse parameters:

- Grit size of abrasive grain
- Concentration of abrasive grain
- Specification of bond system
- Type and hardness of work piece
- Grinding process
- Grinding parameters
- Dressing parameters

A general and qualitative correlation between grit size and surface roughness is shown below:



Specification

The specification is the general description of the grinding tool and contains all relevant information concerning the product's features. In general, the specification always contains the following details:

Example:

11V9	100-2-10-20	D126	K+888R	C75	A
Shape	Dimension	Grit Size	Bond	Concentration	Body Material

Furthermore, the specification can contain additional information regarding drawing index, production method, structure, and other details.

Superabrasives

Diamond and cubic boron nitride are the hardest materials existing in industry today, according to the current state of knowledge. The levels of hardness of diamond and cBN are significantly higher than those of conventional abrasives like alumina (corundum) and silicon carbide (see hardness).

Wear effects on diamond and cBN

The hardness of an abrasive grit type alone is not sufficient to determine the grinding tool's grinding behaviour. Diamond and cBN grains can wear in many ways, causing different effects.

Primarily, there are two main types of wear.

Mechanical wear:

Abrasion, micro-chipping of cutting edges, grit macrofracture, and breakout of grain from the bond.

Chemical and thermal wear

Carbon diffusion, graphitization, oxidation, and reaction with grinding fluids.

Diamond not only reacts with iron (above a certain threshold temperature), but also with chromium, vanadium and tungsten. cBN does not show chemical reaction with iron or other metals.

Therefore, cBN has proven to give better tool performance when machining, for example, high speed steel, although it is not as hard as diamond.

An outward sign of the occurrence of thermo-chemical wear is the rapid appearance of wear flats on the grains, when no grain chipping from mechanical wear is present.

Index

- 37 – see page 37 in this catalogue
- C1 – see catalogue No. 1 “Automotive, Turbines, Bearings”
- C3 – see catalogue No. 3 “Flat and Crystal Glass”
- C4 – see catalogue No. 4 “Electronics and Photovoltaics, Optics, Ceramics & Composites”
- C5 – see catalogue No. 5 “Dressing Tools”
- C6 – see catalogue No. 6 “Standard Catalogue”

A

Acoustic emission system (AE signal).....	C5
Actual surface roughness, influencing parameters for profile rotary dresser	C5
Advice	180

B

Ball track	C1
Band saws	
- with diamonds	C4
- machining of	60, 82
Bearings	C1
Beveling.....	C3
Beveling profile grinding wheel	C4
Blade dresser (Fliesen)	C5
Brake pads.....	C1

C

Cage window	C1
Cam bore.....	C1
Camshaft	C1
cBN (cubic boron nitride).....	183
Center bearing.....	C1
Centering and bevelling wheels single part design	C4
Centering wheels	
- with adaptor part	C4
- without adaptor part.....	C4
Centering, technical notes	C4

Check sheet for	
CNC-controlled dressing tools	C5
making a diamond dressing gear	
for generation grinding	C5
making a diamond dressing gear	
for honing and continuous profile grinding	C5
profile dressing tools	C5
Chip breaking flute grinding	78
Circular knife grinding	103
Clearance angle, grinding of	39
CNC-controlled dressing tools (SG, TS, PCD/ CVD/MCD), SD, UZ, DDS)	C5
Composites, grinding tools for.....	C4
Concave generating tools and rounding tools	C4
Concentration	183
Con-rods	C1
Constant velocity joint.....	C1
Continuous generation grinding.....	C5
Coordinate grinding	130, 137, 139, 146-147
Core drill with counter sink.....	C3
Counter-direction	C5
Crankshaft	C1
Crushable bond.....	59, 182
Crystal glass	C3
Cubic boron nitride	183
Cup-wheels	
- for spherical, aspherical and toric surfaces	C4
- for surface grinding.....	C4
- body dimensions and machine, connections for.....	C4
- technical notes	C4
Cut-off	C4
Cut-off wheels	148-153, C3

Cut-off wheels	
- cBN.....	C4
- diamond.....	C4
- for optical glass.....	C4
CVD rotary dresser.....	C5
Cylinder liners.....	C1

D

DDS rotary dresser.....	C5
Decor grinding.....	C3
Design and tolerances for diamond roller dresser.....	C5
Diamond.....	183f
Diamond blades	
- with natural grain.....	C5
- with natural needles.....	C5
- with synthetic CVD and MCD needles.....	C5
Diamond cut-off wheels for optical glass.....	C4
Diamond Dressing System (DDS).....	C5
Diamond	
- files.....	154-157
- grit size and dwell revolution.....	C5
- hollow drills.....	C4
- lapping media.....	172
- pastes.....	162-169
- polishing media.....	162-169
- profile dresser (UZ, TS, SG).....	C5
- saw blades.....	C4
- suspension.....	162-169
- wire.....	C4
Direction of Rotation Indicator.....	184
Double disk grinding (inserts).....	88-89
Double taper disk and roller dresser (HP und VU).....	C5
Dressing.....	184
Dressing cylinder.....	174, C5, C6
Dressing of vitrified bonded cBN grinding wheels,	
- SD rotary dresser.....	C5
- SG rotary dresser.....	C5
- TS rotary dresser.....	C5
Dressing of conventional grinding wheels	
- SD rotary dresser.....	C5
- SG rotary dresser.....	C5
- stationary dresser.....	C5

- TS rotary dresser.....	C5
- UZ rotary dresser.....	C5
Dressing of grinding wheels made of	
ceramic grains.....	C5
- CVD/MCD rotary dresser.....	C5
- stationary dresser.....	C5
Dressing of vitrified bonded diamond and cBN grinding wheels.....	C5
Dressing parameters.....	C5
Dressing pins.....	175, C5, C6
Dressing sticks.....	C5, C6
Dressing tools	
- WINTER cleaning and sharpening stones.....	177, C5
- for machining gear components.....	C5
- for vitrified bonded grinding tools.....	C5
- resin bonded grinding tools.....	C5
Dressing unit.....	177, 181, C5, C6
Drilling.....	C4
Drills, Machining of.....	18-56, 59
Dry grinding (re-sharpening).....	45-55

E

Edge Grinding.....	C4
Electroplated diamond wire.....	C4
Electroplated bonds.....	182
End Mill, machining of.....	18-56, 59

F

Face grinding (tungsten carbide saw blade).....	63-67
Faces of gear shaft.....	C1
FEPA.....	184
Ferrites and magnetic materials,	
grinding tools for.....	C4
Field Instrumentation System (FIS).....	181
Files.....	154-157
Finishing with pellets.....	C4
Fire-proof glass.....	C3
FIS (Field Instrumentation System).....	181
Flank grinding (tungsten carbide saw blade) ...	62, 74-76
Flat belt.....	C1
Flat grinding.....	102-104, 120-123, C4
Flat knife grinding.....	102-104

Flute grinding	18-33
Fuel injection system	C1
Full profile rotary dresser (VU)	C5

G

Gashing	18, 34-38
Gear shaft	C1
Gemstones, grinding tools for	C4
Glass edge,	
- CNC machines	C3
- C-profile	C3
- Straight profile	C3
- Trapezoid profile	C3

H

Hand dresser	C5
Hardness of abrasives	187
Hob grinding	109, 116
Hollow drill, machining of glass	C3
Hollow glass	C3
Hollow tooth grinding	62, 77, 131-132
Honing processes, dressing tools for	C5
Hydraulic Cam Follower	C1

I

ID grinding	124-144, C4
ID saw blades	C4
Igel	C5
Infeed, a_{ed} , when dressing with	
rotary profile dressers	C5
Infeed, a_{ed} , when dressing with	
stationary dresser and CNC-	
controlled rotary dresser	C5
Infiltrated rotary dresser	C5
Influencing parameters	188
Ingot grinding	C4
Injection needle	C1
Insert*	87, 90-92
Inserts,	
- machining of	84-99

- peripheral grinding	90-91
- profiling	92
- top and bottom grinding	88-89

J

Jig grinding	130, 137, 139, 146-147
Journals	K1

K

Knife grinding	100-106
----------------------	---------

L

Laminated safety glass	C3
Lapping and polishing	C4
Lapping media	172
Level*	85-89
Linear glass edges, machining of	C3

M

Machine requirements for dressing with	
diamond profile rotary dresser	C5
Material removal rate (MRR)	188
Maxi programme	120-123
MCD rotary dresser	C5
Mdress - a mobile dressing unit	181
Micron grit sizes	170-171, 186
micro+ grinding wheels	28-29
Mould-and-die industry	118-177
Mounting and demounting of profile	
roller dresser	C5
MSL™	C1

N

Notch grinding	C4
Notes for tool selection, stationary dresser	C5
Nozzle body	C1

O

OD grinding	120-123, C4
OD grinding (Ingot)	C4
One start dressing sets (HP)	C5
Overlap ratio U_d for stationary and CNC-controlled rotary dressing tools	C5

P

Parameter influencing grinding results	188
PCBN machining	94-97
PCD grinding	94-97
PCD, CVD, MCD rotary dresser	C5
PCX	96-97
Pellets, - finishing with... ..	C4
- technical notes for application of	C4
Peripheral grinding (inserts)	90-91
Plastics, grinding tools for	C4
Polishing	162-169, C4
Polishing pastes	162-169
Process analysis	C5
Process optimization	180
ProCurve	80-81
Pro-dress®	C5
Product development	180
Profile diamonds, ground	C5
Profile grinding	35, 55-56, 92, 102, 105-106
Profile grinding, dressing tools for	C5
Profile knives, machining of	102, 105-106
Profiling (inserts)	92

Q

Q-Flute grinding wheels	20-26, 37, 92
$Q'w$ =Specific MRR (Specific Material Removal Rate) ...	188

R

Races	C1
Radio Frequency Identification (RFID)	181
Refractory, grinding tools for	C4
Re-sharpening grinding tools	45-55

Resin bonds	182
RFID (Radio Frequency Identification)	181
Rim machining	C3
Rolling elements	C1
Rondist	C5
Rotation direction indicator	184
Roughing mill (knurled profile)	59
Roughness, parameter	189

S

Safety glass	C3
Saw blade - (HSS), machining of	80-81
- (Stellite), machining of	79
- (tungsten carbide), machining of	62-67
SD rotary dresser	C5
SG rotary dresser	C5
Shank tools, - glass industry	C3
- machining of	16-59
Shapes (grinding wheel geometries)	6-7
Sharpening sticks - for advanced materials	C4
- for glass industry	C3
Sharpening tools	177, 184
Single Point dressing diamonds - with synthetic needle	C5
- unground	C5
Single pointer unground, disposable	C5
Single taper disk (HP)	C5
Sintered materials, grinding tools for	C4
Sintered metal bonds	182
Specification of grinding wheel	190
Speed ratio qd' for rotary dresser	C5
Spherical surfaces, cup-wheels for	C4
Stock programme	C6
Superabrasives	190
Surface grinding	C4
- cup-wheels for	C4
- optical glass	C4
Surface roughness, parameter	189
Suspensions	162-169

T

Technical ceramics, grinding tools for	C4
Technical glasses, grinding tools for	C4
Technical notes, machining of glass	C3
Tiger grinding wheels.....	63-65
Tooth flank honing	C5
Top grinding (tungsten carbide saw blade)	68-73, 79
Top and bottom grinding (inserts).....	88-89
Toric surfaces, Cup-wheels for.....	C4
Training	180
Trapezoid profile, glass machining.....	C3
Trouble shooting rotary dresser.....	C5
TS rotary dresser.....	C5
Turbine blades	C1
Turbine casing	C1

U

Uni-direction	C5
UZ-rotary dresser	C5


V

Valve.....	C1
Vitrified bonds.....	182
V-Pro.....	34-36, 39-41


W

Wear effects on diamond and cBN	190
WINTER stone	177

Catalogue No. 1: Automotive, Turbines, Bearings
WINTER Diamond and cBN Tools for the Automotive, Turbine and Bearing Industries



Catalogue No. 2: Tools
WINTER Diamond and cBN Tools for the Tools Industry



Catalogue No. 3: Flat and Crystal Glass
WINTER Diamond Tools for Machining Flat and Crystal Glass



Catalogue No. 4: Electronics, Photovoltaics, Optics, Ceramics and Composites
WINTER Diamond and cBN Tools for the Electronic and Photovoltaic Industries, for Machining Optical Glass, Ceramics & Composites



Catalogue No. 5: Dressing Tools
WINTER Diamond Tools for Dressing of Grinding Tools



Catalogue No. 6: Standard Catalogue
WINTER Stock Programme for Diamond and cBN Tools



WINTER
Facts

Shank
tools

Saws

Inserts

PCD
PCBN

Knives

Milling
cutters

Mould
and die

Service
Glossary
Contact

Thank you to Tom, who had his photo taken for our front cover.
Tom's mother works in our shipping department.

Contact

Whom to ask first? Who is my nearest contact person? Where can I get quick and easy help on grinding tools and grinding processes?

For your inquiries please ask you sales engineer:

WINTER

Saint-Gobain Diamantwerkzeuge GmbH & Co. KG
Schützenwall 13-17
D-22844 Norderstedt

Telefon: +49 - (0)40 - 52 58 0
Fax: +49 - (0)40 - 52 58 215
E-Mail: info.winter@saint-gobain.com

www.winter-superabrasives.com

WINTER
Facts

Shank
tools

Saws

Inserts

PCD
PCBN

Knives

Milling
cutters

Mould
and die

Service
Glossary
Contact

SAINT-GOBAIN ABRASIVES N.V.
HEIDE 10
B-1780 WEMMEL
BELGIUM
TEL: +32 2 267 21 00
FAX: +32 2 267 84 24

SAINT-GOBAIN ABRASIVES, S.R.O.
VINOHRADSKÁ 184
130 52 PRAHA 3
CZECH REPUBLIC
TEL: +420 267 132 256
FAX: +420 267 132 021

SAINT-GOBAIN ABRASIVES A/S
KORSKILDEENG 5
DK-2670 GREVE
DENMARK
TEL: +45 467 552 44
FAX: +45 467 550 60

SAINT-GOBAIN ABRASIFS
JUMEIRA LAKE TOWERS
FREE ZONE
CLUSTER C
FORTUNE TOWER, OFFICE 2106
PO BOX 643706
DUBAI, U.A.E
UNITED ARAB EMIRATES
TEL: +971 4 43 15 154
FAX: +971 4 43 15 434

SAINT-GOBAIN ABRASIFS
RUE DE L'AMBASSADEUR - B.P.8
78 702 CONFLANS CEDEX
FRANCE
TEL: +33 (0)1 34 90 40 00
FAX: +33 (0)1 39 19 89 56

SAINT-GOBAIN DIAMANTWERKZEUGE
GMBH & CO. KG
SCHÜTZENWALL 13-17
D-22844 NORDERSTEDT
GERMANY
TEL: + 49 40 5258-0
FAX: +49 40 5258-215

SAINT-GOBAIN ABRASIVES KFT
1225 BP. BANYALÉG U. 60/B
H-1225 BUDAPEST
HUNGARY
TEL: +36 1 371 22 50
FAX: +36 1 371 22 55

SAINT-GOBAIN ABRASIVI S.P.A.
VIA PER CESANO BOSCONI 4
I-20094 CORSICO MILANO
ITALY
TEL: +39 024 4851
FAX: +39 024 478 266
SAINT-GOBAIN ABRASIVES S.A.
190 RUE J.F. KENNEDY
GRAND DUCHE DE LUXEMBOURG
L-4930 BASCHARAGE
TEL: +352 50 40 11
FAX: +352 50 16 33
NO. VERT (FRANCE) 0800 906 903

SAINT-GOBAIN ABRASIFS, S.A.
2 ALLÉE DES FIGUIERS
AÏN SEBAË - CASABLANCA
MOROCCO
TEL: +212 22 66 57 31
FAX: +212 22 35 09 65

SAINT-GOBAIN ABRASIVES BV
GROENLOSEWEG 28
NL-7151 HW EIBERGEN
P.O. BOX 10
NL-7150 AA EIBERGEN
THE NETHERLANDS
TEL: +31 545 466466
FAX: +31 545 474605

SAINT-GOBAIN ABRASIVES AS
VESTVOLLVEIEN 6D
N-2019 SKEDSMOKORSET
NORWAY
TEL: +47 63 87 06 00
FAX: +47 63 87 06 01

SAINT-GOBAIN ABRASIVES SP. Z. UL.
TORUNSKA 239/241
PL-62-600 KOŁO
POLAND
TEL: +48 63 26 17 100
FAX: +48 63 27 20 401

SAINT-GOBAIN ABRASIVOS, L. DA
ZONA INDUSTRIAL DA MAIA I-
SECTOR VIII, NO. 122
APARTADO 6050
P-4476 - 908 MAIA
PORTUGAL
TEL: +351 229 437 940
FAX: +351 229 437 949

SAINT-GOBAIN ABRASIVI SRL
PARC INDUSTRIAL HOLROM
DRUM CAREI NR. 11
RO-447355 VETIS JUD.
SATU-MARE
ROMANIA
TEL: +40 261 450 009
FAX: +40 261 750 010

SAINT-GOBAIN ABRASIVES
18/3, DOLGORUKOVSKAYA STR.
RUS-127006 MOSCOW,
RUSSIA
TEL: +74959373223
FAX: +74959373224

SAINT-GOBAIN ABRASIVOS, S.A.
CTRA. DE GUIPÚZCOA, KM. 7,5
E-31195 BERRIOPLANO (NAVARRA)
SPAIN
TEL: +34 948 306 000
FAX: +34 948 306 042

SAINT-GOBAIN ABRASIVES AB
NORRA MALMVÄGEN 76
S-19162 SOLLENTUNA
SWEDEN
TEL: +46 8 580 881 00
FAX: +46 8 580 881 01

SAINT-GOBAIN ABRASIVES
BUYUKDERE CAD. BAHCELER SOK.
EFE HAN NO.20, K1
MECIDIYEKOY
TR-34394 ISTANBUL
TURKEY
TEL: +90 212 288 6371
FAX: +90 212 275 6734

SAINT-GOBAIN ABRASIVES LTD.
DOXEY ROAD
STAFFORD
ST16 1EA
UNITED KINGDOM
TEL: +44 1785 222 000
FAX: +44 1785 213 487

www.winter-superabrasives.com

SAINT-GOBAIN
DIAMANTWERKZEUGE
GmbH & Co.KG
SCHÜTZENWALL 13-17
D-22844 NORDERSTEDT
GERMANY
Tel: +49 40 5258-0
Fax: +49 40 5258-215

WINTER is a registered trademark of SAINT-GOBAIN
Form #2535