

# IRWIN®

## Handsaws




[www.irwin.com](http://www.irwin.com)

### IRWIN® Universal HandSaw

The IRWIN Universal Handsaw delivers performance and quality results that users demand on the jobsite. With a patent-pending handle design, the angle in which force is exerted converts energy into full blade strokes, cutting through virtually any material. This specially-designed handle, combined with universal triple-ground teeth, completely eliminates binding, and cuts three times faster than traditional hand saws. The Universal Handsaw provides the speed of a coarse-cutting saw, and the fine finish of a fine-cutting saw. No matter what the application, this powerful handsaw will hold up to the demands on the jobsite, proving to be the only handsaw the professional tradesman will ever need.

UNIVERSAL HANDSAW

## FEATURES



1. Unique handle design eliminates binding and delivers full blade strokes, providing the most efficient cuts
2. Patented universal tooth grind delivers coarse saw speed with a fine cut finish in building materials
3. Comfort grip handle
4. Blade profile has tapered-pitch nose for improved clearance and stability
5. .85 mm blade with water-based lacquer coating for speed and control
6. 90° & 45° marking feature


UP TO

# 3X

**FASTER\***

\*vs. traditional tooth saws.

HANDSAWS

Carpenter Saws	Typical User	Common Applications
	<ul style="list-style-type: none"> <li>General Carpenter</li> <li>Exterior Trim Carpenter</li> <li>Remodeler</li> </ul>	<ul style="list-style-type: none"> <li>General utility cuts</li> <li>Overhead fascia and gable work</li> <li>Removing door plates</li> <li>Drywall rough-in</li> <li>Demolition when power tools may damage surrounding materials</li> <li>Making hand cuts in custom installations when the miter angle is greater than 55°</li> </ul>

**15" Universal**



1773465 (1773467\*)

**15" ProTouch Fine Cut**



2011200

**15" Standard Coarse Cut**



2011102

Description	Blade Length	Blade Thickness	Tooth Count	Item #	Canadian Item #
Universal Handsaw	15" (381 mm)	.85 mm	11 pt.	1773465	1773467
	20" (508 mm)	.85 mm	11 pt.	1773466	1773468
ProTouch Coarse Cut Saw	15" (381 mm)	1 mm	9 pt.	2011201	2011201
	20" (508 mm)	1 mm	9 pt.	2011204	2011204
	24" (609 mm)	1 mm	9 pt.	2011203	2011203
ProTouch Fine Cut Saw	15" (381 mm)	1 mm	12 pt.	2011200	2011200
	24" (609 mm)	1 mm	12 pt.	2011202	2011202
Standard Coarse Cut Saw	15" (381 mm)	1 mm	9 pt.	2011102	2011102
	20" (508 mm)	1 mm	9 pt.	2011104	2011104

\* indicates Canadian item numbers

## ProTouch™ Drywall/Jab Saw



2014100

**Typical User:**

Drywall Contractor, Electrician, Plumber, HVAC

**Common Applications:**

Roughing in drywall, Cutting out HVAC and electrical openings, Cutting ceiling tile openings for light installation

- Thick-Body™ Blade
- Aggressive Tri-Ground™ Teeth
- Ergonomic ProTouch Handle

## Standard Drywall/Jab Saw



2014102

**Typical User:**

Drywall Contractor, Electrician, Plumber, HVAC

**Common Applications:**

Roughing in drywall, Cutting out HVAC and electrical openings, Cutting ceiling tile openings for light installation

- Rigid Blade
- Bi-Ground Teeth
- Hardwood Handle

## ProTouch Coping Saw



2014400

**Typical User:**

Interior Trim Contractor, Woodworker

**Common Applications:**

Supplement to power tools, Cutting the curved profile on crown, base or chair rail moulding

- Flat-Bar™ Frame with 5-1/2" (140 mm) frame depth
- High Speed Steel Blade
- DuraSteel™ Pins
- Ergonomic Triangular ProTouch Handle

## ProTouch Dovetail/Jamb Saw



2014450

**Typical User:**

Tile Contractors, Remodelers

**Common Applications:**

Flush cutting door jambs and millwork for tile installation/prep

- Wide-Body™ Reversible Flush-Cut™ Blade
- Spring-Loaded Pin enables blade to reverse for left or right cutting
- Ergonomic ProTouch Handle

## ProTouch Multi-Saw



2015100

- Includes both Metal & Wood blades
- Ergonomic ProTouch Handle

## Standard Utility Saw





2014200

- Thick-Body Blade (1 mm)
- Aggressive Tri-Ground Teeth
- Hardwood Handle

Description	Blade Length	Blade Thickness	Tooth Count	Item #
ProTouch Drywall/Jab Saw	6-1/2" (165 mm)	1.5 mm	9 pt.	2014100
Standard Drywall/Jab Saw	6-1/2" (165 mm)	1.2 mm	7 pt.	2014102
ProTouch Coping Saw	6-1/2" (165 mm)	—	17 pt.	2014400
Coping Saw Replacement Blades - Coarse 3pk	6-1/2" (165 mm)	—	17 pt.	2014500
Coping Saw Replacement Blades - Fine 3pk	6-1/2" (165 mm)	—	21 pt.	2014501
ProTouch Dovetail/Jamb Saw	10" (254 mm)	2" (50 mm)	14 pt.	2014450
ProTouch Multi-Saw Metal Blade	10" (254 mm)	—	24 pt.	2015100
Wood Blade	5-1/4" (133 mm)	—	10 pt.	—
Standard Utility Saw (Wood/Drywall)	11-1/2" (292 mm)	—	10 pt.	2014200

### Pull Saw Advantages

Pull Saws do not have to withstand a pushing force, so a micro-thin blade can be used. The thin blade and precision ground teeth provide clean cuts. The pulling motion prevents binding and provides better control. Less weight, coupled with the natural pulling motion, results in less user fatigue.

Type of Saw	Typical User	Common Application
General Carpentry  Double Edge 	<ul style="list-style-type: none"> <li>Interior Trim Contractors</li> <li>Exterior Trim Contractors</li> <li>Hardwood Flooring Contractors</li> <li>Traditional Woodworkers</li> <li>Cabinetmakers</li> </ul>	<b>Woodworking</b> <ul style="list-style-type: none"> <li>Cutting hand-cut dovetails</li> <li>Creating miters on small millwork, such as shoe and quarter round moulding</li> <li>Flush cutting dowels</li> </ul> <b>Construction</b> <ul style="list-style-type: none"> <li>Flush cutting shims and door casings</li> <li>Overhead fascia and gable work</li> <li>Making utility trim cuts on millwork and hardwood flooring</li> </ul>

HANDSAWS

#### 15" General Carpentry Saw



213100

**Primary use** — Aggressive cross cutting

- Flexible blade for flush cuts
- User example: General Carpenter — cleaning out the 90° circular saw cut on a stair stringer and bird's mouth rafter cut

#### 12" General Carpentry Saw



213101

**Primary uses** — Cross cutting and ripping

- Flexible blade for flush cut
- User example: Exterior Trim Carpenter — cutting the overhang of gable soffit

#### Extra Fine Cut Saw



213102

**Primary uses** — Fine miter or hand dovetail cuts

- Spine provides support for more control
- User example: Woodworker — cutting hand dovetails for furniture assembly

#### Double Edge Saw



213103

**Primary uses** — Utility ripping and cross cutting

- User example: General Carpenter — flush cutting door shims and remodeling — cleanout of door casing prior to laying new floor tile

#### Dovetail/Detail Saw



213104

**Primary uses** — Flush cutting dowels and fine detail cut

- User example: Interior Trim Contractor — detail work around windows and door frames

#### Combi-Saw



218HP-300

**Primary uses** — Gardening/pruning and metal cutting

- Contains both wood cutting and hacksaw blades
- ProTouch™ Grip

Description	Tooth Count	Blade Length	Handle Material	Item #
Pull Saw - Carpenter	10 pt.	15" (380 mm)	2-Polymer	213100
	14 pt.	12" (305 mm)	2-Polymer	213101
Pull Saw - Extra Fine (with spine)	19 pt.	10-5/8" (270 mm)	2-Polymer	213102
Pull Saw - Double Edge (rip/cross cut)	7 pt./17 pt.	9-1/2" (240 mm)	Polymer	213103
Pull Saw - Mini Dovetail/Detail	22 pt.	7-1/4" (185 mm)	Polymer	213104
Utility Saw - Combi-Saw	4 pt. Bow Saw Blade 24 pt. Hack Saw Blade	12" (317 mm)	ProTouch Handle	218HP-300