

Table of Contents

RESPIRATOR PRODUCTS

Full Mask Supplied Air Respirators	2
Half Mask Supplied Air Respirators	3
Economy Supplied Air Respirators	4
Deluxe Supplied Air Respirators	5
Disposable Hood Supplied Air Respirator	6
Astro and Nova 3/2000 Abrasive Blasting Helmets	7
High Pressure Controllers	8

RESPIRATOR FIT TEST KITS

Bitrex and Saccharin Fit Test Kits	9
Deluxe Bitrex and Saccharin Fit Test Kits	9
Smoke Fit Test Kit	10
Full Face Fit Test Kit (Qualitative and Quantitative)	10
Banana Oil Fit Test Kit	11

CALIBRATION PRODUCTS

Calibration Kit	11
-----------------------	----

AIR SAMPLING

Sampling Pumps	12-13
Sampling Accessories	13

AIR VENTILATION PRODUCTS

8" and 12" Metal Axial Blowers	14-15
Plastic Axial Blowers	16-17
8" and 12" Industrial Blowers	18
Air Bags	19
Propane Heater Blower	20
16" and 20" Axial Blowers	21-22
Centrifugal Blowers	23-27

AIR SOURCE PRODUCTS

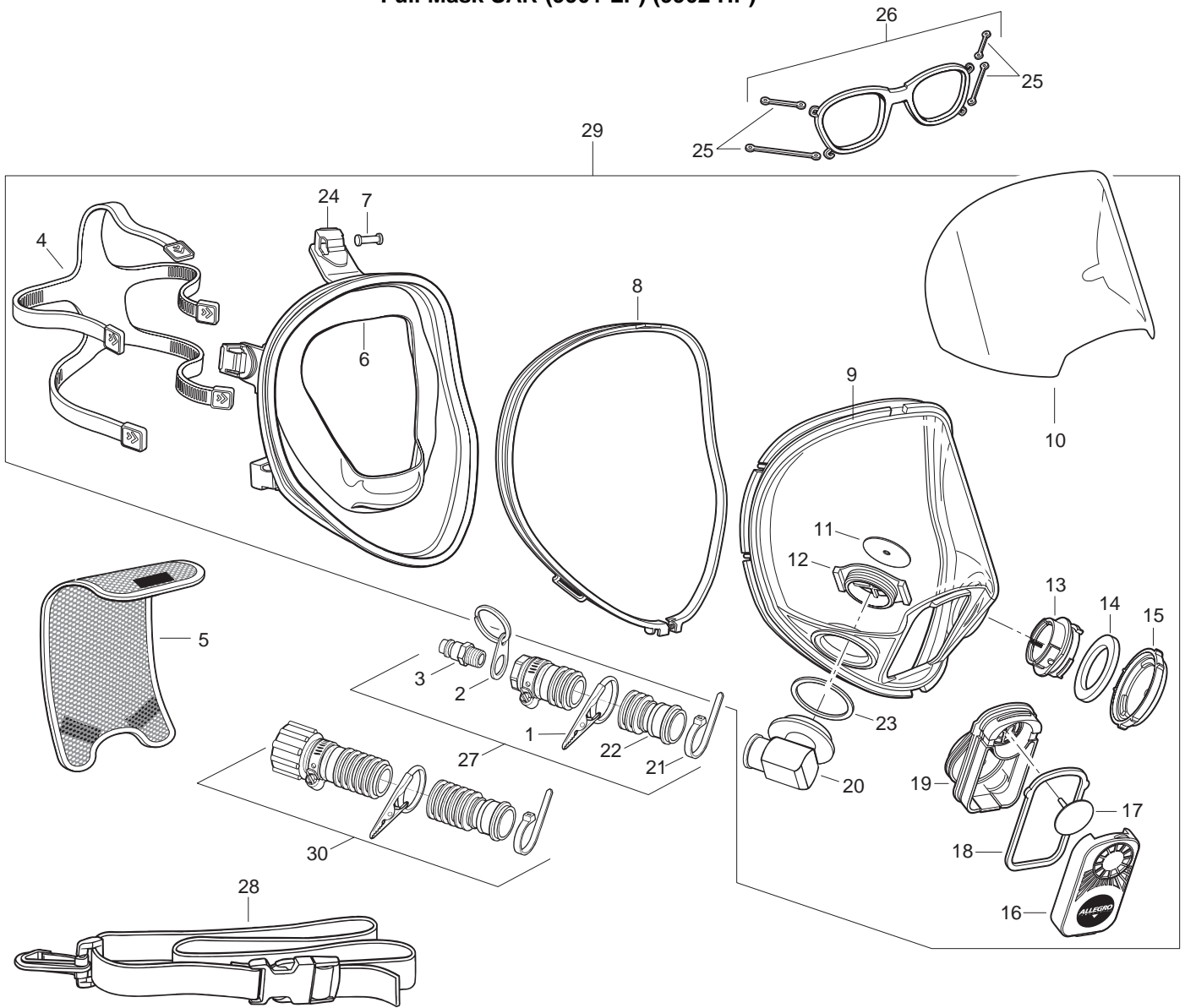
Ambient Air Pumps	28-31
Compressor	32-33
Airline Filter	34
Filtration Panels	35-43
Filtration Accessories	44-45
Air Cart	46
Airline Cascade System	47
Quick Connect Couplers/Plugs	48
AllegroAir Cooling System	49

DEWATERING PRODUCTS

DC Submersible	50
Deluxe Watering Pump/Sludge Pump	51
Standard and Low Water Pump	52

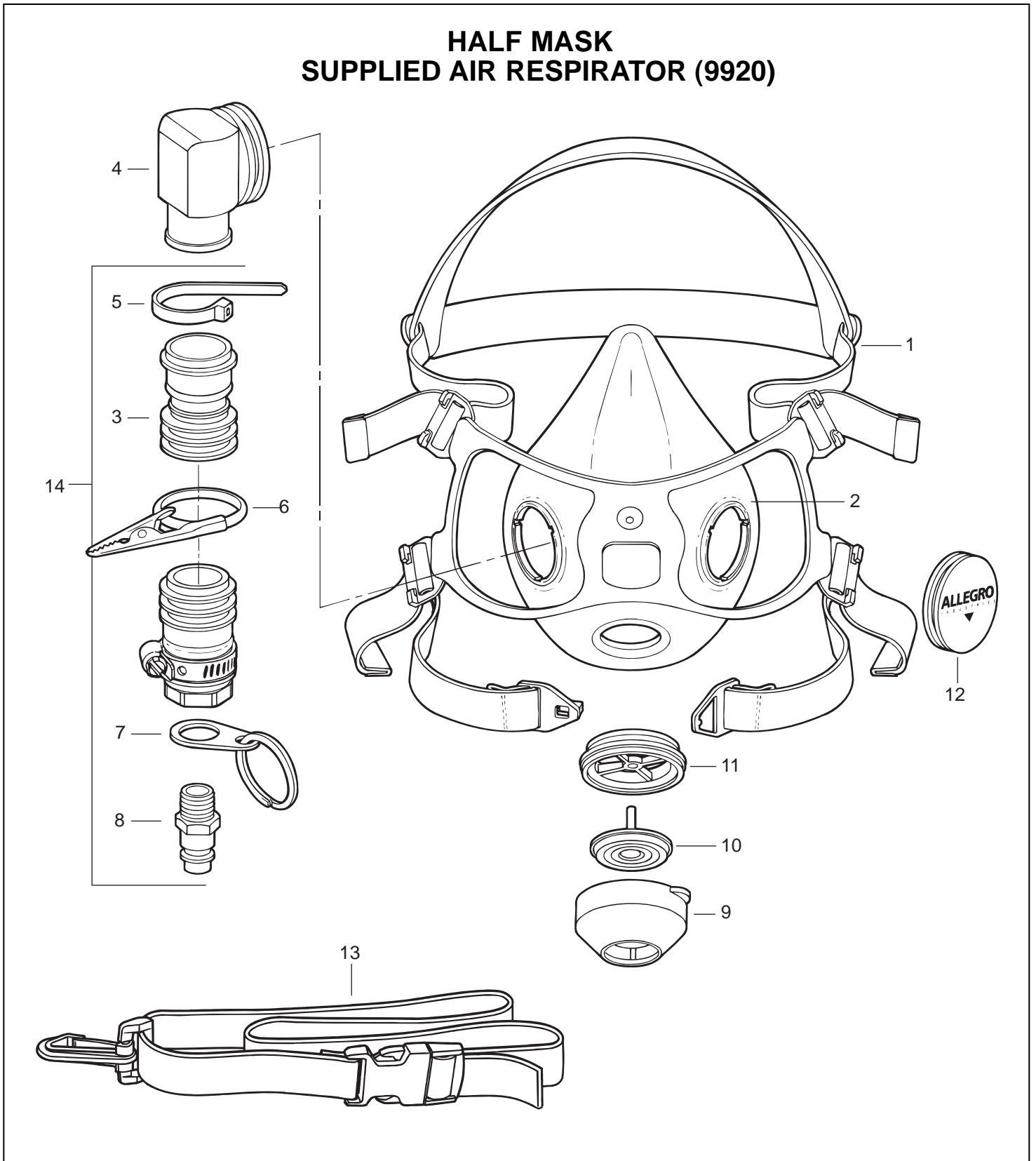
FULL MASK SUPPLIED AIR RESPIRATORS (9901 LP) (9902 HP)

Full Mask SAR (9901 LP) (9902 HP)



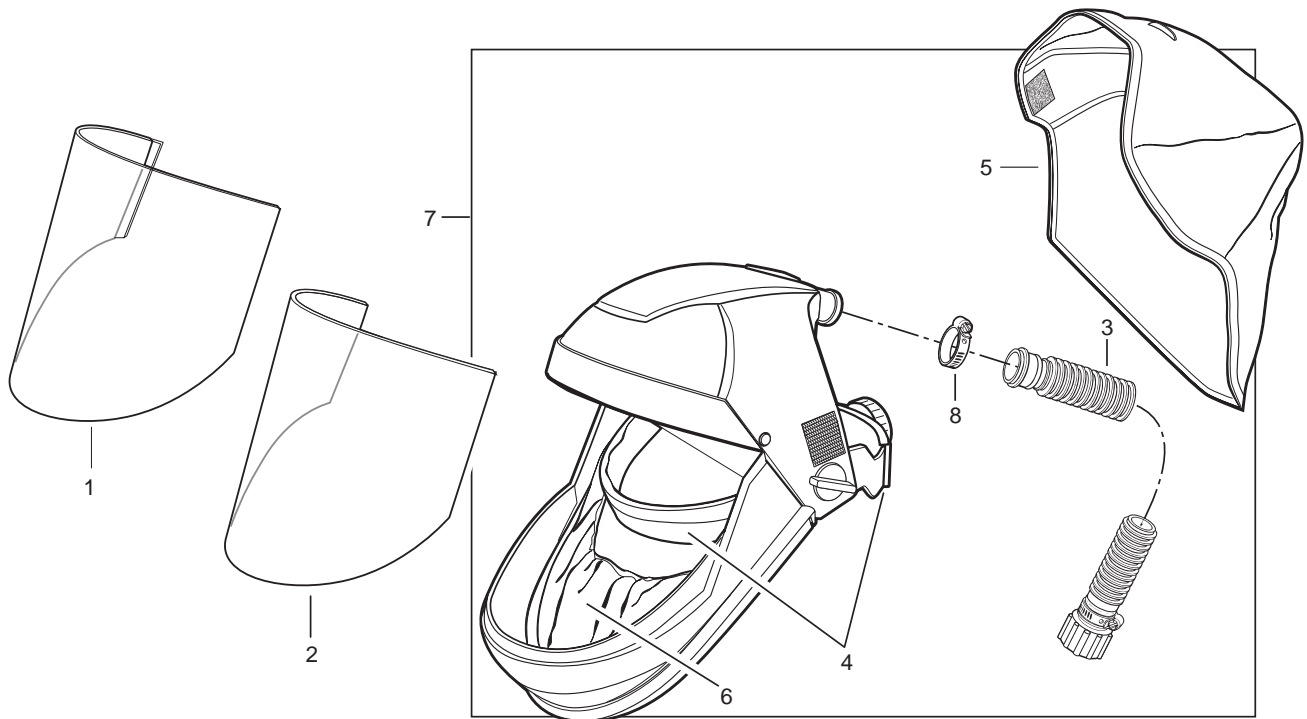
Key	Part #	Description	Key	Part #	Description	Key	Part #	Description
	9901	Full Mask SAR (LP)	12	9901-03A	Elbow Adapter Retainer	25	9901-06B	Support Bands
	9902	Full Mask SAR (HP)	13	9901-11A	Bayonet Connector	26	9901-06	Spectacle Kit
1	9900-09	Alligator Clip Assembly	14	9901-11B	Bayonet Connector Gasket	27	9920-01A	Breathing Tube Assembly (LP)
2	9900-15	Key Ring & Metal Tab Assembly	15	9901-11C	Bayonet Connector Cover	28	9900-02	Waist belt w/Clip
3	9700-73B	Plug (OBAC) (LP)	16	9901-08	Exhalation Valve Cover	29	9901-10	Full Face Mask Skirt Assembly
4	RP164	5 Point Head Band Suspension	17	9901-07	Exhalation Valve	30	9902-01	Breathing Tube Assy. (HP)
5	9901-02	Hairnet	18	9901-07A	Exhalation Valve Gasket		9901-20	Fit Test Kit - QLFT (Not Shown)
6	9901-13	Full Face Mask Skirt	19	9901-07B	Exhalation Valve Housing		9901-21	Fit Test Kit - QNFT (Not Shown)
7	9901-12	Head Band Suspension Pin	20	9901-04	Full Face Elbow Adaptor		9920-01	Breathing Tube Assy. w/ Waist Belt (Includes #27 and #28 LP Only)
8	9901-09R	Lens Retainer (Screw & Nut Inc.)	21	9900-01N	Plastic Tie Wrap			
9	9901-09L	Replacement Lens	22	9900-73B	Breathing Tube			
10	9901-25	Lens Peel-Offs (25 pkg.)	23	9901-05	Elbow Adapter Gasket			
11	9901-03B	Inhalation Valve	24	9901-14	Suspension Buckle			

HALF MASK SUPPLIED AIR RESPIRATOR (9920)

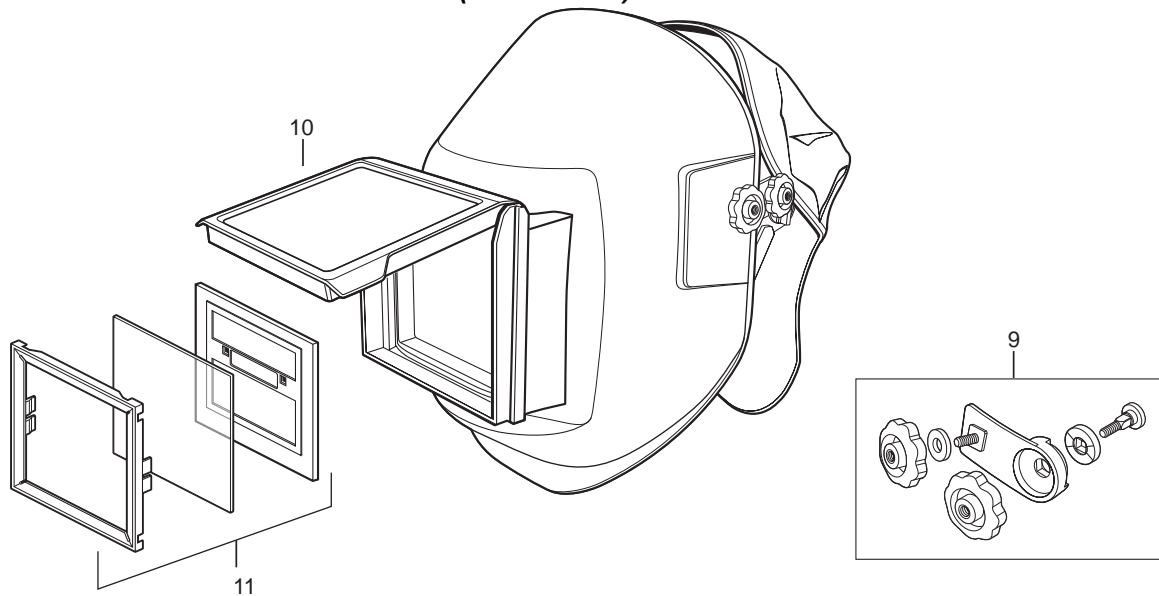


Key Part #	Description	Key Part #	Description	Key Part #	Description
9920	Half Mask Assy.	7	9900-15 Key Ring/Metal Tab Assembly	14	9920-01A Breathing Tube Assembly
1	9920-02 Head Harness Assembly	8	9700-73B Plug OBAC	9920-01	Breathing Tube Assy. w/ Waist Belt (#13)
2	9920-03D Half Mask Skirt	9	9920-03A Exhalation Valve Cover	100m	Half Mask Skirt Assembly (includes 2, 4, 9,10, 11, 12)
3	9900-73B Breathing Tube	10	9920-03B Exhalation Valve	9920-20	Fit Test Kit (Not Shown)
4	9920-04 Inlet /Elbow Assembly.	11	9920-03C Exhalation Seat	9900-40	Flow Test Kit (Not Shown)
5	9900-01N Plastic Tie Wrap	12	9920-05 Plug		
6	9900-09 Alligator Clip Assy.	13	9900-02 Waist Belt w/Clip		

ECONOMY SUPPLIED AIR SHIELD (9903) SUPPLIED AIR SHIELD and WELDING HELMET (9903-W)

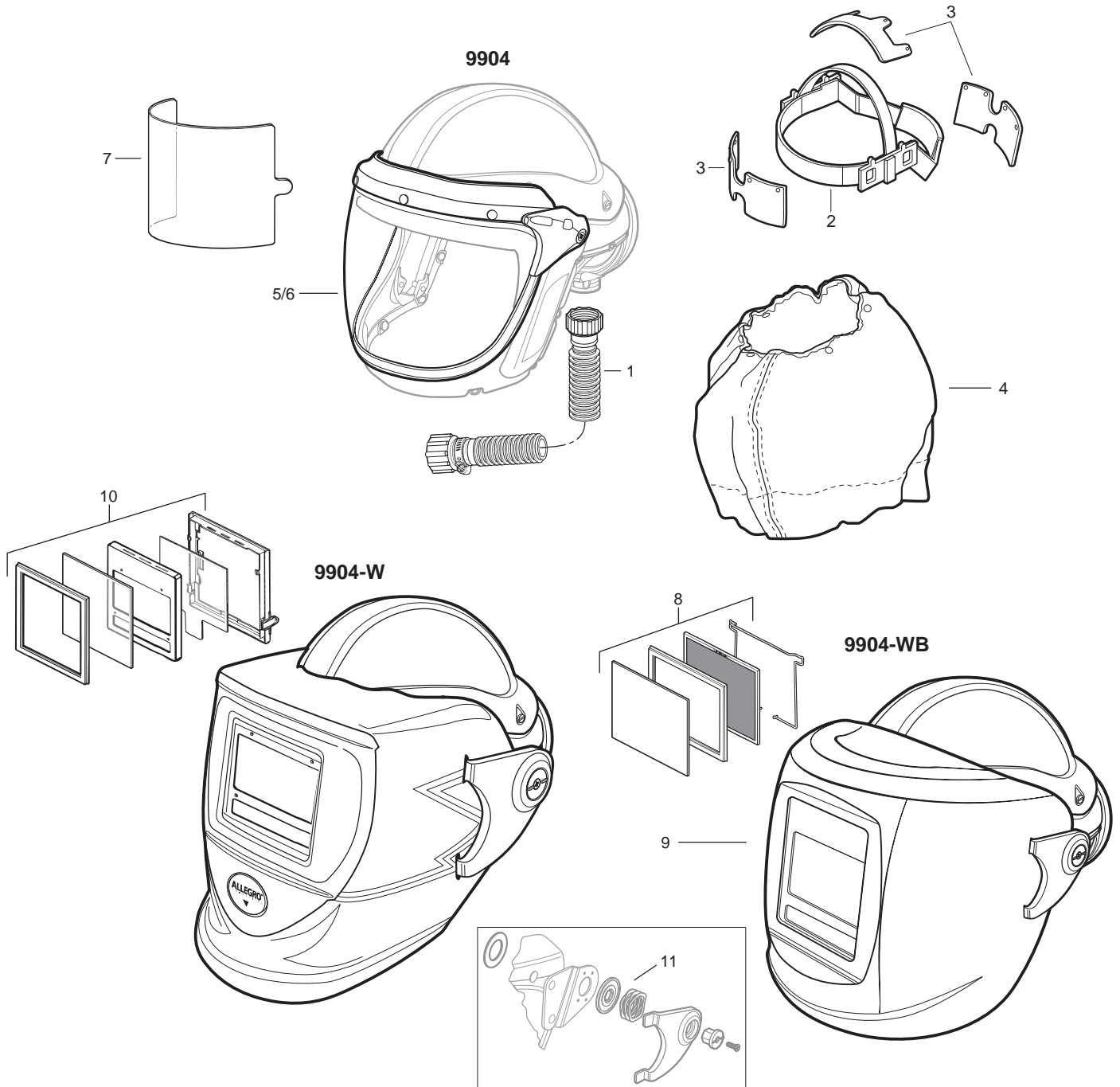


Supplied Air Shield and Welding Helmet (9903-W)
(Includes 1-8)



Key Part #	Description	Key Part #	Description	Key Part #	Description
9903	Economy Supplied Air Shield	6	9903-05 Chin Guard	10	9903-33 Lens Kit, includes Shade 10 Filter and Cover Plate
9903-W	Supplied Air Shield and Welding Helmet	7	9903-10 Shield Assembly (Includes 2, 4, 5 and 6)	11	9903-35 Variable Shade 9-12 Auto Darkening Filters (sold separately)
1	9903-25 Peel-Offs (Pkg. 10)	8	9505-07C Clamp, Downtube		
2	9903-09L Lens	9	9903-16 Attachment Kit, includes Retainer Knobs, 2 Knob Grommets, 2 Retaining Key Washers, 1 Universal Adaptor (left), 1 Universal Adaptor (right)		
3	9903-01A Breathing Tube				
4	9903-03 Ratchet Suspension Assy.				
5	9903-04 Head Cover				

DELUXE SUPPLIED AIR SHIELD (9904)
DELUXE SUPPLIED AIR SHIELD w/BLUE WELDING HELMET (9904-W)
DELUXE SUPPLIED AIR SHIELD w/LARGE WELDING HELMET (9904-WB)

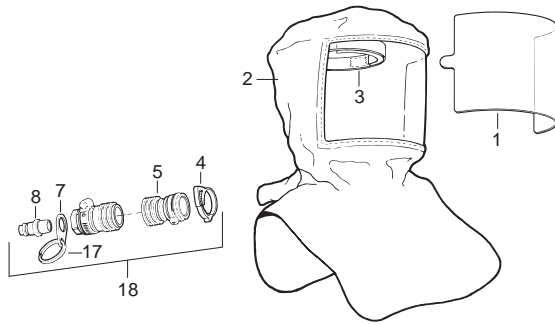


Key Part #	Description	Key Part #	Description	Key Part #	Description
9904	Deluxe Supplied Air Shield	4	9904-04 Neck Cape (Purch. after 1/1/14)	9	9904-35 Replacement ADF Kit (for 9904-WB)
9904-W	Deluxe Air Shield w/Blue Welding Helmet		9904-04SS Neck Cape (Purch. before 1/1/14)	10	9904-36 Replacement ADF Kit (for 9904-W)
9904-WB	Deluxe Air Shield w/Large Welding Helmet	5	9904-09B Visor Shield Assy. (ANSI Z87.1+)	11	9904-22B Welding Shield Attachment Kit (for 9904-W, 9904-WB) (R & L Sides)
1	9904-13 Downtube Assembly Kit	6	9904-22L Visor Welding Shield Assembly	Not Shown	
2	9904-03 Head Suspension/Cradle Assy.	7	9904-25 Lens Covers 6/pk (for 9904)	9904-09C	Visor Lock Clip (Sold separately)
3	9904-03LK Head Lining Brow Pad Kit	8	9904-33 Replacement #10 Lens Kit (for 9904-WB)		

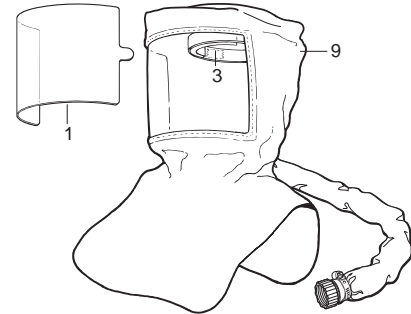
SUPPLIED AIR RESPIRATOR HOODS

(9910) (9911-20) (9911-20S) (9909-10) (9911-10) (9911-29) (9911-29S)

Tyvek® Hood (9910)



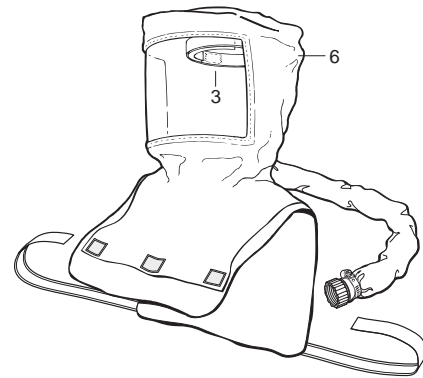
**Maintenance Free Tyvek® Hood (9911-20)
Maintenance Free Saran Hood (9911-20S)**



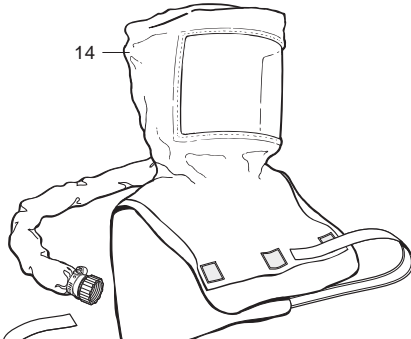
**Deluxe Tyvek® Double Bib
Hard Hat Hood (9909-10)**



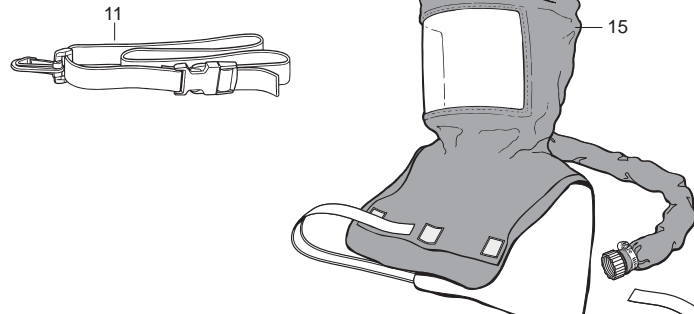
**Double Bib Maintenance Free
Tyvek® Hood (9911-10)**



**Double Bib Pharmaceutical
Maintenance Free Tyvek® Hood (9911-29)**



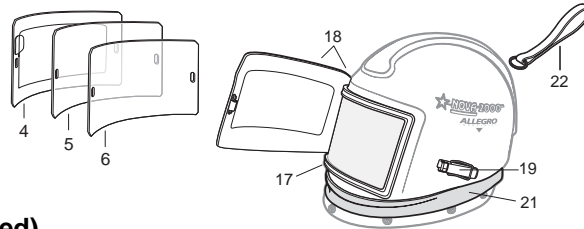
**Double Bib Pharmaceutical
Maintenance Free Saran Hood (9911-29S)**



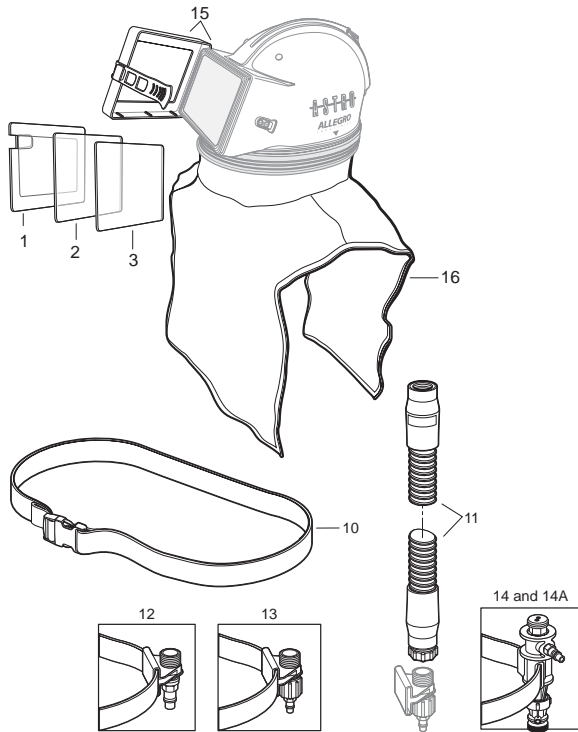
Key	Part #	Description	Key	Part #	Description	Key	Part #	Description
	9910	Disposable Hood LP	6	9911-10	Replacement Double Bib Maintenance Free Tyvek® Hood Assembly with Suspension	11	9900-02	Waist Belt Assembly w/Clip
	9911-20	Maintenance Free Tyvek® Hood	7	9900-01G	Tab	12	9909-03	Hard Hat (US)
	9911-20S	Maintenance Free Saran Hood	8	9700-73B	Plug OBAC		9909-03C	Hard Hat (Canada)
	9909-10	Deluxe Tyvek® Double Bib Hard Hat Hood	9	9911-20	Replacement Maintenance Free Tyvek® Hood Assembly with Suspension	13	9910-03	Ratchet
	9911-10	Double Bib Maintenance Free Tyvek® Hood		9911-20S	Replacement Maintenance Free Saran Hood Assembly with Suspension	14	9911-29	Replacement Double Bib Pharmaceutical Maint. Free Tyvek® Hood
	9911-29	Double Bib Pharmaceutical Maintenance Free Tyvek® Hood	10	9909-10	Replacement Deluxe Tyvek® Double Bib Hard Hat Hood with Suspension Only, Downtube Not Included	15	9911-29S	Replacement Double Bib Pharmaceutical Maint. Free Saran Hood
	9911-29S	Double Bib Maintenance Free Saran Hood		9909-11	Replacement Deluxe Tyvek® Double Bib Hard Hat Hood with Suspension and Downtube Assembly	16	9909-01A	Downtube Assembly
1	9910-25	Lens Cover Peel-Offs (10 pkg.)				17	9900-01E	Key Ring
2	9910-10	Replacement Hood (Includes #3)					9900-15	Key Ring and Tab Assembly (#7 and #17)
3	9910-02	Head Band Assembly				18	9910-04	Breathing Tube Assy.
4	9910-05	Clamp, Hood				19	9909-05	Clamp, Hood
5	9900-73B	Breathing Tube						

ASTRO and NOVA 3/NOVA 2000 ABRASIVE BLASTING HELMETS

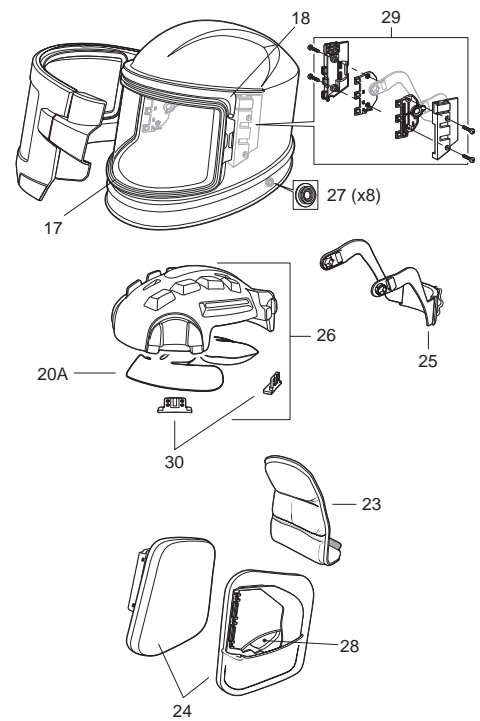
Nova 2000 Helmet



Astro Helmet (discontinued)



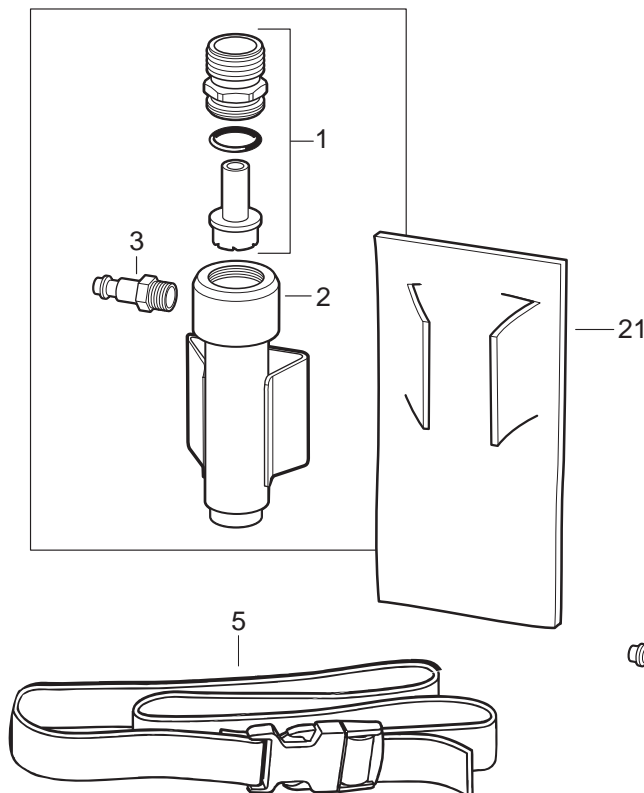
Nova 3 Helmet



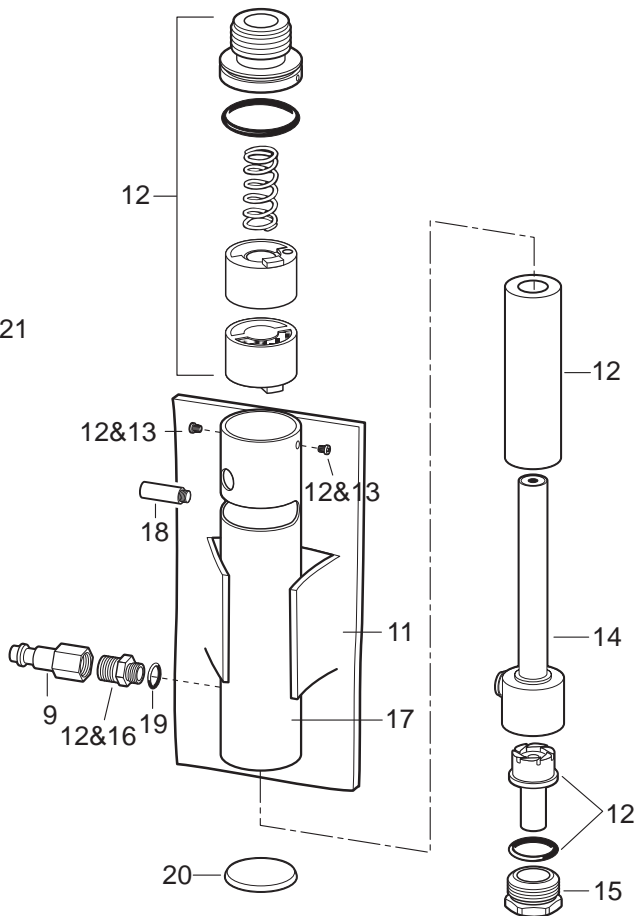
Key Part #	Description	Key Part #	Description	Key Part #	Description
02-800S	Astro Helmet	9	NV20-02 Nova 2000 Nylon Cape Complete with Inner Bib, 28"	18	NV20-04 Visor with Hinge and Screws
NV20-00	Nova 2000 Helmet		NV37-50 Nova 3 Nylon Cape, 28"	NV37-23	Nova 3 Inner Lens Frame
NV30-00	Nova 3 Helmet		NV2002L Nova 2000 Leather Cape Complete with Inner Bib, 28"	19	NV20-08 Visor Latch and Screws
1	02-816 Tear-Off Lens		NV37-52 Nova 3 Leather Cape, 28"	20	2009-SH Helmet Dome (Small)
2	02-811 Outer Lens (50/pkg.)		NV20-02XL Nova 2000 Nylon Cape Complete with Inner Bib, 38"	2009	Helmet Dome (Medium)
3	02-810 Inner Lens (10/pkg.)		NV37-51 Nova 3 Nylon Cape, 38"	2009-LH	Helmet Dome (Large)
4	NV20-17 Tear Off Lens (50/pkg.)		10 NV20-22 Nova 3/Nova 2000 Belt	20A	NV37-35 Head Liner
	NV37-25 Nova 3 Tear Off Lens (50/pkg.)		11 NV20-21 Breathing Air Tube (Nova 2000 & Astro)	21	NV20-13 Cape Cover Band
5	NV20-31 Outer Lens (50/pkg.)		NV20-21B Breathing Air Tube (Nova 3)	22	NV20-42 Helmet Strap
	NV37-24 Nova 3 Outer Lens (50/pkg.)		12 2015 Low Pressure Adapter w/Belt	23	NV37-351 Nova 3 Neck Pad
6	NV20-18 Inner Lens (10/pkg.)		13 NV20-16 Adjustable Flow Control Valve w/Belt	24	NV37-33 Nova 3 Side Padding Covers (5 Pairs)
	NV37-22 Nova 3 Inner Lens (10/pkg.)		14 4000-01 Air Temperature Controller w/Belt Cooler	25	NV30-7900 Nova 3 Adjustable Head Support w/Ratchet
7	2010-MH Sidewings (Medium) 11"		14A 4000-20 Air Temperature Controller w/Belt Heater	26	NV37-34 Nova 3 Headliner Kit
	2010-SH Sidewings (Small) 10"		15 0280-4 Visor Kit w/Strap and Screws	27	NV20-41 Nova 3 Cape Securing Domes (8/Pkg.)
	2010-LH Sidewings (Large) 12"		16 02-813 Nylon cape (Astro)	28	NV37-32A15 Nova 3 Side Panel Foam, Size 15
	2010-G Sidewings (Medium, for Glasses)		17 NV20-03 Window Frame Gasket	29	NV37-27/8 Nova 3 Mount Kit
	2010-GSH Sidewings (Small, for Glasses)		NV37-21 Nova 3 Inner Gasket	30	NV37-341 Nova 3 Headliner Clips (4/Pkg.)
	2010-GLH Sidewings (Large, for Glasses)				
8	NV20-12 Inner Bib				

AIR TEMPERATURE CONTROLLER (9990), PERSONAL AIR COOLER (9991) ADJUSTABLE FLOW CONTROLLER (9992)

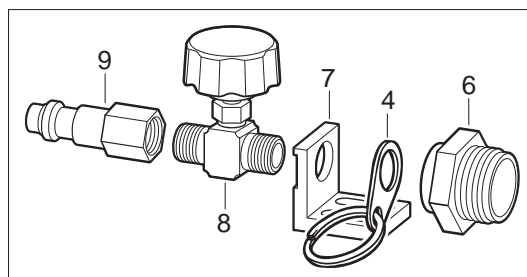
Personal Air Cooler (9991)



Air Temperature Controller (9990)

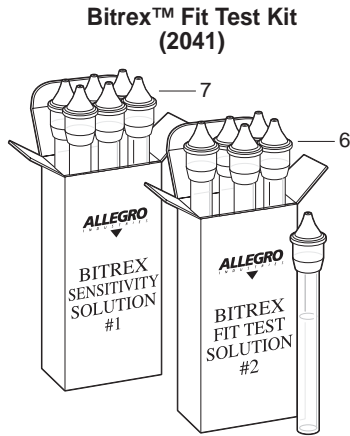
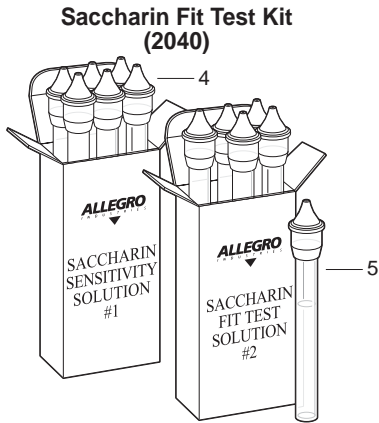


Adjustable Flow Controller (9992)

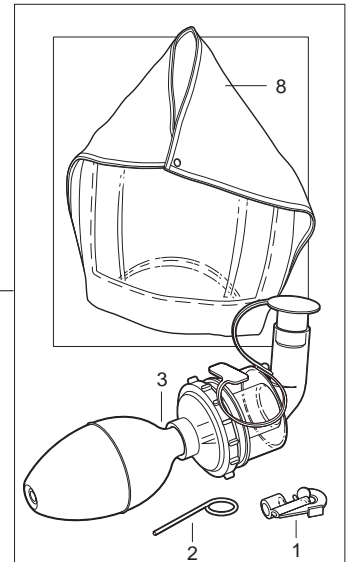


Key	Part #	Description	Key	Part #	Description	Key	Part #	Description
	9990	Air Temperature Controller	6	9910-11A	Outlet Threaded Connector	14	9990-42	Vortex Body
	9991	Personal Air Cooler	7	9992-03	Control Valve Bracket	15	9990-43	Brass Cold Cap
	9992	Adjustable Flow Controller	8	9992-01A	Adjustable Flow Control Valve Assembly	16	9990-44	Compressed Air Inlet
1	9991-70	Rebuild Kit for 9991	9	8400-04S	Plug, Stainless	17	9990-49	Vortex Cooler Housing
2	9991-23	Cooler Housing	10	9900-02	Waist Belt Assembly w/Clip (Used w/9992)	18	9990-51	Adjustment knob
3	8400-04AS	Plug (Hansen) S.S.	11	9990-02	Cooler / Heater Pad	19	9990-50	O-Ring
4	9900-15	Key Ring & Metal Tab Assembly	12	9990-70	Rebuild Kit for 9990	20	9990-53	End Cap
5		Waist Belt (used w/ 9990 & 9991)	13	9990-41	Housing Screws	21	9991-02	Cooler Pad (Optional)
	9990-01	Metal (Purchased before 11/1/13)						
	9990-01P	Plastic (Purchased after 11/1/13)						

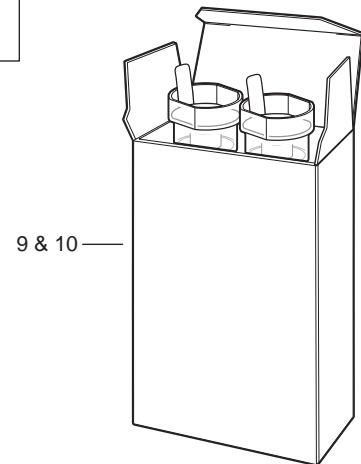
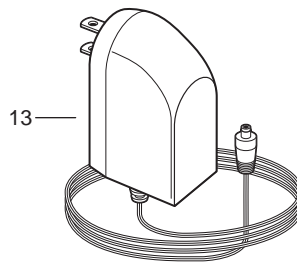
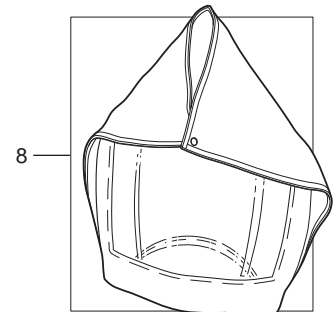
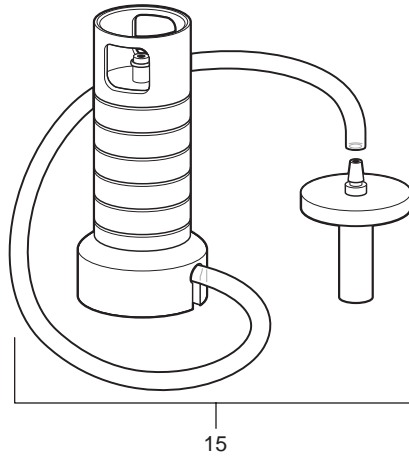
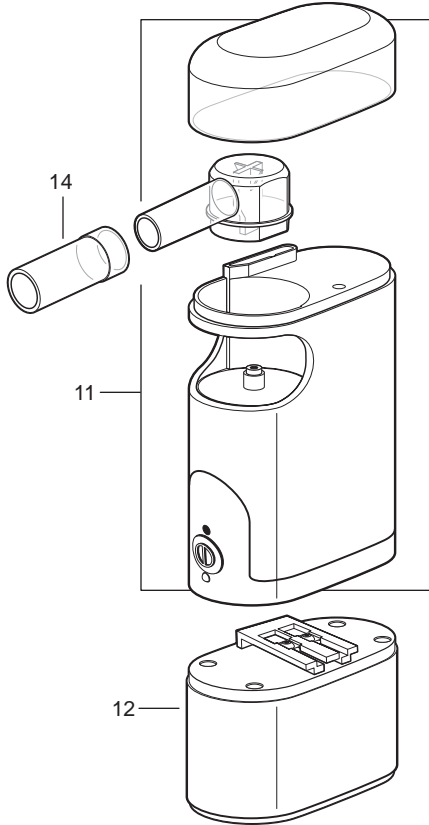
SACCHARIN FIT TEST KIT (2040) BITREX™ FIT TEST KIT (2041)



Common to both BITREX and SACCHARIN Test Kits



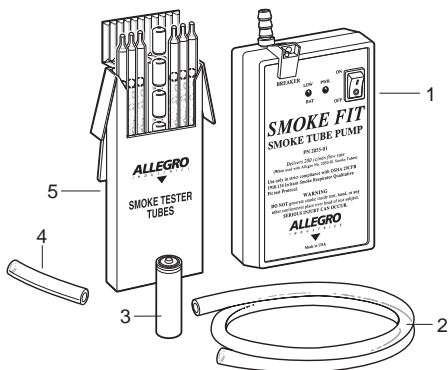
DELUXE BITREX™ (2041-DLX) and DELUXE SACCHARIN FIT TEST KIT (2040-DLX)



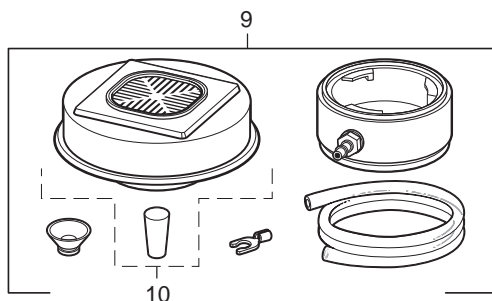
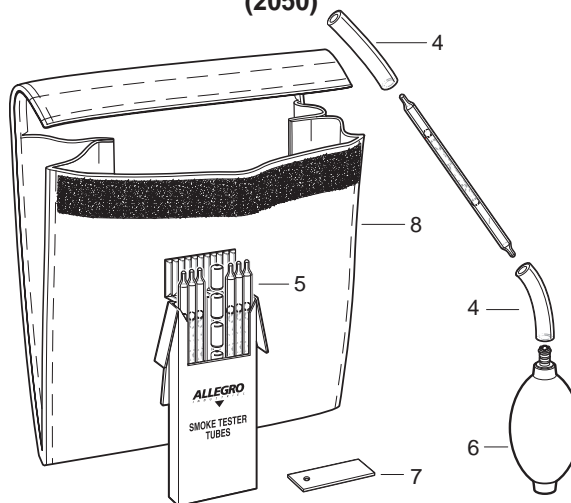
Key	Part #	Description	Key	Part #	Description	Key	Part #	Description
	2040	Saccharin Test Kit	7	2041-12K	Bitrex Fit Test Solution (6 Per box)	11	2040-15	Deluxe Kit Auto Pump
	2041	Bitrex Test Kit	8	2040-04	Test Hood (use w/Saccharin & Bitrex)	12	2040-16	Deluxe Kit Battery
1	2040-09	Nozzel (Blue)		2040-DLX	Deluxe Saccharin Fit Test Kit	13	2040-17	Deluxe Kit AC Power Supply
2	2040-80	Cleaning Tool		2041-DLX	Deluxe Bitrex Fit Test Kit	14	2040-18	Deluxe Kit Plastic Elbow
3	2040-08N	Fit Test Nebulizer Comes w/ Sensitivity and Test Solution Labels	9	2040-11KD	Deluxe Saccharin Sensitivity Solution, (8 Per box)	15	2040-19	Deluxe Kit Remote Hand Nebuliser
4	2040-11K	Saccharin Sensitivity Solution (6 Per box)		2040-12KD	Deluxe Saccharin Fit Test Solution, (8 Per box)			
5	2040-12K	Saccharin Fit Test Solution (6 Per box)	10	2041-11KD	Deluxe Bitrex Sensitivity Solution, (8 Per box)			
6	2041-11K	Bitrex Sensitivity Solution (6 Per box)		2041-12KD	Deluxe Bitrex Test Solution, (8 Per box)			

STANDARD SMOKE TEST KIT (2050) DELUXE PUMP SMOKE TEST KIT (2055) FULL FACE QUALITATIVE (9901-20) AND QUANTITATIVE (9901-21)

Deluxe Smoke Test Kit (2055)



Standard Smoke Test Kit (2050)

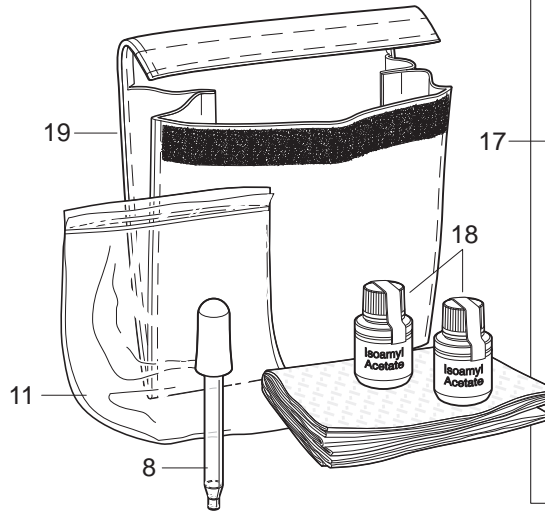


**Full Face Fit Test Kit
Qualitative (9901-20)
and
Quantitative (9901-21)**

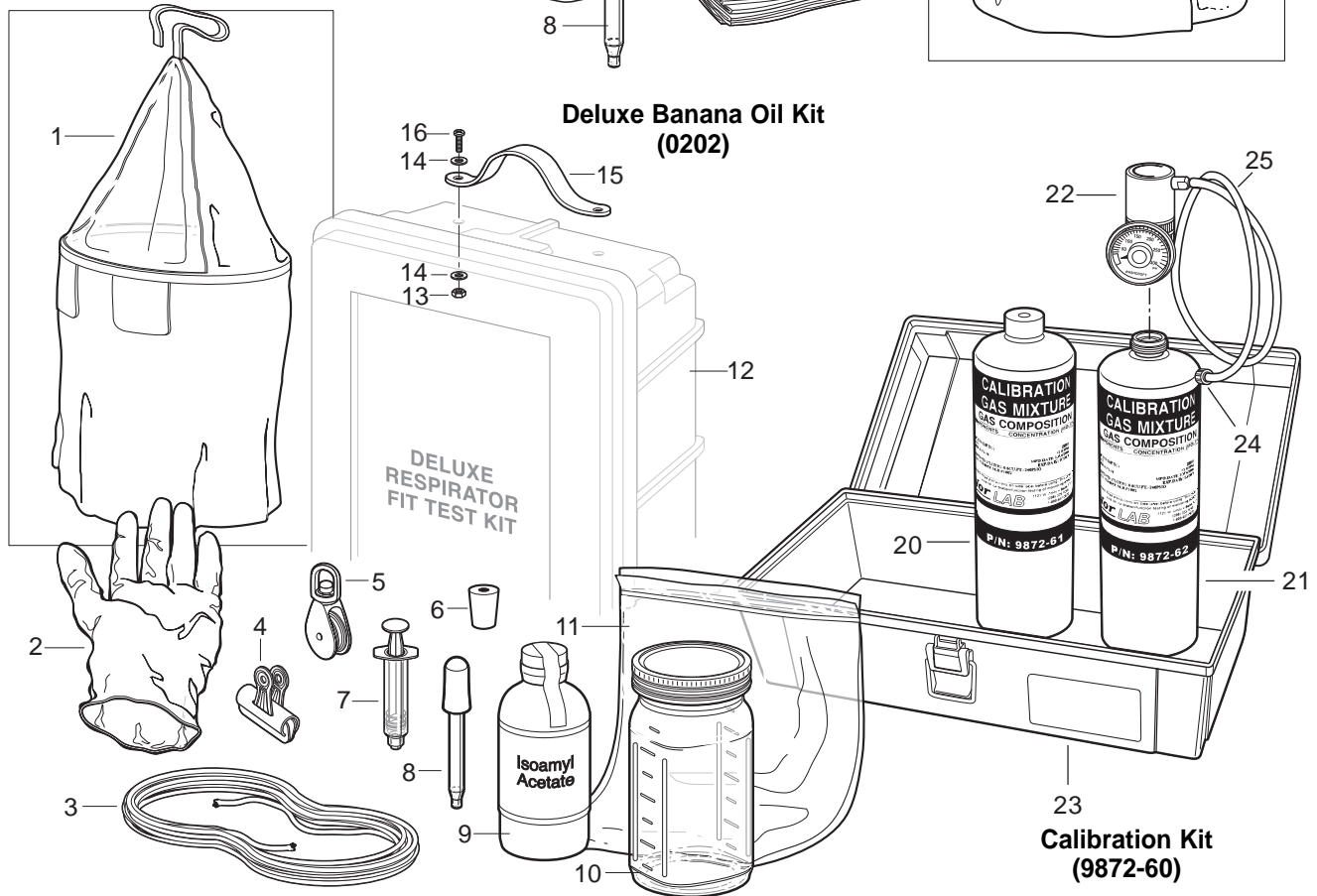
Key	Part #	Description	Key	Part #	Description	Key	Part #	Description
	2050	Standard Smoke Test Kit	6	2050-02	Aspirator Bulb			
	2055	Deluxe Pump Smoke Test Kit	7	2050-03	Breaker Tool			
	9901-20	Full Face Qualitative	8	2010	Bag			
	9901-21	Full Face Quantitative	9	9901-21	Fit Test Full Mask, Quantitative to be Used w/9901			
1	2055-01	Smoke Pump	10	9901-20	Fit Test Full Mask, Qualitative to be Used w/9901			
2	9804-07	Tubing (5 ft)						
3	2055-01F	AA Bateriaes (4 required)						
4	2050-04	Tubing (4')						
5	2050-01	Smoke Tubes (6 per box)						

STANDARD BANANA OIL KIT (0203) DELUXE BANANA OIL KIT (0202) CALIBRATION KIT (9872-60)

**Standard Banana Oil Kit
(0203)**



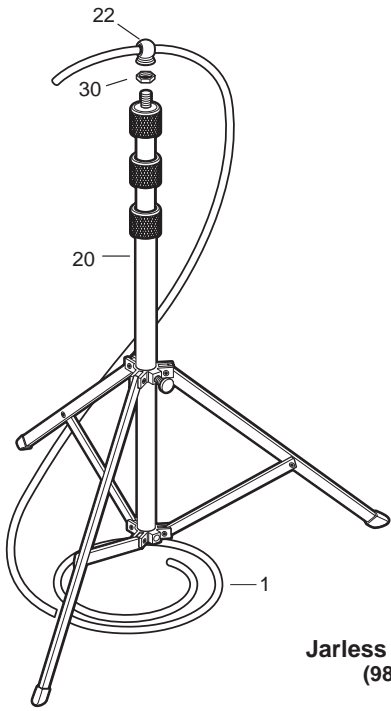
**Deluxe Banana Oil Kit
(0202)**



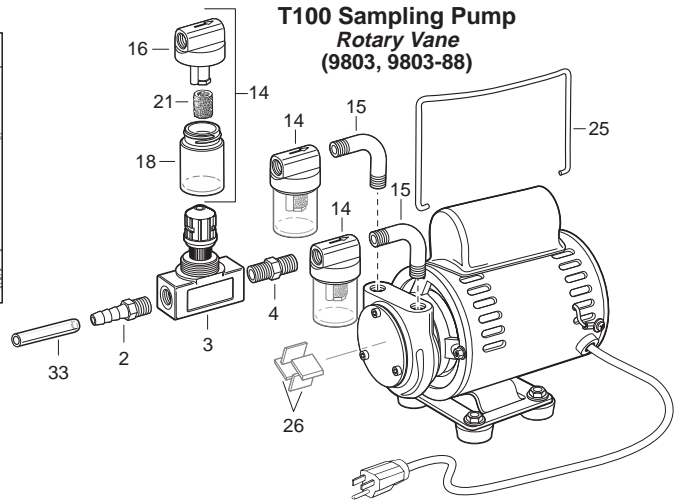
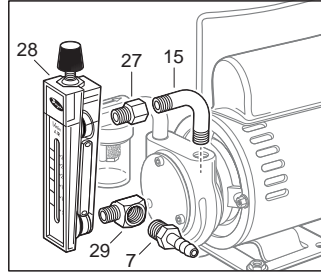
Key	Part #	Description	Key	Part #	Description	Key	Part #	Description
	0203	Standard Banana Oil Kit	8	0202C	Pipette	18	0203-01	Banana Oil (1 oz)
	0202	Deluxe Banana Oil Kit	9	0202-01	Banana oil (8oz)	19	2010	Storage Bag
	9872-60	Calibration Kit	10	0202A	Jar (1 quart)	20	9872-61	Calibration Span Gas
1	2060	Fit Test Tent	11	0202K	Plastic Bag	21	9872-62	Calibration Zero Gas
2	0202B	Vinyl Gloves	12	4500RX	Case	22	9872-67	Regulator
3	0202F	Cord, Nylon	13	9500-69	Nylon Lock Nut	23	9272-68	Carry Case
4	0202H	Clip	14	9500-63	Flat Washer	24	9872-14B	Luer
5	0202E	Pulley	15	9513-07	Handle	25	9872-14A	Tubing
6	0202G	Stopper	16	9800-66	Machine Screw			
7	0202D	Syringe	17	0203B	Plastic Tent Enclosure			

SAMPLING PUMPS

(9801, 9801-88, 9803, 9803-88, 9803M, 9803-88M, 9804, 9804-88, 9805, 9805-88, 9800, 9800-88)

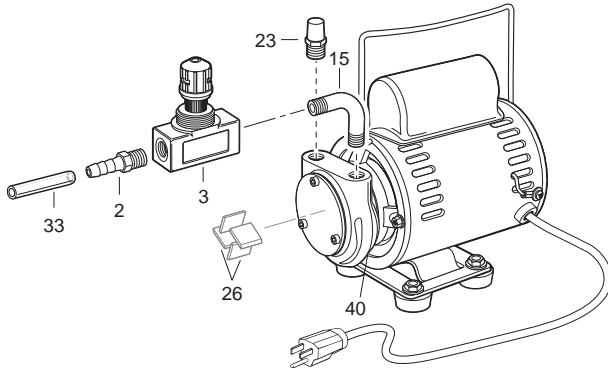


T100M Sampling Pump
Rotary Vane
(9803M, 9803-88M)

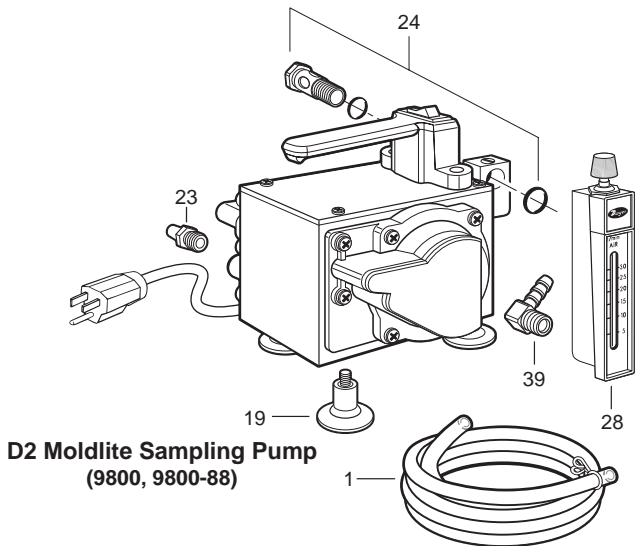
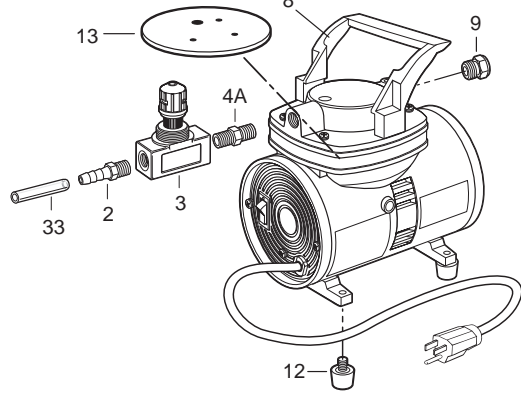


T100 Sampling Pump
Rotary Vane
(9803, 9803-88)

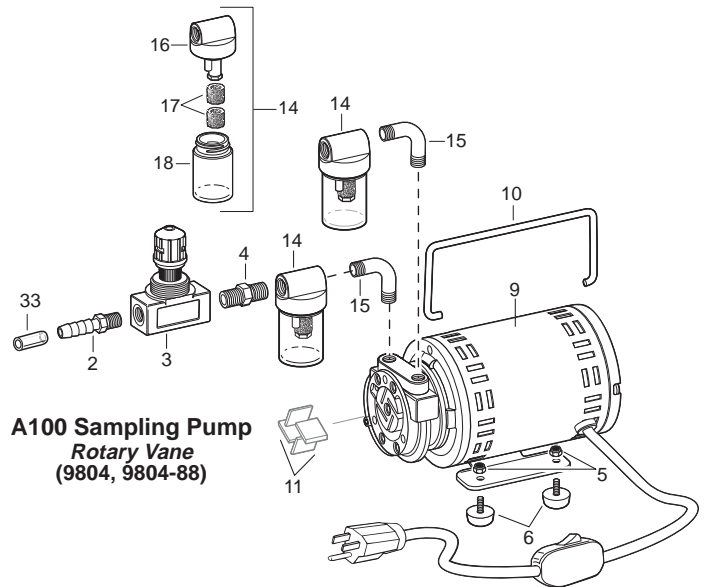
Jarless Sampling Pump
(9801, 9801-88)



Diaphragm Sampling Pump
(9805, 9805-85)



D2 Moldlite Sampling Pump
(9800, 9800-88)

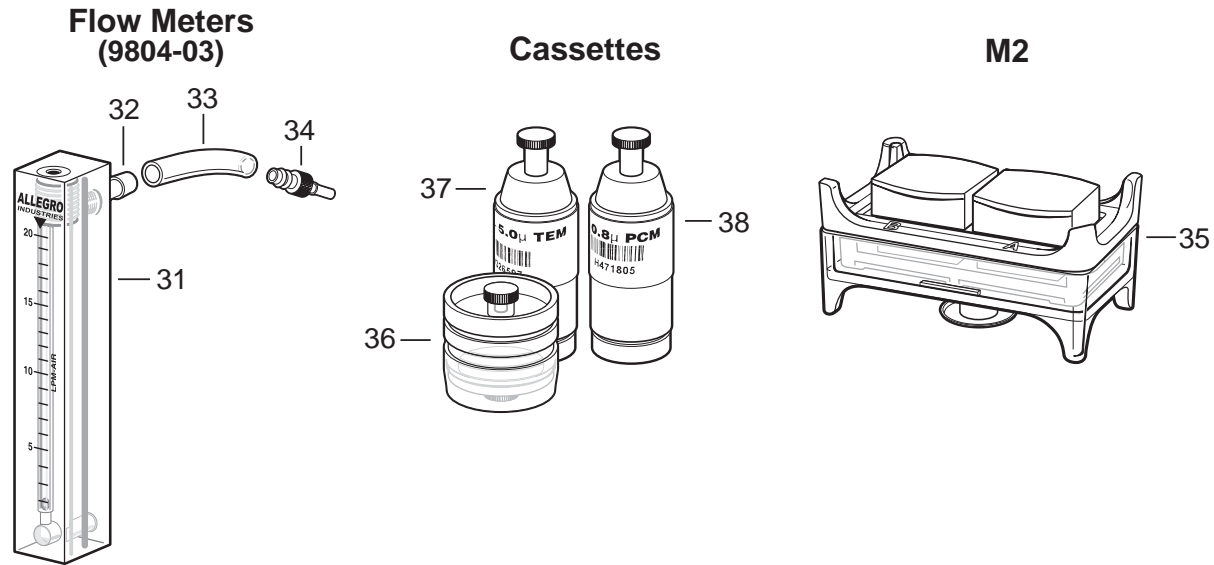


A100 Sampling Pump
Rotary Vane
(9804, 9804-88)

SAMPLING PUMPS

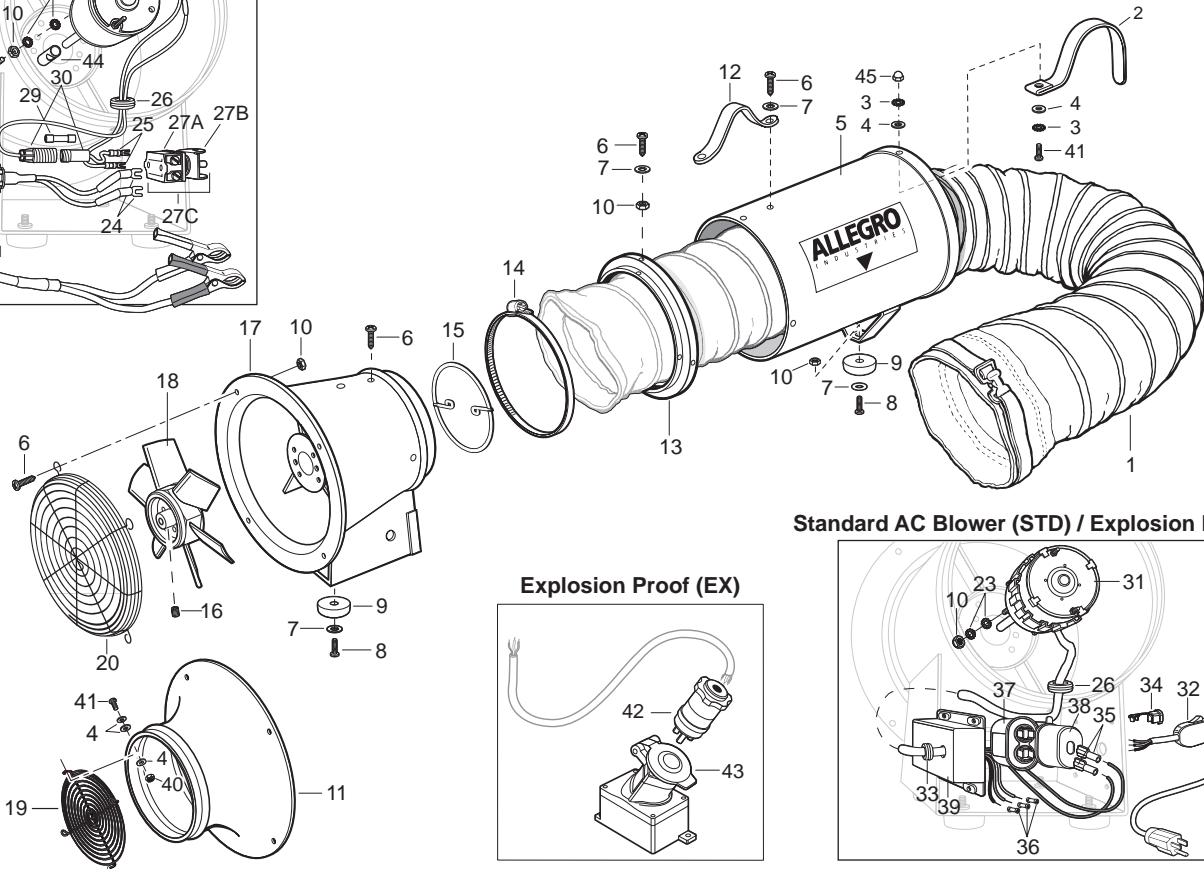
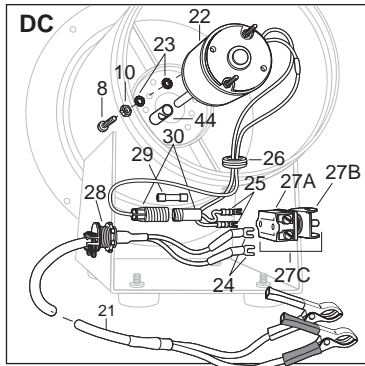
(9803, 9803-88, 9803M, 9803-88M, 9804, 9804-88, 9805, 9805-88, 9800, 9800-88)

SAMPLING PUMP ACCESSORIES

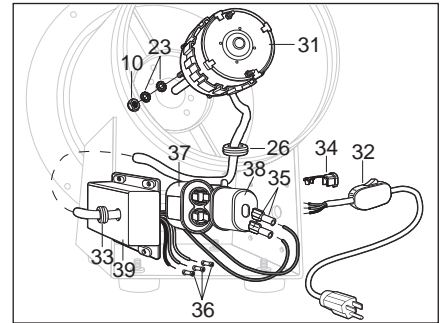


Key	Part #	Description	Key	Part #	Description	Key	Part #	Description
9803		T100 Rotary Vane Sampling Pump w/Stand	4	9804-22	Hex Nipple	25	9803-05	Handle
9803-88		T100 Rotary Vane Sampling Pump w/o Stand	4A	9805-22	Hex Nipple	26	9803-30S	Vanes (set of 4)
9803M		T100M Rotary Vane Sampling Pump w/Stand	5	9804-69	Acorn Nut	27	9803-88MC	Adaptor
9803-88M		T100M Rotary Vane Sampling Pump w/o Stand	6	9804-06	Rubber Feet	28	9803-88BA	Flow Meter (5-30 LPM)
9804		A100 High Volume Sampling Pump w/Stand	7	9803-88MB	Hose Barb	29	9872-18	Adaptor
9804-88		A100 Sampling Pump w/Stand	8	9805-15	Handle	30	9804-08C	Stand Top Nut
9805		Diaphragm Sampling Pump w/Stand	9	9805-12	Exhaust Muffle	31	9804-03A	Flow Meter w/o Adaptor (0-20 LPM)
9805-88		Diaphragm Sampling Pump w/o Stand	10	9804-05	Handle	32	9804-03B	Barb
9800		D2 Moldlite Sampling Pump w/Stand	11	9804-41S	Vanes (Set of 4)	33	9804-07G	Poly Tube 4"
9803		T100 Rotary Vane Sampling Pump w/Stand	12	9805-14	Feet	34	9804-79	Adaptor
9801		Jarless Sampling Pump w/ Stand	13	9805-13	Diaphragm	35	9804-20	M2 Multi-Mold Cassette (Box of 25 Cassettes/50 Samples)
9801-88		Jarless Sampling Pump w/o Stand	14	9804-71	Muffler Assembly		9804-21	M2 Multi-Mold Cassette (Box of 5 Cassettes/10 Samples)
1	9804-07	Tubing * (5 feet)	15	9804-25	Elbow	36	9804-14	Lead Cassette (50 per Box)
2	9804-24	Hose Barb	16	9804-72	Muffler Base	37	9804-17	TEM Cassette (50 per Box)
3	9804-04	Variable Flow Regulator	17	9804-01	Filter Element	38	9804-16	PCM Cassette (50 per Box)
			18	9804-02	Filter Jar (Glass)	39	9801-L	Barb
				9804-02B	Filter Jar (Plastic)	40	9801-06	Filter (Foam) not shown
			19	9800-54	Feet	Accessories (Not Shown)		
			20	9804-08	Stand	9804-07B	100' Tubing	
			21	9803-06	Filter Element			
			22	9804-08B	Stand Knob			
			23	9800-52	Exhaust Filter			
			24	9800-53	O-ring and Fastener			

**AXIAL BLOWERS-AC (9513, 9513-05, 9514, 9514-05, 9514-06, 9514-25)
 AXIAL BLOWERS-DC (9506, 9506-01, 9506-25)
 AXIAL BLOWERS-EX (9513-05, 9514-05, 9514-06)
 AXIAL INLINE BOOSTER BLOWERS-AC (9513-I), EX (9513-05I)**

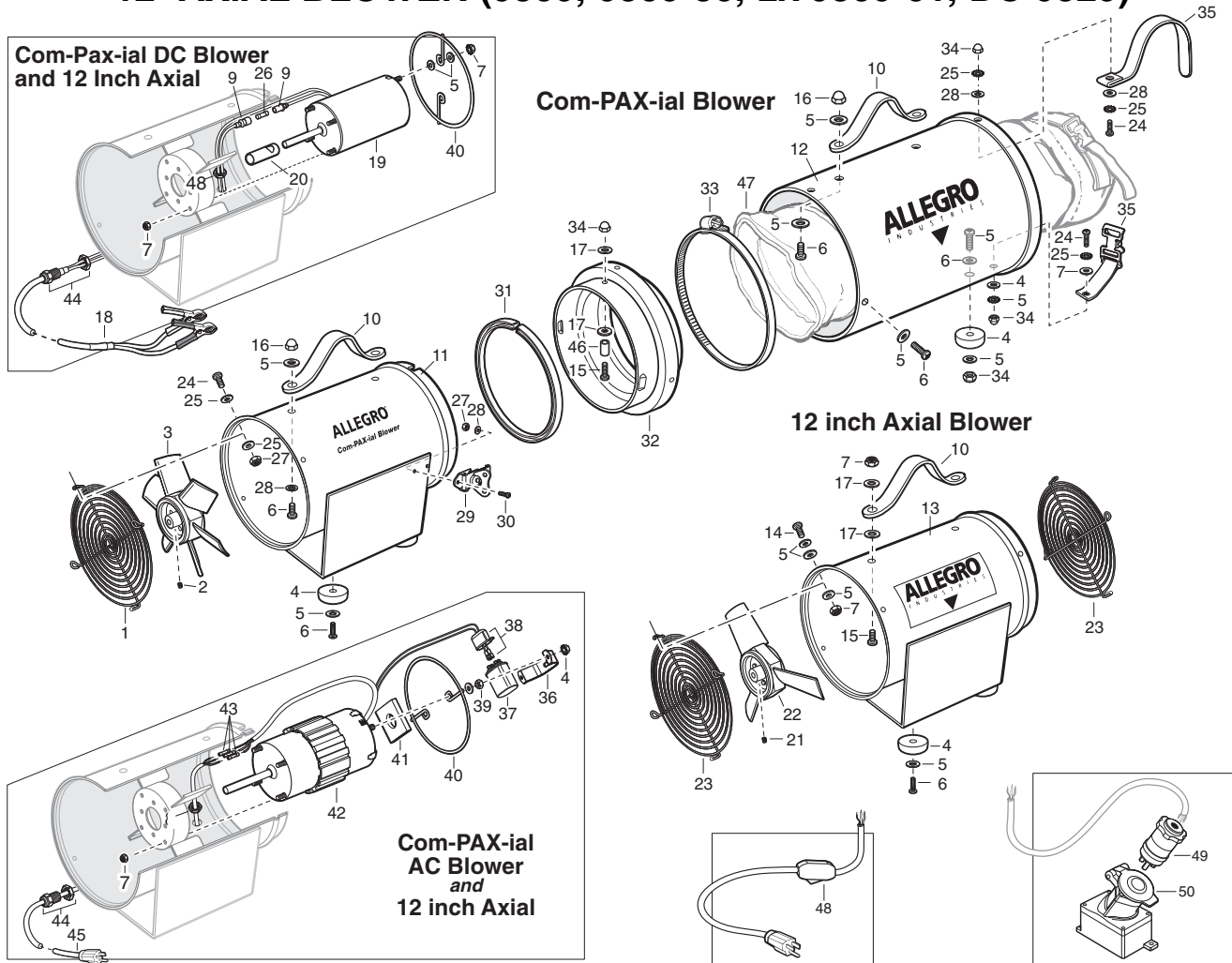


Standard AC Blower (STD) / Explosion Proof (EX)



Key Part #	Description	Key Part #	Description	Key Part #	Description
9513	AC Axial Blower (STD)	7	9500-63 Flat Washer	27B	9865-14 Switch Guard
9513-05	AC Axial EX Proof Blower	8	9500-75 Machine Screw	27C	9865-13A Toggle Switch w/Guard
9514	AC Axial w/Canister-15'	9	9505-06 Feet (Blower)	28	9506-04 Cord, Strain Relief
9514-05	AC Axial EX Proof Blower w/Canister-15'	10	9500-69 Nylon Lock Nut	29	9506-11 Fuse
9514-06	AC Axial EX Proof Blower w/Canister-25'	11	9500-03A 8" Axial Intake Adapter	30	9506-42 Fuse Holder
9514-25	AC Axial Blower w/Canister-25'	12	9513-07 Handle	31	9513-03 1/3 HP Motor, STD 9513-03EX 1/3 HP Motor, EX (w/Cord)
9506	DC Axial Blower	13	9513-60 Canister Ring	32	9512-02 Cord (STD)
9506-01	DC Axial Blower w/Canister-15'	14	9514-01B Duct Clamp	33	9513-13 Grommet
9506-25	DC Axial Blower w/Canister-25'	15	9513-09 Motor Clamp	34	9513-10 Cord, Strain Relief
9513-I	AC Axial Inline Blower	16	9513-62 Set Screw	35	9513-15 Female Disc.
9513-05I	AC Axial EX Proof Inline Blower	17	9513-04 Chasis	36	9513-14 Butt End Connector
1	9500-15A Ventilation Duct 15' 9500-25A Ventilation Duct 25' 9500-15AEX Static Conductive Duct 15' 9500-25AEX Static Conductive Duct 25'	18	9513-01 Fan, STD 9513-01EX Fan, EX	37	9513-63 Capacitor
2	9514-01C Strap w/Hook, Duct Retainer	19	9534-02 Fan Guard	38	9513-64 Capacitor Boot
3	9500-71 Lock Washer	20	9513-02 Fan Guard	39	9513-11 Capacitor Housing
4	9800-85 Flat Washer	21	9506-40 Power Cord (w/Clamps)	40	9800-87 Lock Nut
5	9514-01A Ducting Canister 15' 9514-02A Ducting Canister 25'	22	9506-10 Motor /DC 1/3 H.P.	41	9800-84 Screw
6	9800-66 Machine Screw	23	9500-71 Lock Washer	42	9503-02 Plug, 20A/125V, EX (Sold Separately)
		24	9800-78 Yellow Spade	43	9503-03 Receptacle, 20A/125V, EX
		25	9500-94 Blue Spade	44	9513-61 Retaining Sleeve
		26	9513-12 Grommet	45	9800-89 Acorn Nut
		27A	9865-13 Toggle Switch		

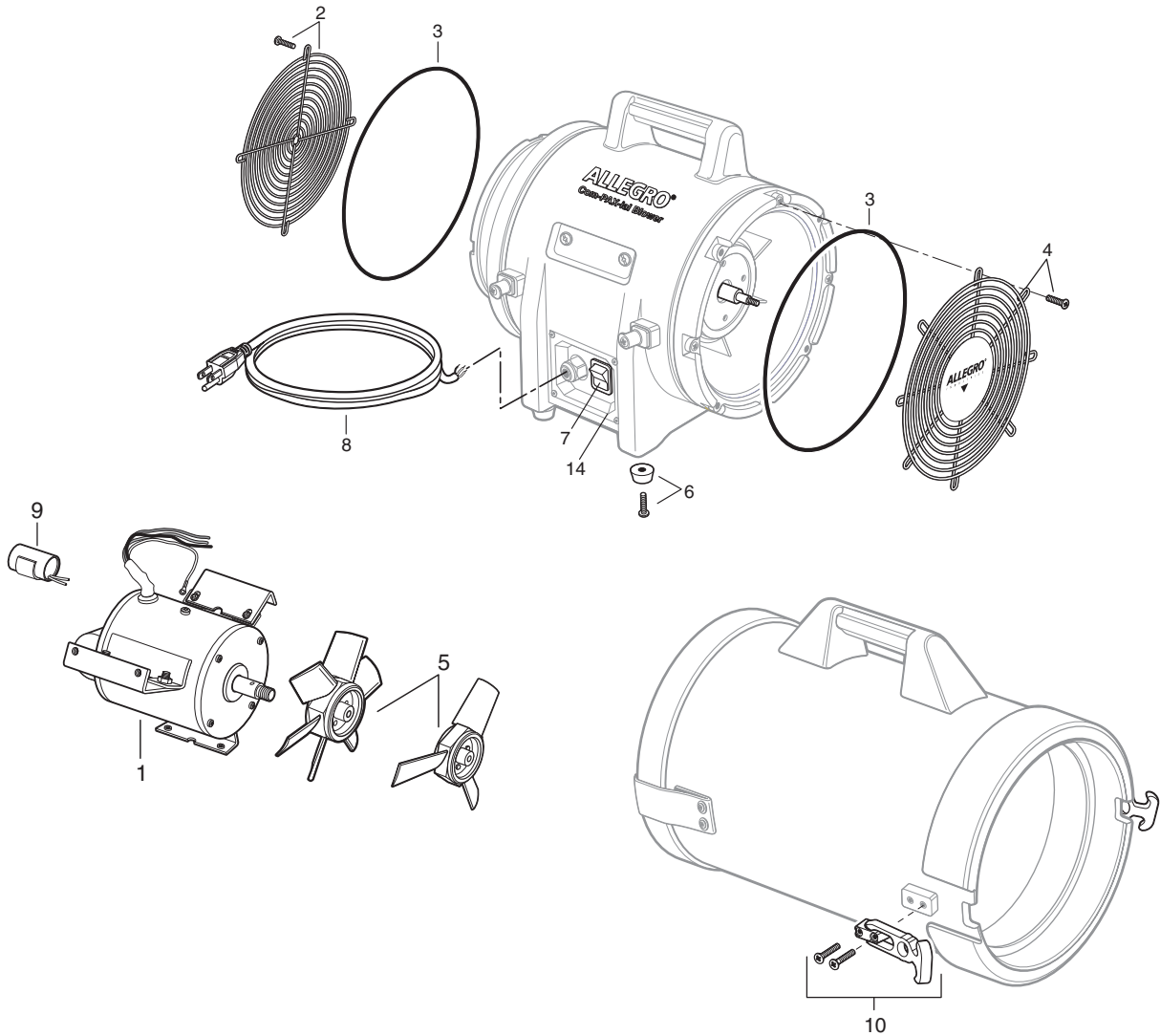
COM-PAX-IAL BLOWERS (AC 9534, 9534-15, 9534-25, DC 9537, 9537-15, 9537-25) 12" AXIAL BLOWER (9509, 9509-50, EX 9509-01, DC 9529)



Key Part #	Description	Key Part #	Description	Key Part #	Description
9534	AC Com-Pax-ial Blower	129534-15A	15'25' Duct Canister	32	9534-15R Adaptor Ring
9534-15	AC Com-Pax-ial Blower w/Cannister & 15' Ducting	13	9509-05 Standard, EX Housing & DC 9509-55 High Output Housing	33	9514-01B Duct Clamp
9534-25	AC Com-Pax-ial Blower w/Cannister & 25' Ducting	14	9800-90 Tap Bolt	34	9800-89 Acorn Cap Nut (2)
9537	DC Com-Pax-ial Blower	15	9500-79 Bolt	35	9514-01C Strap & Hook
9537-15	DC Com-Pax-ial Blower w/Cannister & 15' Ducting	16	9500-67 K-Nut	36	9534-09 Capacitor Clamp
9537-25	DC Com-Pax-ial Blower w/Cannister & 25' Ducting	17	9800-62 Flat Washer	37	9513-63 Capacitor
9509	12" Axial Blower (STD)	18	9506-40 Electric Cord w/Clamp	38	9513-64 Capacitor Boot
9509-50	12" Axial Blower (High Outout)	19	9506-10 Motor /DC 1/3 H.P.	39	9800-91 Spacer
9509-01	12" Axial Blower (Expl. Proof)	20	9513-61 Retaining Sleeve	40	9513-09 Motor Clamp Ring (Only for Com-PAX-ial)
1	9534-02 Fan Guard	21	9500-91 Socket Set Screw	41	9534-08 Capacitor Pad
2	9500-91 Socket Set Screw	22	9509-06 Fan, STD & DC 9509-56HO Fan, High Output 9509-06EX Fan, EX	42	9513-03 Motor, STD, Com-PAX-ial 12" 1/3 HP 9509-53 Motor, HO 12" 1/2 HP 9513-03EX Motor, EX 12" 1/3 HP (w/Cord)
3	9534-05 Fan, 6 Blade	23	9509-02 Fan Guard	43	9800-92 Wire Connector
4	9505-06 Feet	24	9800-84 Screw (2)	44	9534-07 Strain Relief
5	9500-63 Flat Washer	25	9800-85 Flat Washer (2)	45	9512-02A Cord (STD AC)
6	9800-66 Machine screw	26	9506-11 Fuse	46	9800-98 Cable Clip
7	9500-69 Lock Nut	27	9800-87 Lock Nut	47	9500-15A Ventilation Duct, 15' 9500-25A Ventilation Duct, 25'
8	9513-12 Grommet (Obsolete - replaced w/ #44)	28	9500-71 Lock Washer (2)	48	9515-07 High Output Cord
9	9506-42 Fuse Holder	29	9534-15D Latch	49	9503-02 Plug 20A/125V (EX)
10	9513-07 Handle	30	9800-86 Machine Screw	50	9503-03 Recepticle (EX) (Sold Separately)
11	9534-04 AC and DC Chassis	31	9534-10 Vinyl Trim		

12" PLASTIC AXIAL BLOWERS

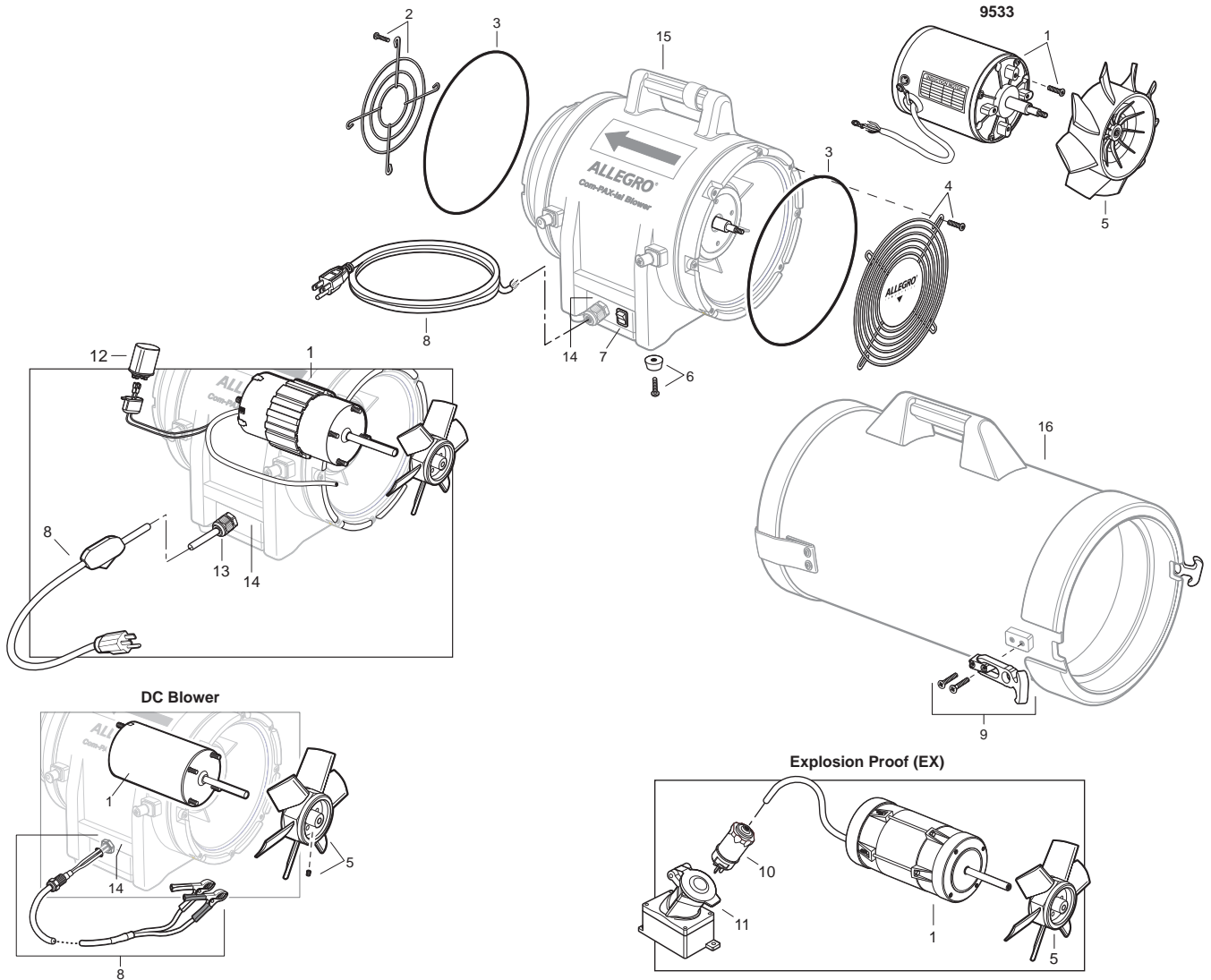
(AC-9543, 9543-15, 9543-25
DC-9546, 9546-15, 9546-25
EX-9548, 9548-15)



Key Part #	Description	Key Part #	Description	Key Part #	Description
9543	12" Plastic Axial AC Blower	2	9543-09 Fan Guard w/Screws	13	9534-07 Compaxial Strain Relief
9543-15	12" Plastic Axial AC Blower w/Canister & 15' Ducting	3	9543-05 Canister O-Ring	14	9543-12 Switch Plate w/Screws
9543-25	12" Plastic Axial AC Blower w/Canister & 25' Ducting	4	9543-07 Fan Grill w/Screws	15	9543-12P Rectangular Hole Plug
9546	12" Plastic Axial DC Blower	5	9543-10 Fan, 6 Blade	16	9543-14 Blower Chassis Kit, 12"
9546-15	12" Plastic Axial DC Blower w/Canister & 15' Ducting	5	9509-06 Fan, 3 Blade	17	9548-55DC Motor Mount
9546-25	12" Plastic Axial DC Blower w/Canister & 25' Ducting	5	9509-06EX Fan, 3 Blade, EX	18	9503-02 Plug, 20A/125V
9548	12" Plastic Axial EX Blower	6	9543-06 Feet Kit, Includes 4 Feet & 4 Screws (not sold separately)	19	9543-12B Strain Relief
9548-15	12" Plastic Axial EX Blower w/Canister & 15' Ducting	7	9543-13 Switch		
1	9543-03 Motor	8	9543-04 Electric Cord		
	9506-10 Motor DC, 12 VDC		9506-02 Portable Cord, 12/2		
	9513-03 Motor, EX	9	9543-03C Capacitor		
		10	9543-08 Canister Latch Kit		
		11	9506-03 Clamps, Battery 50 Amp		
		12	9506-11 Fuse, 30 Amp, DC Motor		

8" PLASTIC COM-PAX-IAL BLOWERS

(AC-9533, 9533-15, 9533-25, DC-9536, 9536-15, 9536-25, EX-9538, 9538-15, 9538-25)

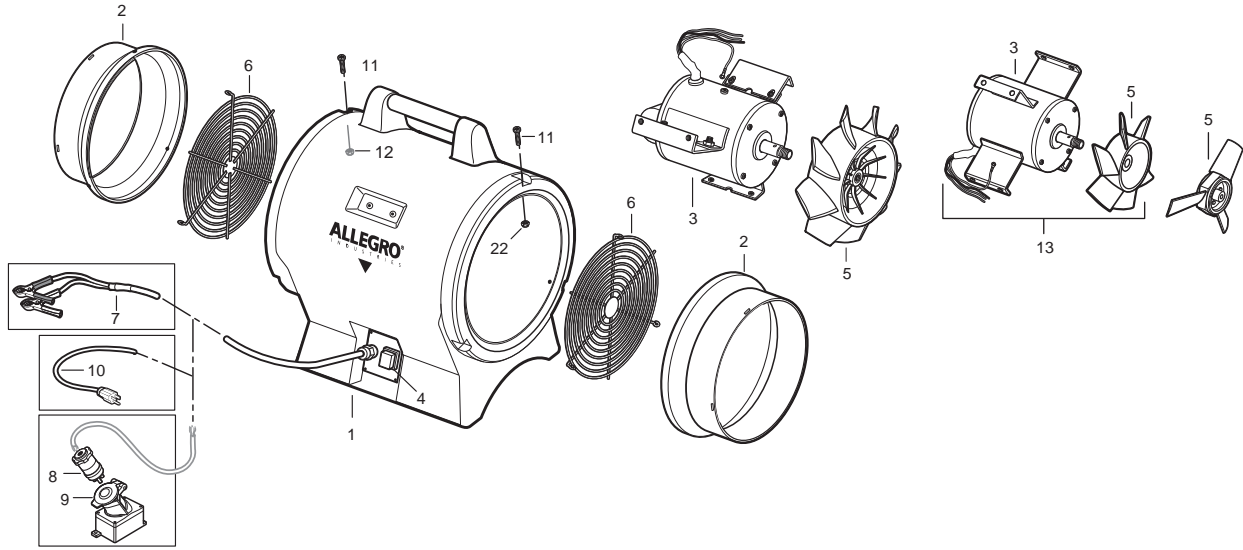


Key Part #	Description	Key Part #	Description	Key Part #	Description
9533	AC Plastic Compaxial Blower	3	9533-05 Canister O-Ring	15	9533-14 8" Chassis
9533-15	AC Plastic Compaxial Blower, w/Canister & 15' Ducting	4	9533-07 Fan Grill w/Screws (not sold separately)	16	9533-01A Canister w/o Ducting
9533-25	AC Plastic Compaxial Blower, w/Canister & 25' Ducting	5	9533-10 Fan (AC)	9533-01	Canister w/15' Ducting
9536	DC Plastic Compaxial Blower	5	9536-10 Fan, 6 Blade (DC)	9533-02	Canister w/25' Ducting
9536-15	DC Plastic Compaxial Blower, w/Canister & 15' Ducting	5	9538-10EX Fan, (EX)	9538-01	Canister w/15' Ducting, EX
9536-25	DC Plastic Compaxial Blower, w/Canister & 25' Ducting	6	9533-06 Feet Kit, Includes 4 Feet & 4 Screws (not sold separately)	9538-02	Canister w/25' Ducting, EX
9538	AC EX Plastic Compaxial Blower	7	9543-13 On/Off Switch		
9538-15	AC EX Plastic Compaxial Blower w/Canister & 15' Ducting	8	9533-04 Electric Cord 20'		
9538-25	AC EX Plastic Compaxial Blower w/Canister & 25' Ducting	8	9506-40 Electric Cord w/Clamp (DC)		
1	9533-03 Motor, (AC) 1/3 HP, 115/220V AC	8	9512-12 Electric Cord w/Switch		
	9506-10 Motor, (DC) 1/3 HP	9	9533-08 Canister Latch Kit: Includes Latch, Plastic Parts & Screws (not sold separately)		
	9513-03EX Motor, (AC) (EX) 1/3 HP. w/Cord	10	9503-02 Plug, 20A/125V, EX		
	9513-03 Motor, (AC) 1/2 HP	11	9503-03 Recepticle EX. (Sold separately)		
2	9533-09 Fan Guard w/Screws (not sold separately)	12	9533-03C Capacitor, Electric Motor		
		13	9534-07 Strain Relief		
		14	9533-12 Switch Box		

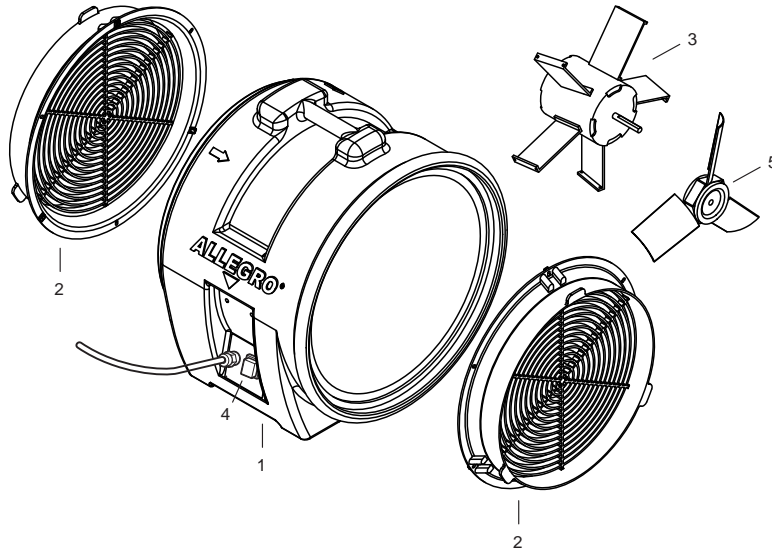
INDUSTRIAL PLASTIC BLOWERS

(9539-08, 9539-12, 9539-12DC, 9539-12EX, 9539-16)

8" and 12" Industrial Plastic Blowers

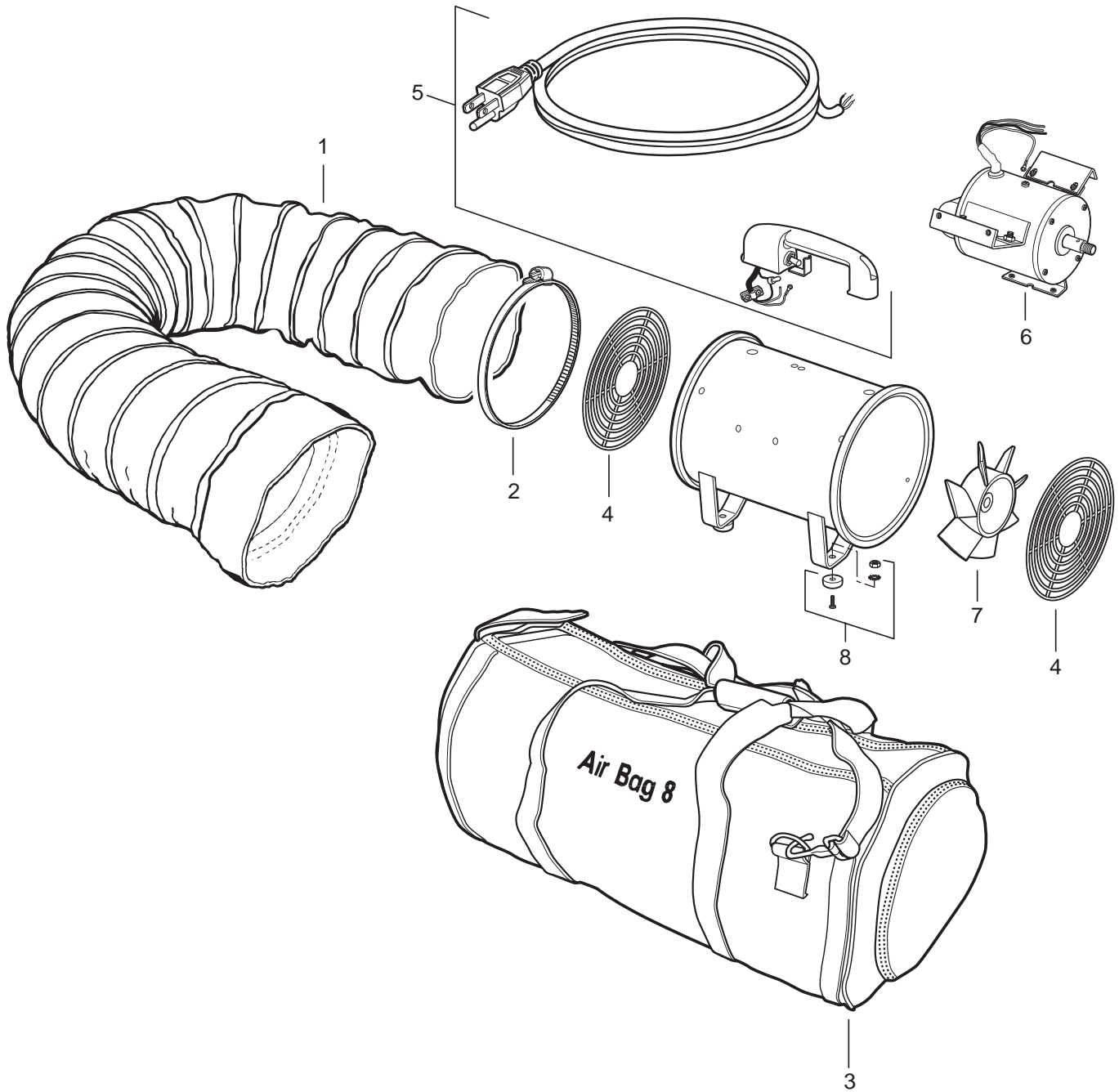


16" Industrial Plastic Blower



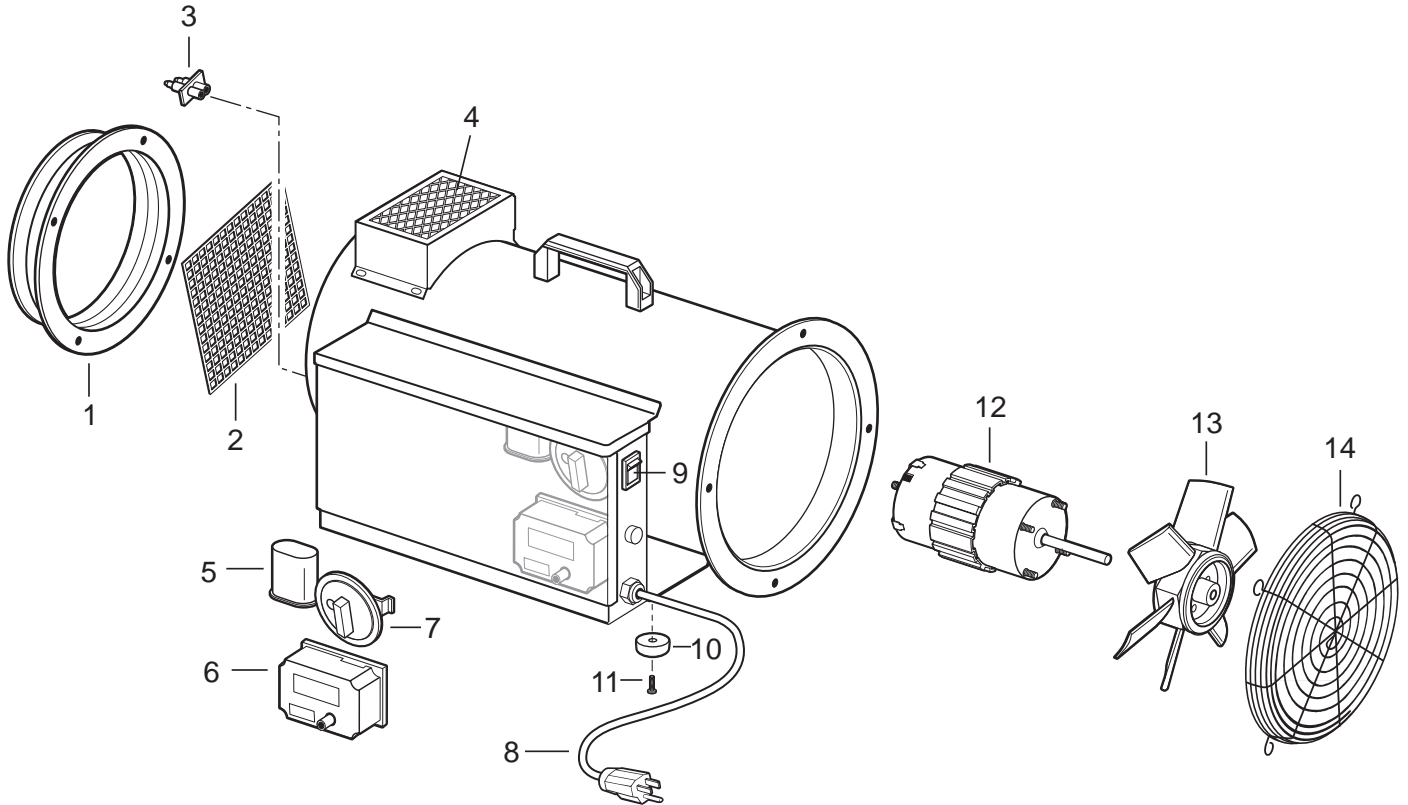
Key	Part #	Description	Key	Part #	Description	Key	Part #	Description
	9539-08	8" Industrial Plastic Blower	4	9539-08E	Switch w/Panel (for 8" Blower)	12	9500-69	Lock Nut
	9539-12	12" Industrial Plastic Blower		9539-12E	Switch w/Panel (for 12" Blower)	13	9539-12CF	12" Blower Motor w/Fan
	9539-12DC	12" DC Industrial Plastic Blower		9539-16E	Switch w/Panel (for 16" Blower)			
	9539-12EX	12" EX Industrial Plastic Blower	5	9539-08F	Fan, 8 Blade (for 8" Blower)			
	9539-16	16" Industrial Plastic Blower		9539-12F	Fan, 8 Blade (for 12" Blower)			
1	9539-08A	8" Blower Housing		9509-06	Fan, DC 3 Blade (for 12" Blower)			
	9539-12A	12" Blower Housing		9509-06EX	Fan, EX 3 Blade (for 12" Blower)			
	9539-16A	16" Blower Housing		9539-16F	Fan, 3 Blade (for 16" Blower)			
2	9539-08B	8" Plastic Duct Connector	6	9539-08G	8" Grill			
	9539-12B	12" Plastic Duct Connector		9539-12G	12" Grill			
	9539-16B	16" Plastic Duct Connector	7	9506-40	DC Power Cord w/Clamps			
3	9539-08C	Motor, 1/3 HP (for 8" Blower)	8	9503-02	Plug 20A/125V (EX)			
	9539-12C	Motor, AC 1 HP (for 12" Blower)	9	9503-03	Recepticle (EX) (sold separately)			
	9506-10	Motor, DC 1/3 HP (for 12" Blower)	10	9539-08K	8" Blower Cord			
	9513-03EX	Motor, EX 1/3 HP (for 12" Blower)		9539-12K	12" Blower Cord			
	9539-16C	Motor, 1 HP (for 16" Blower)	11	9800-66	Machine Screw			

AIR BAG 8 (9535-08) AIR BAG 12 (9535-12)



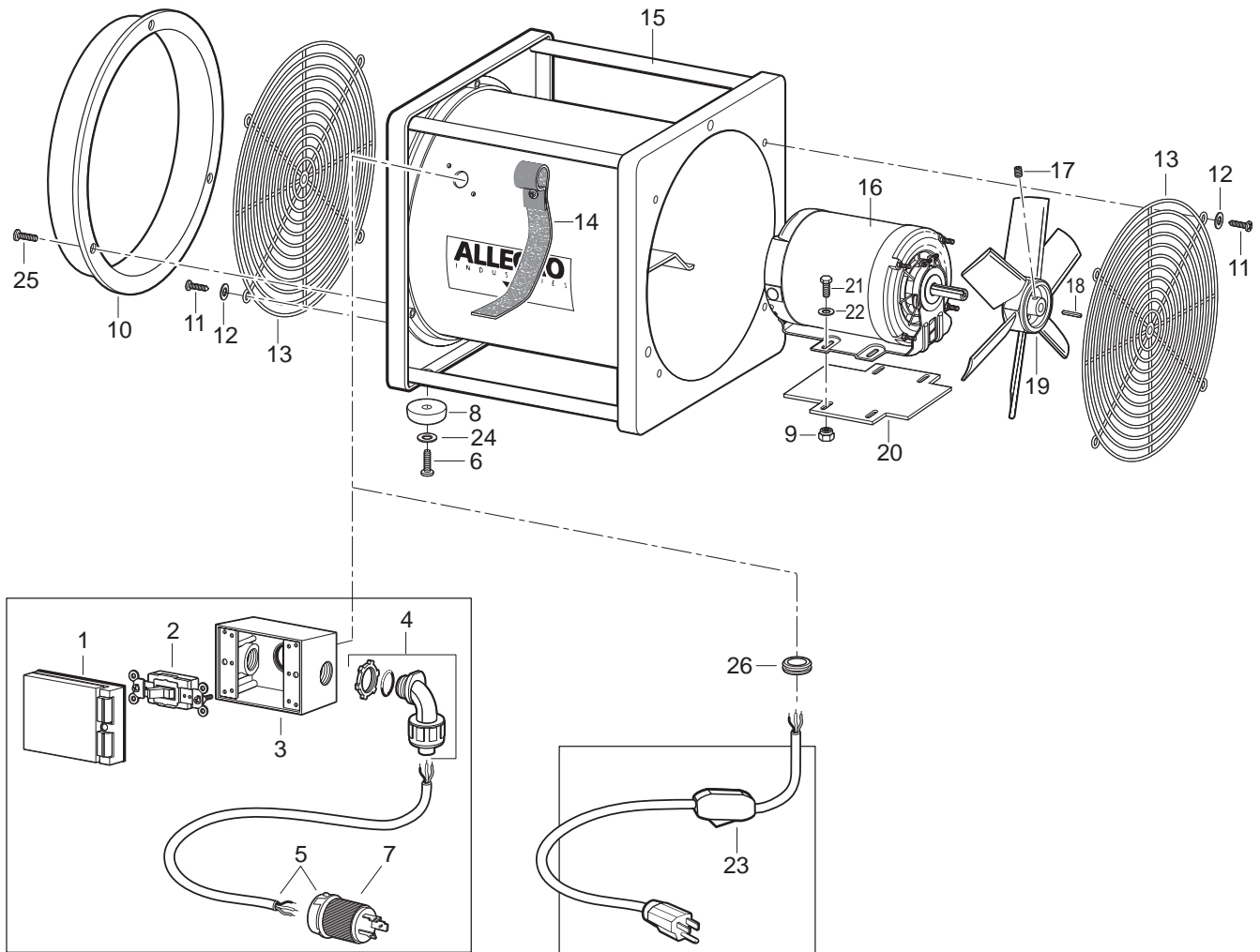
Key	Part #	Description	Key	Part #	Description	Key	Part #	Description
	9535-08	Air Bag 8		9535-12C	Blower Bag (Air Bag 12)	6	9535-08M	Motor (Air Bag 8)
	9535-12	Air Bag 12	4	9535-08G	Grill (Air Bag 8)		9535-12M	Motor (Air Bag 12)
1	9535-08D	Ducting (Air Bag 8)		9535-12G	Grill (Air Bag 12)	7	9535-08E	Fan (Air Bag 8)
	9535-12D	Ducting (Air Bag 12)	5	9535-08H	Handle with Cord (Air Bag 8) w/Switch and Screws		9535-12E	Fan (Air Bag 12)
2	9514-01B	Duct Clamp (Air Bag 8)		9535-12H	Handle with Cord (Air Bag 12) w/Switch and Screws	8	9535-08F	Rubber Feet, Set of 4 (Air Bag 8)
	9535-12CP	Duct Clamp (Air Bag 12)					9535-12F	Rubber Feet, Set of 4 (Air Bag 12)
3	9535-08C	Blower Bag (Air Bag 8)						

PROPANE HEATER BLOWER (9513-75)



Key	Part #	Description	Key	Part #	Description	Key	Part #	Description
	9513-75	Propane Heater/Blower	6	9513-75B	Circuit Board	13	9513-75F	Fan
1	9513-75D	Outer Ring	7	9513-75A	Air Pressure Switch	14	9513-75G	Intake Grill
2	9513-75E	Outlet Screen	8	9513-75L	Cord			
3	9513-75H	Spark Igniter/Flame Sensor Electrode	9	9513-75M	Rocker Switch			
4	9513-75J	Chimney	10	9513-75R	Rubber Foot (set of 4)			
5	9513-75K	Capacitor	11	9513-75S	Screw			
			12	9513-75C	Motor, 1/3 HP			

**16" STANDARD BLOWER (9515), 16" HIGH OUTPUT BLOWER (9516)
20" STANDARD BLOWER (9525), 20" HIGH OUTPUT BLOWER (9525-50)**

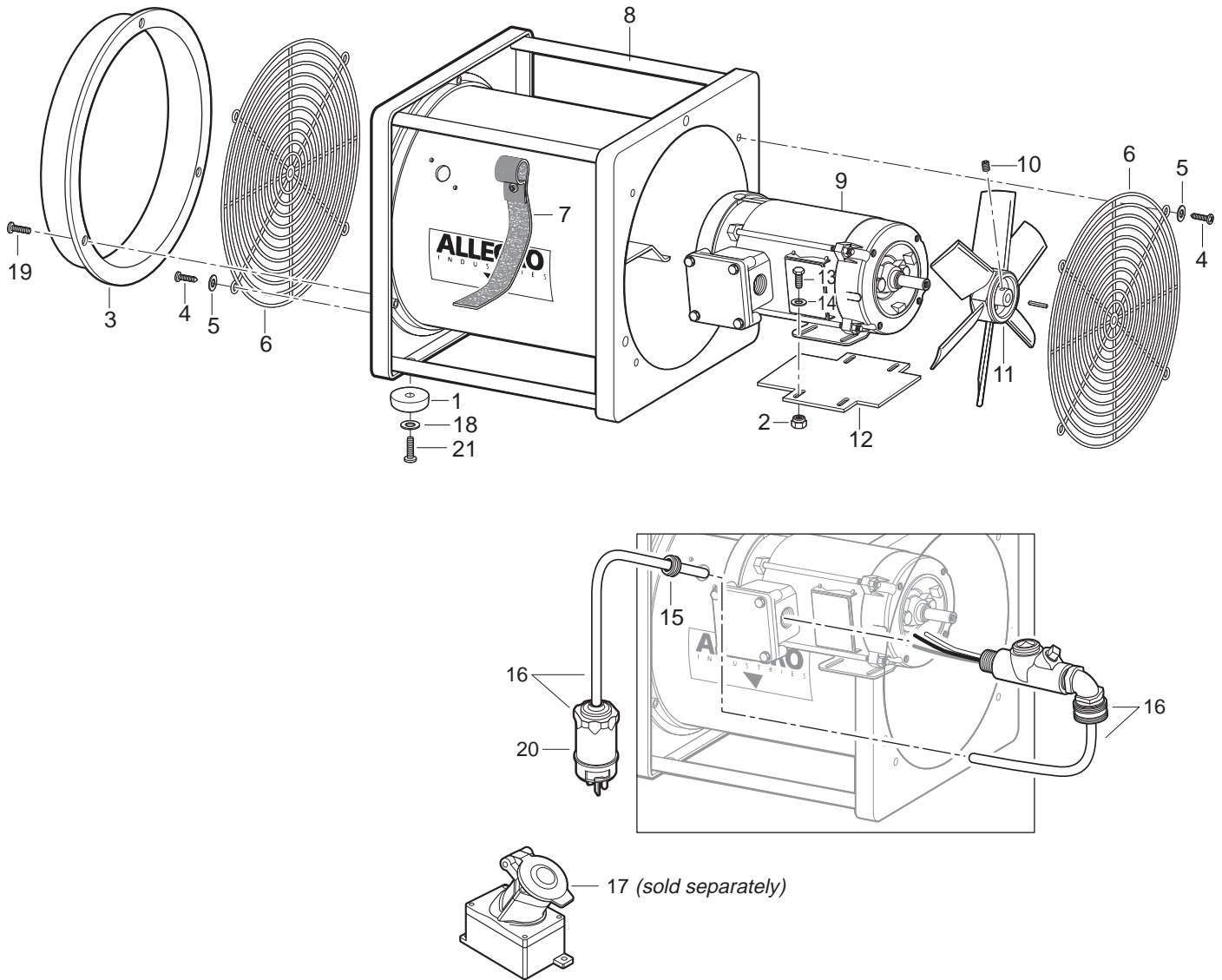


**High Output Blower (HO)
16" (9516)
20"(9525-50)**

**Standard Blower (STD)
16" (9515)
20"(9525)**

Key	Part #	Description	Key	Part #	Description	Key	Part #	Description
	9515	16" Standard Blower (STD)	12	9513-16	Grommet	22	9800-61	Flat Washer
	9516	16" High Output Blower (HO)	13	9515-02	Grill (16" Blower)	23	9515-07	Cord (STD)
	9525	20" Standard Blower (STD)		9525-02	Grill (20" Blower)	24	9500-63	Flat Washer
	9525-50	20" High Output Blower (HO)	14	9515-30	Cord Restraining Handle	25	9800-66	Machine Screw
1	9516-09	Switch Cover	15	9515-05	Chassis (16" Blower)	26	9515-11	Grommet (STD)
2	9516-08	Switch		9525-05	Chassis (20" Blower)			
3	9516-07	Switch Housing	16	9515-10	Motor 1/2 H.P. 120V (STD)			
4	9503-04	Flex Conduit		9516-04	Motor 2 H.P. 120V (HO)			
5	9516-20	Cord w/Plug Assy., 30A/125V (HO)	17	9513-62	Socket Set Screw			
6	9800-68	Machine Screw	18	9505-09A	Key (For STD only)			
7	9842-74	Plug 115V	19	9515-14	Fan, 6 Blade (STD)			
8	9505-06	Feet		9515-06	Fan, 3 Blade (HO)			
9	9500-68	K-Nut		9525-14	Fan, 3 Blade (STD)			
10	9515-03R	Duct Ring Adaptor (16" Blower)		9525-06	Fan, 4 Blade (HO)			
	9525-03R	Duct Ring Adaptor (20" Blower)	20	9515-04	Motor Mount Pad			
11	9500-75	Machine Screw	21	9500-82	Tap Bolt			

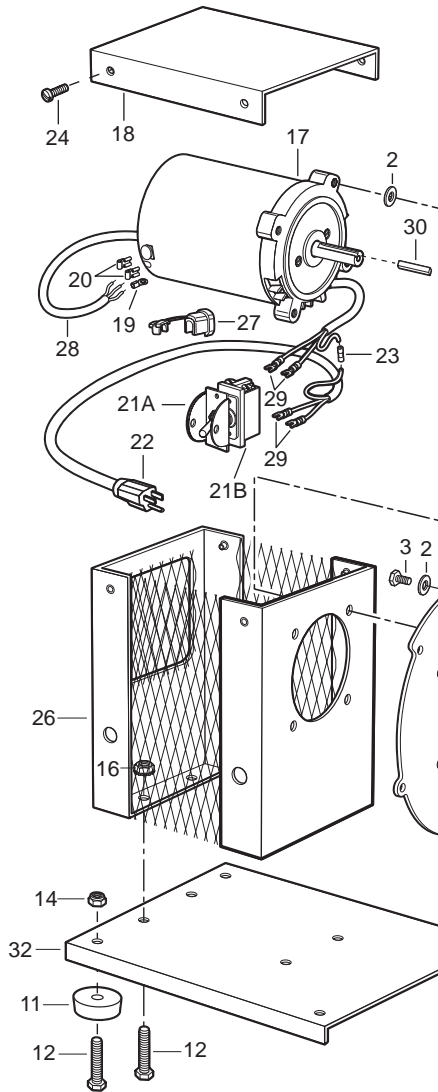
16" & 20" EXPLOSION PROOF BLOWERS (9515-01, 9525-01)
16" & 20" EXPLOSION PROOF HIGH OUTPUT BLOWERS (9515-50EXE, 9525-50EXE)



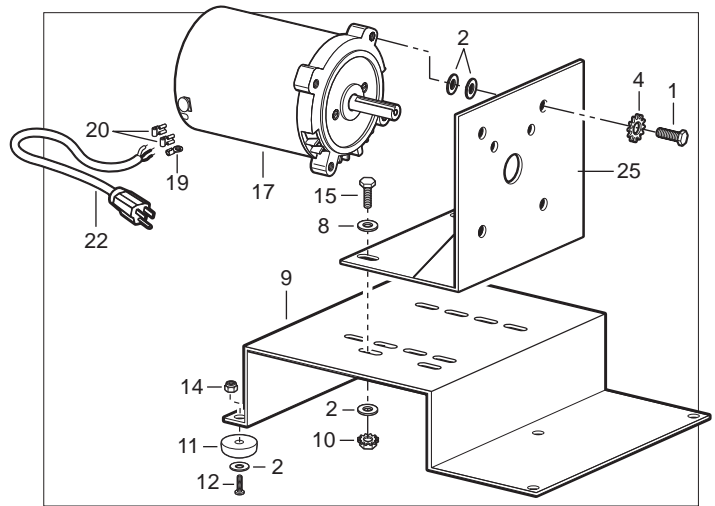
Key	Part #	Description	Key	Part #	Description	Key	Part #	Description	
	9515-01	16" Explosion Proof Blower (EX)	7	9515-30	Cord Restraining Handle	15	9872-12	Grommet	
	9525-01	20" Explosion Proof Blower (EX)	8	9515-05	Chassis (16" Blower)	16	9503-20	Cord w/Plug, 20A/125V (EX)	
	9515-50EXE	16" High Output Explosion Proof Blower (EX)		9525-05	Chassis (20" Blower)		9503-21	Cord w/Plug, 10A/220V AC	
	9525-50EXE	20" High Output Explosion Proof Blower (EX)	9	9515-10EX	Motor 1/2 H.P. 115/230V (EX)	17	9503-03	Receptacle 20A/125V AC (sold separately)	
				9516-01EX	Motor 3/4 H.P. 115/230V (EX)		18	9500-63	Flat Washer
				9515-51EX	Motor 1 1/2 H.P. Atex 115/230V (EX)		19	9800-66	Machine Screw
1	9505-06	Feet	10	9513-62	Socket Set Screw	20	9503-02	Plug, 20A/125V	
2	9500-68	K-Nut	11	9515-14EX	Fan, 6 Blade (EX)		9503-05	Plug, 20A/250V	
3	9515-03R	Duct Ring Adaptor (16" Blower)		9516-14EX	Fan, 3 Blade (EX)		21	9800-68	Machine Screw
		9525-03R		9525-14EX	Fan, 3 Blade (EX)				
4	9500-75	Machine Screw	12	9515-04	Motor Mount Pad				
5	9513-16	Grommet	13	9500-82	Tap Bolt				
6	9515-02	Grill (16" Blower)	14	9800-61	Flat Washer				
		9525-02							

STANDARD BLOWER (9504), ECONOMY BLOWER (9512) HIGH OUTPUT BLOWER (9504-50)

**Standard Blower (9504)
High Output Blower (9504-50)**

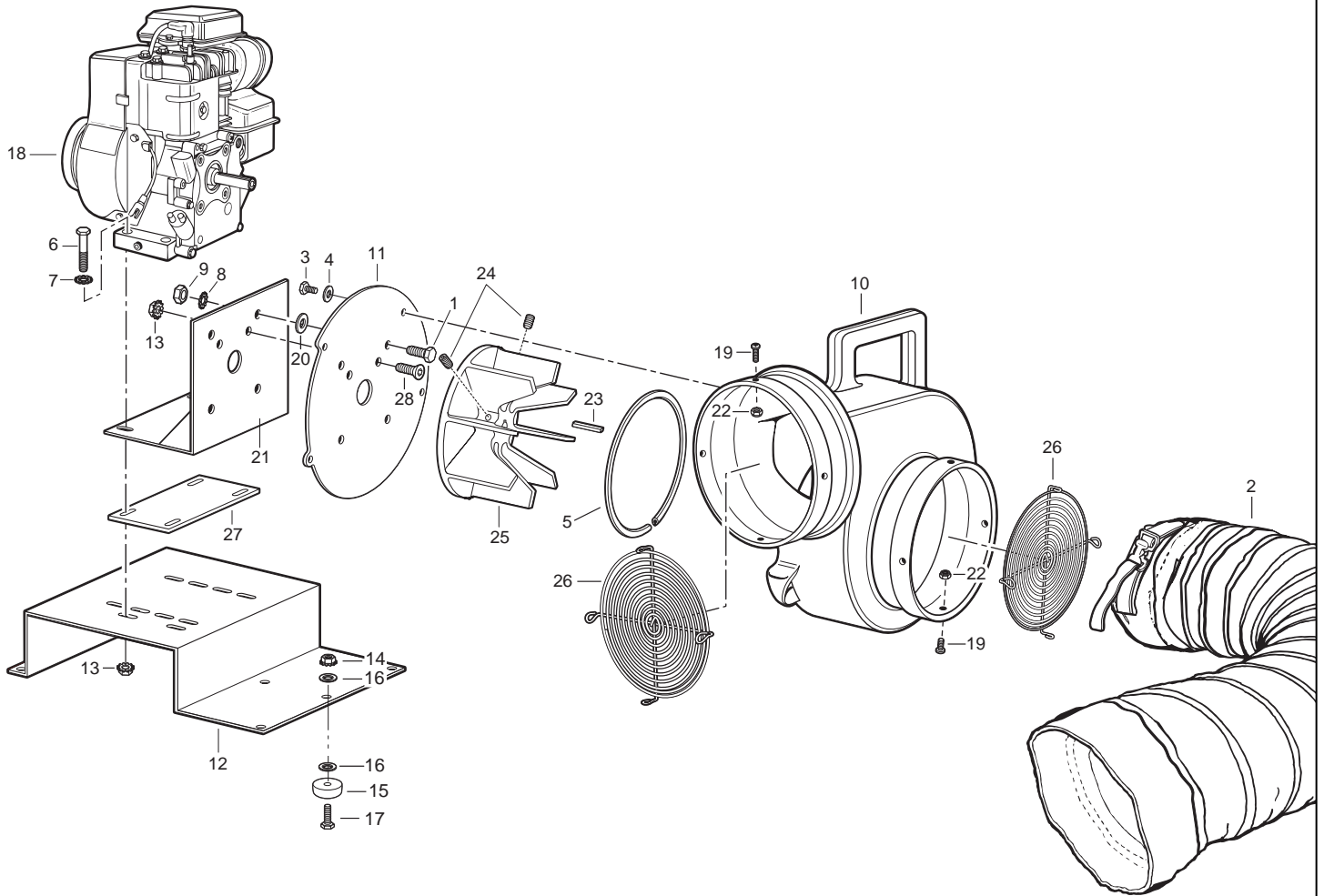


Economy Blower (9512)



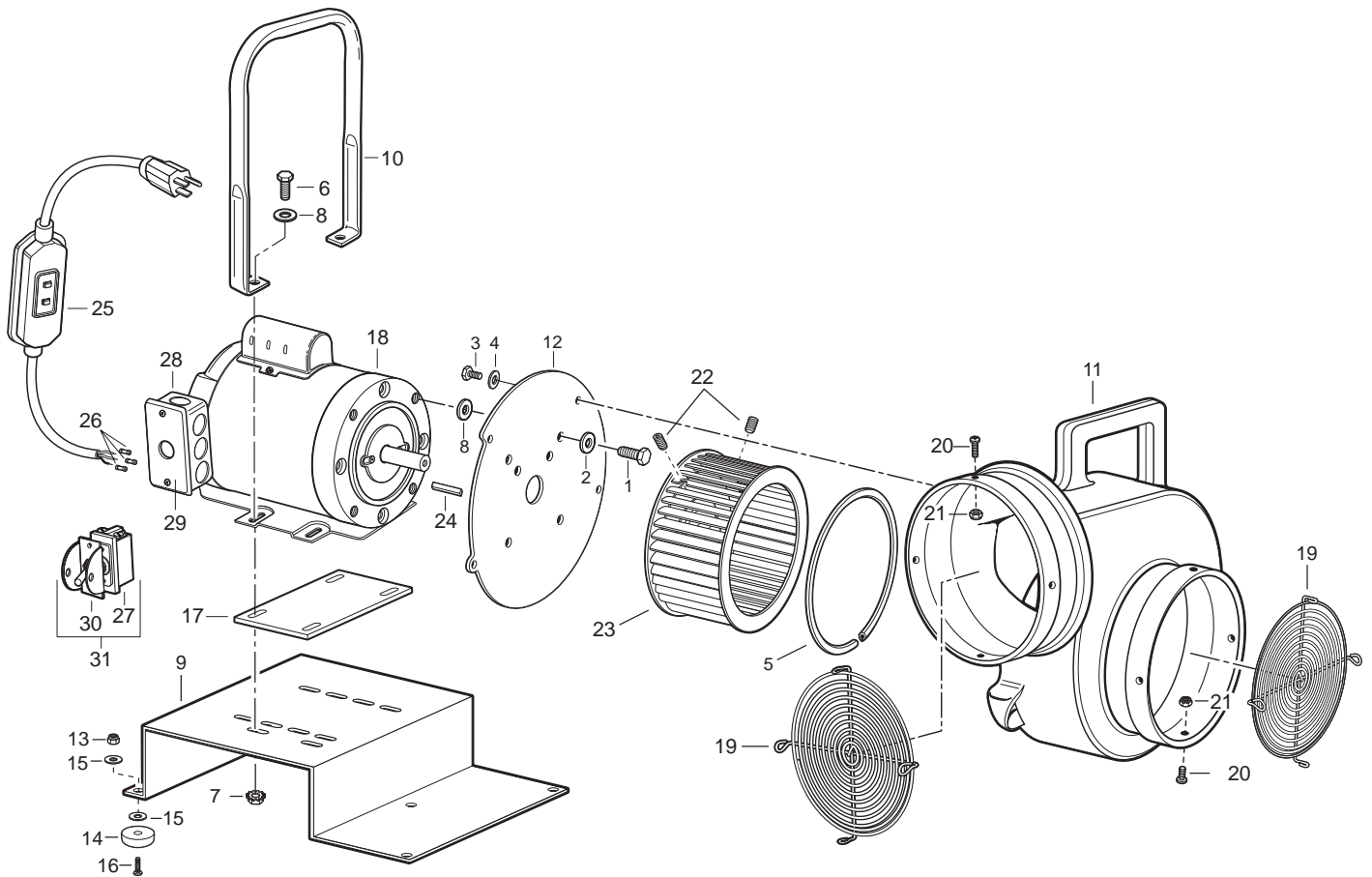
Key	Part #	Description	Key	Part #	Description	Key	Part #	Description
	9504	Standard Blower	12	9500-79	Tap Bolt	24	9800-66	Machine Screw
	9512	Economy Blower	13	9500-69	Lock Nut	25	9505-05	Motor Bracket
	9504-50	High Output Blower	14	9800-64	Lock Nut, Nylon	26	9500-93	Cage (Blower)
1	9500-80	Tap Bolt	15	9500-62	Bolt	27	9504-10	Strain Relief
2	9500-64	Flat Washer	16	9500-67	K-Nut	28	9500-99	Motor Cord
3	9500-74	Bolt	17	9504-04	3/4 HP Motor (High Output)	29	9500-94	Blue Spade
4	9500-70	Lock Washer		9512-01	1/3 HP Motor (Standard, Economy)	30	9505-09A	Shaft Key
5	9504-03B	Gasket, Cent. Housing	18	9500-97	Cover, Cage	31	9501-02	Fan Wheel, Steel
6	9504-03RM	Blower Housing	19	9800-76	Ground Connector	32	9500-92	Blower Base Plate
7	9504-03A	Mounting Plate	20	9800-75	Flag Connector	33	9534-02	Fan Guard
8	9500-64	Flat Washer	21A	9865-13	Toggle Switch	34	9500-91	Socket Set Screw
9	9512-03	Base	21B	9865-14	Switch Guard			
10	9500-68	K-Nut	22	9512-02A	Cord			
11	9505-06	Feet	23	9500-96	Butt Connector (for 9504 only)			

GAS BLOWER (9505, 9505-50)



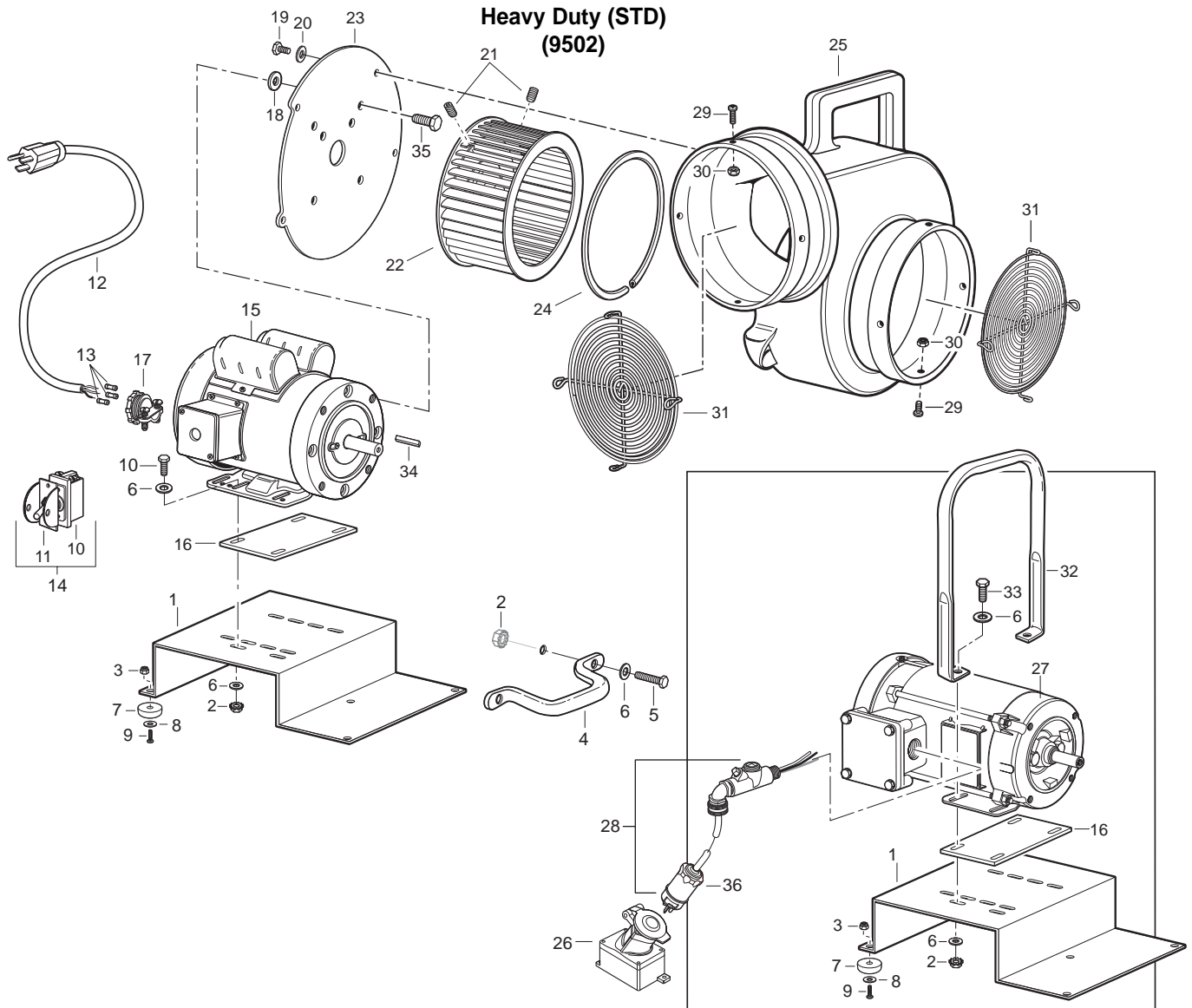
Key	Part #	Description	Key	Part #	Description	Key	Part #	Description
	9505	Gas Blower (Subaru)	13	9500-67	K-Nut	25	9505-09	Fan Wheel, Alum. (B & S)
	9505-50	Gas Blower (Honda)	14	9500-68	K-Nut		9505-15	Fan Wheel, Alum. (Honda & Subaru)
1	9500-80	Tap Bolt	15	9505-06	Feet	26	9534-02	Fan Guard
2	9505-16	Intake Ducting	16	9500-63	Flat Washer	27	9505-04	Motor Mount Pad
3	9500-74	Bolt	17	9500-79	Tap Bolt	28	9500-81	Flat Socket Screw
4	9500-72	Lock Washer	18	9505-01	Motor (Gas) 5.7 HP (Subaru)			
5	9504-03B	Housing Gasket		9505-02	Motor (Gas) 4 HP (Honda)			
6	9500-74	Bolt	19	9800-66	Machine Screw			
7	9800-62	Flat Washer	20	9800-62	Flat Washer			
8	9500-73	Lock Washer	21	9505-05	Motor Bracket			
9	9800-71	Nut	22	9500-69	Lock Nut			
10	9504-03RM	Housing	23	9505-09A	Shaft Key (B & S)			
11	9504-03A	Mounting Plate		9505-09B	Shaft Key (Honda)			
12	9512-03	Chassis Base	24	9500-91	Socket Set Screw			

TWO SPEED BLOWER (9507)



Key	Part #	Description	Key	Part #	Description	Key	Part #	Description
	9507	Two Speed Blower	12	9504-03A	Mounting Plate	24	9505-09A	Shaft Key
1	9500-82	Tap Bolt	13	9800-64	Lock Nut, Nylon	25	9540	Ground Fault Interrupter
2	9500-64	Flat Washer	14	9505-06	Feet	26	9513-14	Butt End Connector
3	9500-74	Bolt	15	9800-62	Flat Washer	27	9507-02	Switch
4	9500-72	Lock Washer	16	9500-79	Tap Bolt	28	9507-03	Switch Housing
5	9504-03B	Gasket	17	9515-04	Rubber Motor Mount	29	9507-04	Cover
6	9500-82	Tap Bolt	18	9507-01	3/4 HP 2 Speed Motor	30	9865-14	Switch Guard
7	9500-68	K-Nut	19	9534-02	Fan Guard	31	9865-13A	Toggle Switch Assembly
8	9500-64	Flat Washer	20	9800-66	Machine Screw			
9	9512-03	Base	21	9500-69	Lock Nut			
10	9500-05	Handle	22	9500-91	Socket Set Screw			
11	9504-03RM	Housing	23	9501-02	Fan Wheel (steel)			

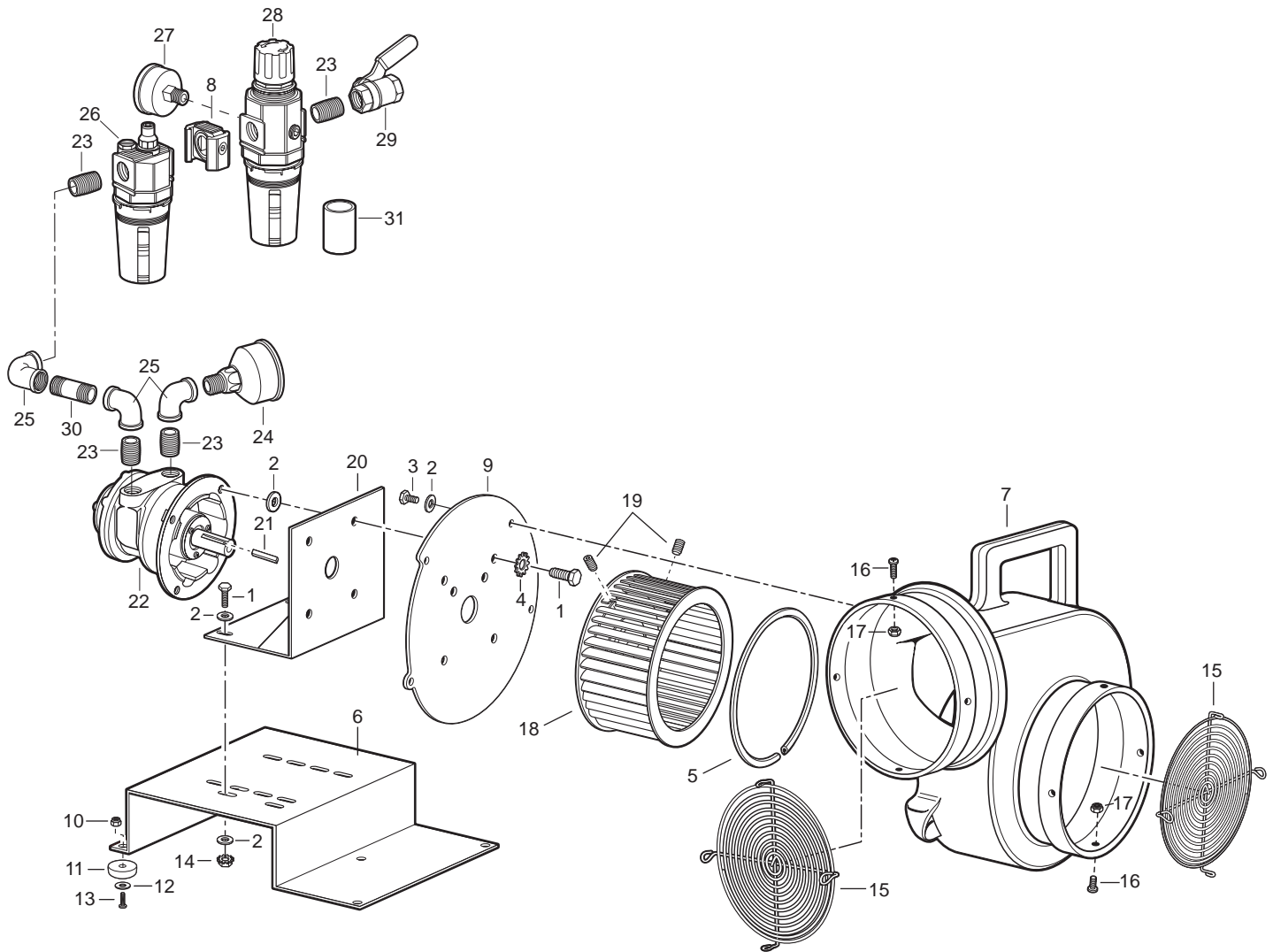
HEAVY DUTY BLOWER (9502) EXPLOSION PROOF BLOWER (9503)



Explosion Proof (EX) - (9503)

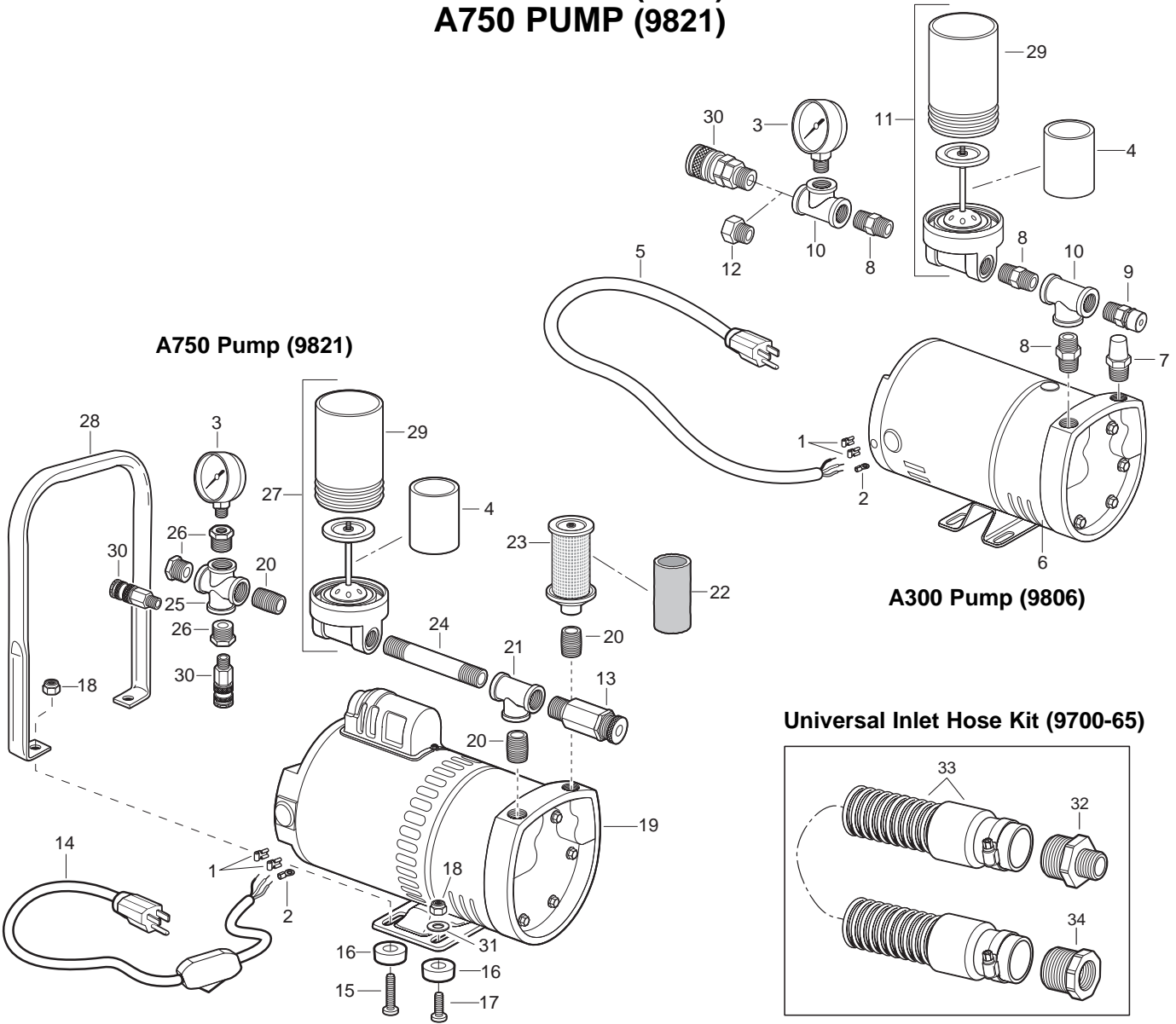
Key Part #	Description	Key Part #	Description	Key Part #	Description
9502	Heavy Duty Blower (STD)	14	9865-13A Toggle Switch Assembly	28	9503-20 Cord w/Plug, 20A/125V (EX)
9503	Explosion Proof Blower (EX)	15	9501-06 1.5 HP Motor	29	9800-66 Machine Screw
1	9512-03 Base	16	9515-04 Motor Mount Pad	30	9500-69 Lock Nut
2	9500-68 K-Nut	17	9506-04 Cord Strain Relief	31	9534-02 Fan Guard
3	9800-64 Lock Nut, Nylon	18	9500-61 Flat Washer	32	9700-05 Carrying Handle
4	9501-09 Base Handle	19	9500-74 Bolt	33	9500-82 Tap Bolt
5	9500-82 Tap Bolt	20	9500-72 Lock Washer	34	9505-09A Shaft Key
6	9500-64 Flat Washer	21	9500-91 Socket Set Screw	35	9500-77 Machine Screw
7	9505-06 Feet	22	9501-02 Fan Wheel, Steel (STD)	36	9503-02 Plug, 20A/125V (EX)
8	9800-62 Flat Washer		9501-03 Fan Wheel, Aluminum (EX)		
9	9500-75 Machine Screw	23	9504-03A Mounting Plate		
10	9865-13 Toggle Switch	24	9504-03B Housing Gasket		
11	9865-14 Plate	25	9504-03RM Blower Housing (sold separately)		
12	9831-75 Electric Cord	26	9503-03 Receptacle (EX) (sold separately)		
13	9513-14 Butt End Connector	27	9503-01 .75 HP Motor		

AIR DRIVEN BLOWER (9508)



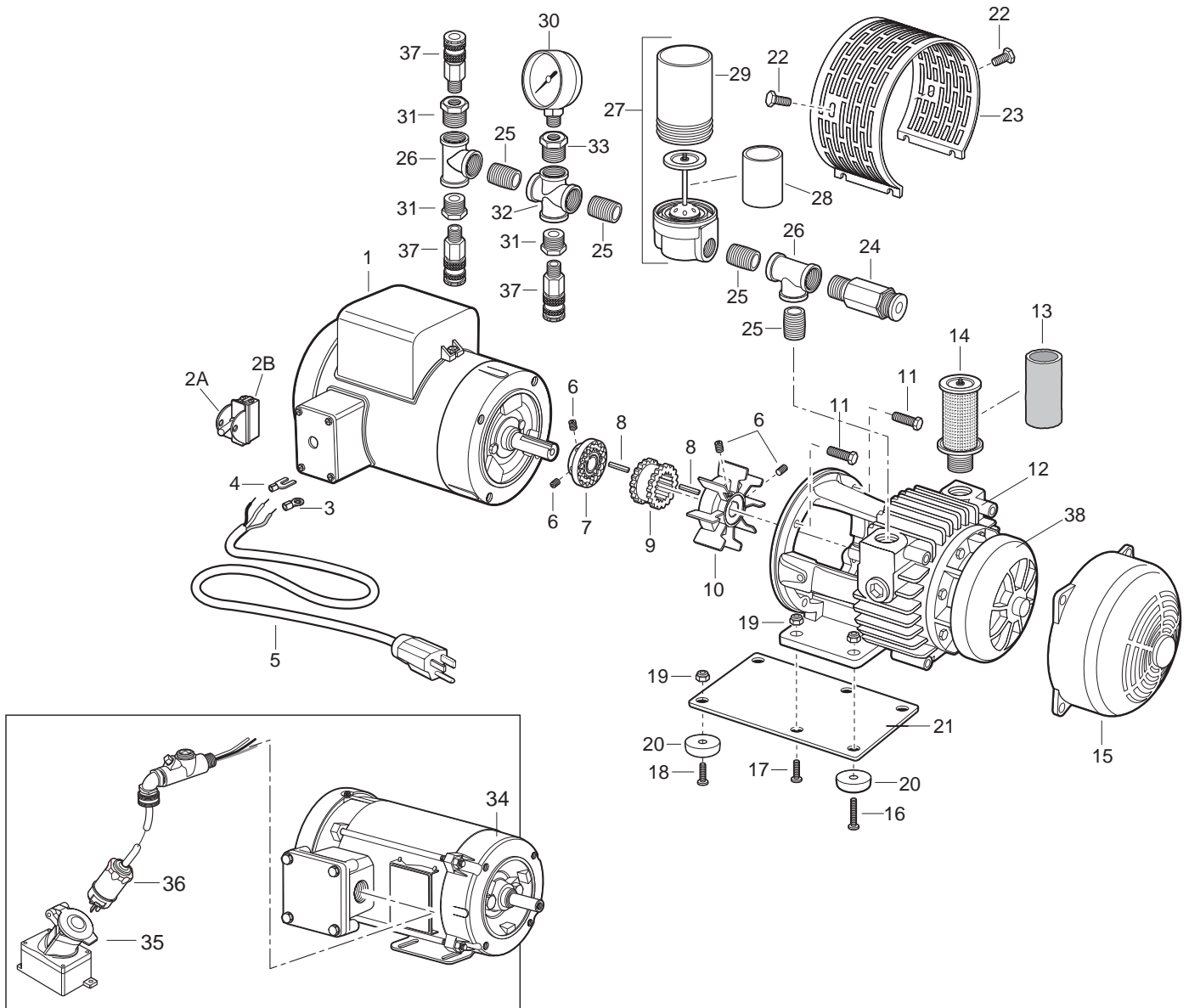
Key	Part #	Description	Key	Part #	Description	Key	Part #	Description
	9508	Air Driven Blower	13	9500-75	Machine Screw	26	9850-95LW	Lubricator
1	9500-77	Machine Screw	14	9500-68	K-Nut	27	9875-08	Gauge
2	9800-62	Flat Washer	15	9534-02	Fan Guard	28	9895-95RW	Regulator
3	9500-74	Bolt	16	9800-66	Machine Screw	29	9850-20	Ball Cock Valve
4	9500-70	Lock Washer	17	9500-69	Lock Nut	30	9000-23	Pipe Nipple
5	9504-03B	Gasket, Cent. Housing	18	9501-03	Fan Wheel (Aluminum)	31	9872-31	Micron Filter
6	9512-03	Base	19	9500-91	Socket Set Screw			
7	9504-03RM	Blower Housing	20	9505-05	Motor Bracket			
8	9872-07	Joiner Set	21	9505-09A	Shaft Key			
9	9504-03A	Mounting Plate	22	9850-AA	Compressor			
10	9800-64	Lock Nut, Nylon	23	9000-01	Closed Nipple (STD)			
11	9505-06	Feet	24	9850-09	Muffler Assembly			
12	9500-63	Flat Washer	25	9000-16	Elbow			

A300 PUMP (9806) A750 PUMP (9821)



Key	Part #	Description	Key	Part #	Description	Key	Part #	Description
	9806	A-300 Pump	16	9700-06	Rubber Feet (each)	33	9700-66	Universal Inlet Hose (50 Feet) w/Cuff
	9821	A-750 Pump	17	9800-69	Machine Screw	34	9700-60A	Bushing
	9822	A-750TE (Totally Enclosed)	18	9800-64	Nylon Lock Nut		9700-60C	Bushing for 9846-27 (Not Shown)
1	9800-75	Flag Connector	19	9821-AA	Pump & Motor Assembly (3/4 HP Motor)		9000-27	Adaptor for 9806 (Not Shown)
2	9800-76	Ground Connector	20	9000-05	Close Nipple Tube	Available for All Models		
3	9700-04	Pressure Gauge	21	9000-04	Brass Tee	9700-11	9700-11	Pump Flushing Liquid (Not Shown)
4	9700-02	Exhaust Filter Element	22	9700-01	Inlet Filter Element	9700-65	9700-65	Universal Inlet Hose Kit (complete)
5	9512-02A	Cord	23	9700-08	Inlet Filter Assembly (w/Filter)	Model A-300 Service Kit (Not Shown)		
6	9806AA	Pump & Motor Assembly (1/4 HP Motor)	24	9000-06	Nipple Tube	9700-40	9700-40	Service Kit Includes; Vanes (set of 4), Filters, and Flushing Liquid
7	9700-07	Inlet Filter	25	9000-09	Galvanized Cross	9700-41S	9700-41S	Vanes (set of 4)
8	9000-25	Hex Nipple	26	9000-07	Chrome Hex Bushing	Model A-750, A-750TE Service Kit (Not Shown)		
9	9700-79	Pressure Relief Valve	27	9700-09	Exhaust Filter Assembly (w/Filter)	9700-50	9700-50	Service Kit Includes; Vanes (set of 4), Filters, and Flushing Liquid
10	9000-26	Brass Tee	28	9700-05	Carry Handle	9700-51S	9700-51S	Vanes (set of 4)
11	9700-10	Exhaust Filter Ass. (w/Filter)	29	9700-15C	Exhaust Filter Canister			
12	9000-27	Reducer (Optional)	30		Coupler (See Page 48)			
13	9700-03	Pressure Relief Valve	31	9800-62	Flat Washer			
14	9512-02	Cord w/Switch	Universal Inlet Hose Kit					
15	9800-68	Machine Screw	32	9700-60B	Reducer Nipple			

A1500TE (9832), A1500EX (9833)

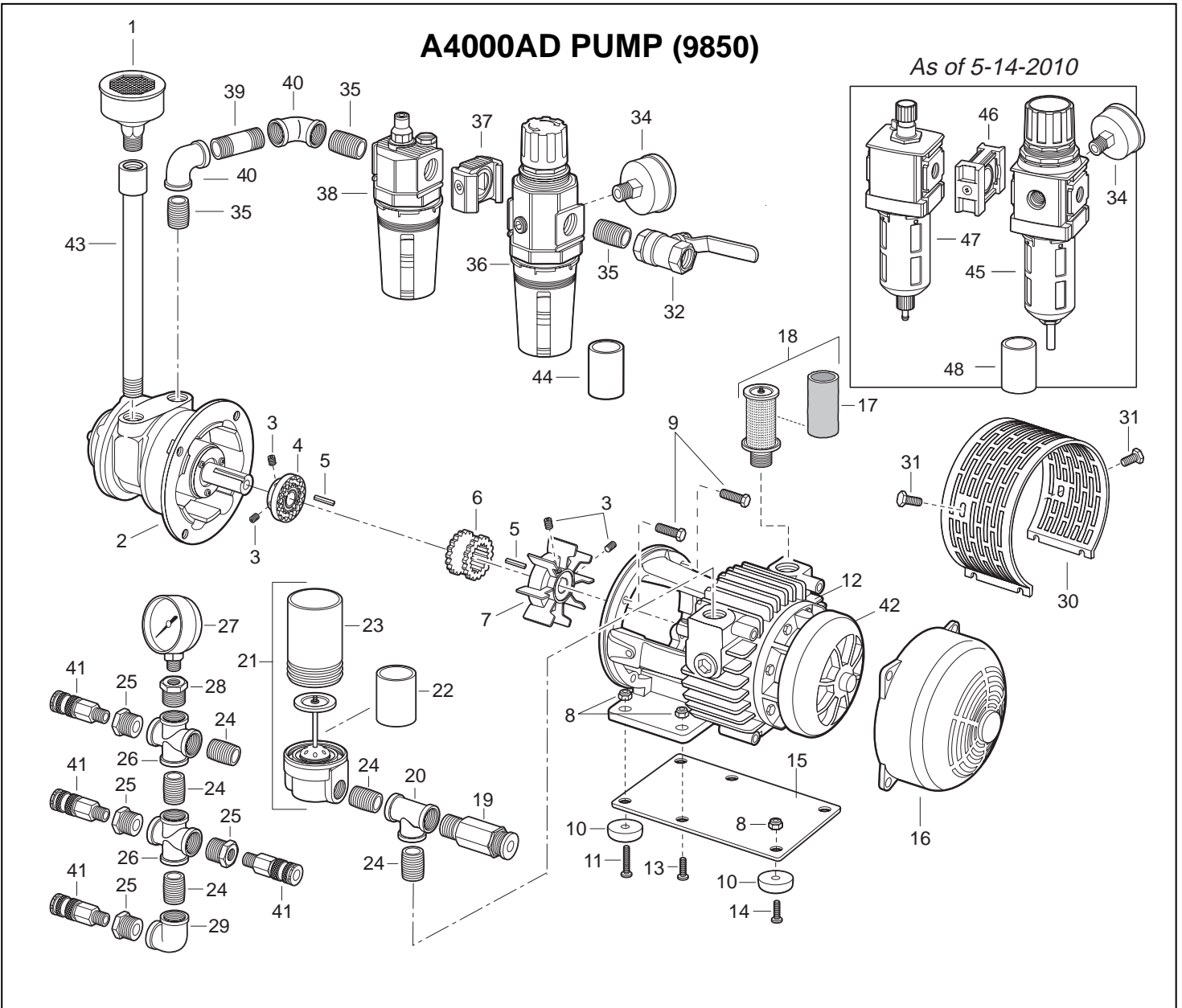


A1500EX (9833)

Key Part #	Description	Key Part #	Description	Key Part #	Description
(9832)	A1500 TE	14	9700-77 Inlet Filter Assembly	30	9700-04 Pressure Gauge
(9833)	A1500 EX	15	9832-03 Fan Guard	31	9000-11 Chrome Hex Bushing (Optional)
1	9832-99 1.5 H.P. Motor	16	9800-69 Machine Screw	9000-12	Chrome Hex Bushing (STD)
2A	9865-14 Switch Guard	17	9800-68 Machine Screw	32	9000-13 Galvanized Cross
2B	9865-13 Toggle Switch	18	9800-67 Machine Screw	33	9000-12 Chrome Hex Bushing
3	9800-77 Yellow Ring	19	9800-64 Nylon Lock Nut	34	9833-100 1.5 H.P. Motor (EX Single Phase)
4	9800-78 Yellow Spade	20	9700-06 Rubber Feet	35	9503-03 Receptacle 20 Amp -125 Volt (EX) (Sold Separately)
5	9831-75 Electric Cord	21	9831-88 Pump Base Plate	36	9503-02 Plug 20 Amp -125 Volt (EX)
6	9800-79 Set Screw	22	9800-74 Tap Bolt	37	Coupler (See Page 48)
7	9832-50 Coupling Half	23	9800-82 Shroud	38	9832-02 Fan
8	9800-80 Set Key	24	9700-76 Pressure Relief Valve	Accessories (Not Shown)	
9	9832-51 Spacer	25	9000-10 Nipple	9700-55	Service Kit Includes; Vanes (set of 4), Filters, and Flushing Liquid
10	9800-81 Cooling Fan	26	9000-14 Galvanized Tee	9700-65	Universal Inlet Hose Kit (50 ft.)
11	9800-73 Tap Bolt	27	9700-78 Exhaust Filter Assembly (w/Filter)	9700-57S	Vanes (set of 4)
12	9832-AA Pump (Includes #15, 38, 6-10)	28	9700-02 Exhaust Filter Element		
13	9700-01 Inlet Filter Element	29	9700-15C Exhaust Filter Canister		

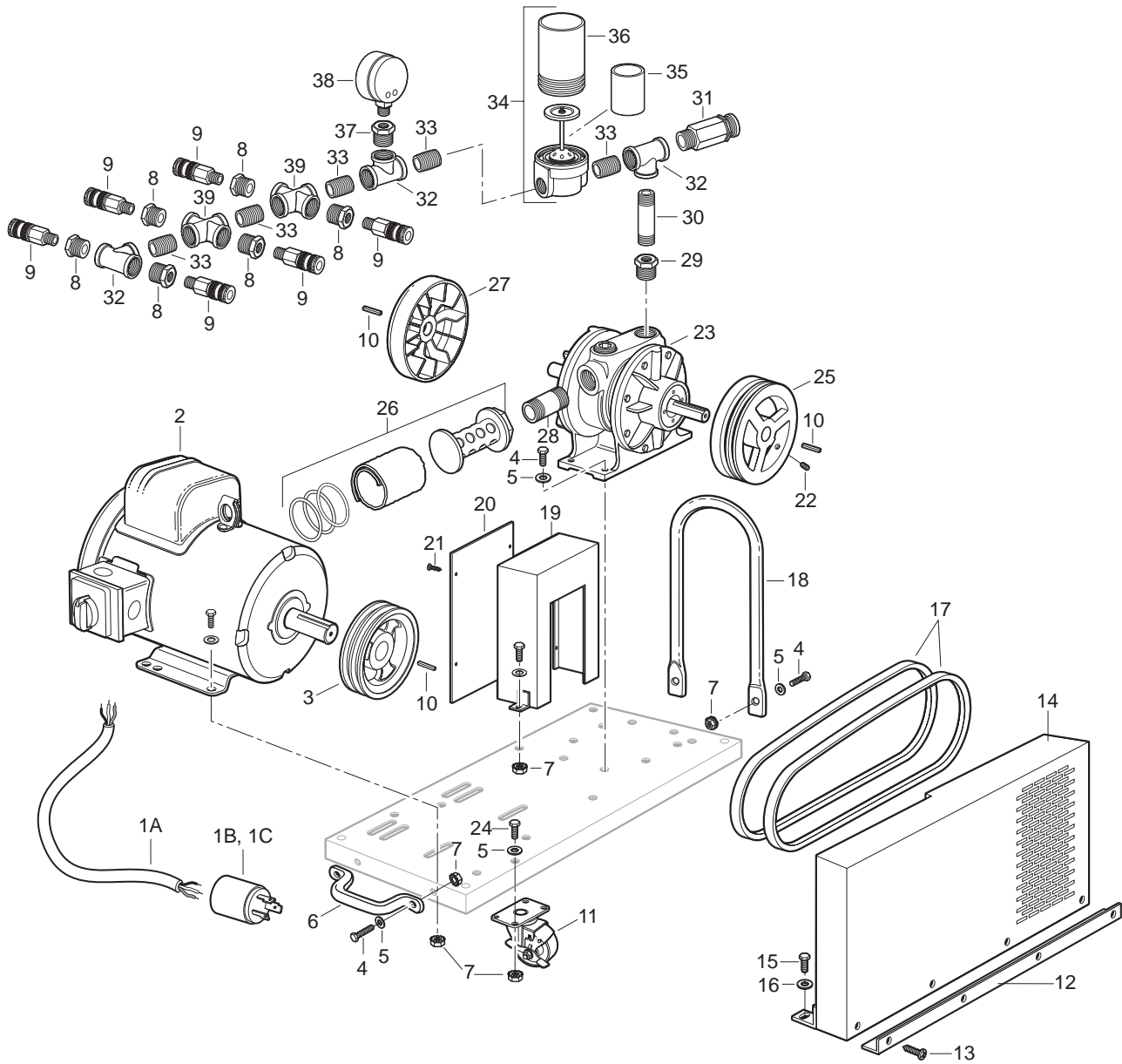
A4000AD PUMP (9850)

As of 5-14-2010



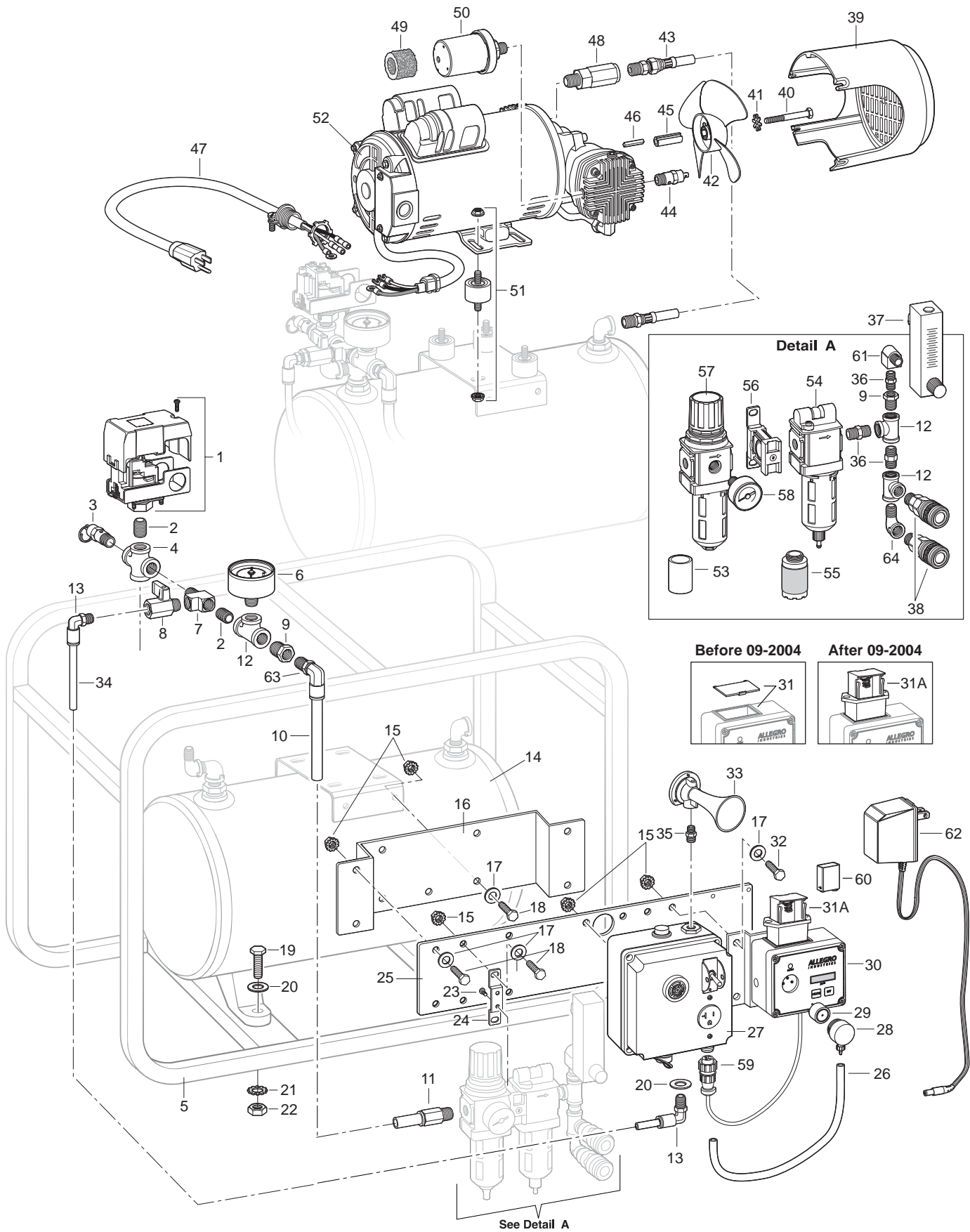
Key Part #	Description	Key Part #	Description	Key Part #	Description
9850	A4000 AD	19	9700-76 Pressure Relief Valve	37	9850-95SP Spacer Kit
1	9850-09 Muffler Assembly	20	9000-14 Galvanized Tee	38	9850-95L Lubricator
2	9850-AA Air Motor	21	9700-78 Exhaust Filter Ass. (w/Filter)	39	9000-21 Pipe Nipple
3	9800-79 Set Screw	22	9700-02 Exhaust Filter Element	40	9000-02 Elbow
4	9850-50 Coupling Half	23	9700-15C Exhaust Filter Canister	41	Coupler (See Page 48)
5	9800-80 Set Key	24	9000-10 Nipple	42	9832-02 Fan
6	9850-51 Spacer	25	9000-12 Chrome Hex Bushing (STD)	43	9850-03 Exhaust
7	9800-81 Cooling Fan		9000-11 Chrome Hex Bushing (Optional)	44	9850-95F 40 Micron Filter
8	9800-64 Nylon Lock Nut	26	9000-13 Galvanized Cross	45	9850-95RW Filter Regulator Combo, 12"
9	9800-73 Tap Bolt	27	9700-04 Pressure Gauge	46	9872-07 Joiner Set
10	9700-06 Rubber Feet	28	9000-12 Chrome Hex Bushing	47	9850-95LW Lubricator, 1/2"
11	9800-67 Machine Screw	29	9000-22 Elbow	48	9872-31 5 Micron Filter Element
12	9832-AA Pump	30	9800-82 Shroud	Accessories (Not Shown)	
13	9800-68 Machine Screw	31	9800-74 Tap Bolt	9700-55	Service Kit Includes; Vanes (set of 4), Filters, and Flushing Liquid
14	9800-69 Machine Screw	32	9850-20 Ball Cock Valve	9700-65	Universal Inlet Hose Kit (50 ft.)
15	9831-88 Base Plate	33	9850-95F 5 Micron Filter	9700-57S	Vanes (set of 4)
16	9832-03 Fan Guard	34	9850-96 Gauge		
17	9700-01 Inlet Filter Element	35	9000-01 Close Nipple		
18	9700-77 Inlet Filter Assembly (w/Filter)	36	9850-95R Regulator		

A3000TE PUMP (9846)

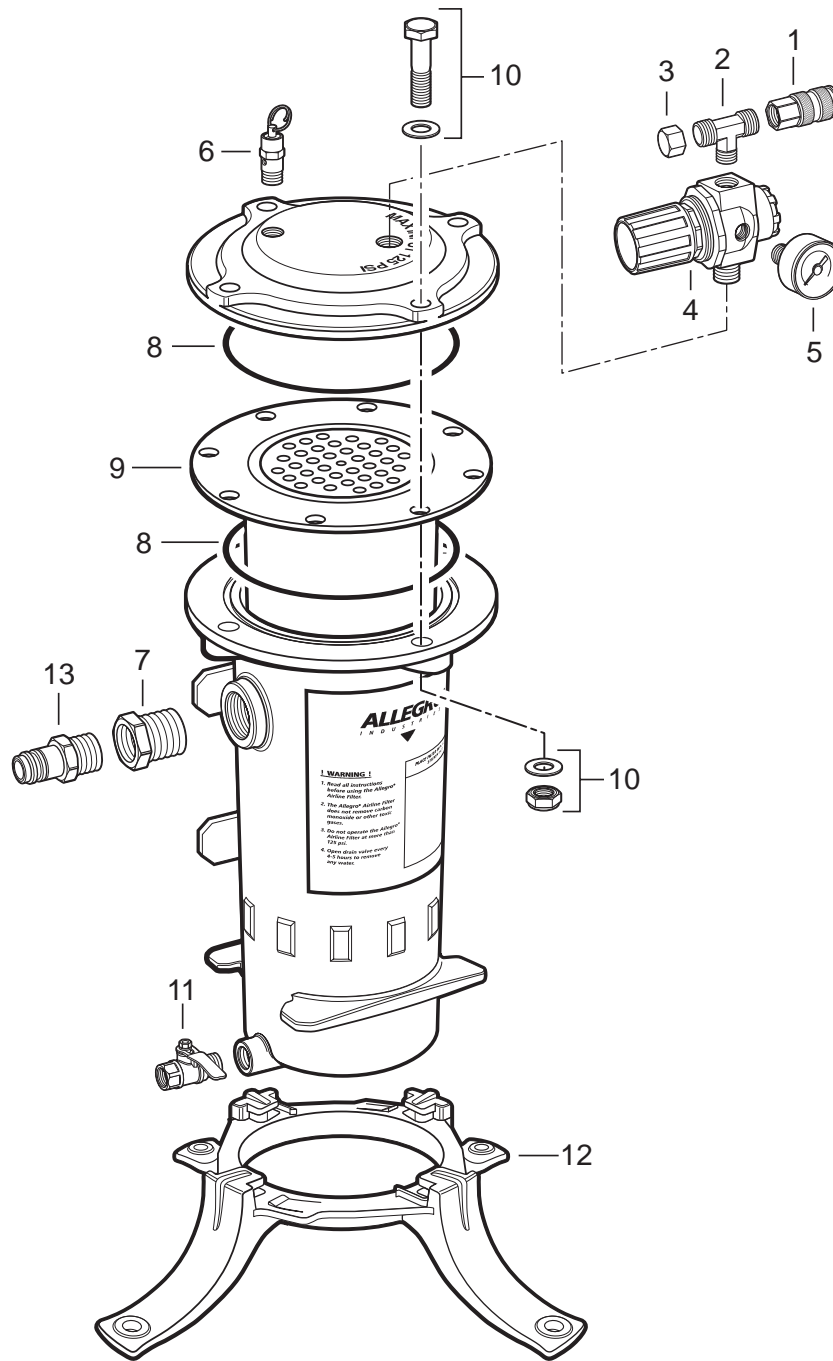


Key	Part #	Description	Key	Part #	Description	Key	Part #	Description
	9846	A-3000 TE	14	9846-20	Grill (Special Order)	31	9700-76	Pressure Relief Valve
1A	9842-75	Electric Cord	15	9800-74	Tap Bolt	32	9000-14	Galvanized Tee
1B	9842-74	Plug - 115V	16	9800-62	Flat Washer	33	9000-10	Nipple
1C	9842-74A	Plug - 230V	17	9846-12	Fan Belt	34	9700-78	Exhaust Filter Ass. (w/Filter)
2	9841-99	3 HP Motor	18	9501-04	Handle	35	9700-02	Exhaust Filter Element
3	9846-11	Pump Pulley (motor)	19	9842-91	Pulley Guard/Shroud	36	9700-15C	Exhaust Filter Canister
4	9500-82	Tap Bolt	20	9842-92	Pump Panel	37	9000-12	Chrome Hex Bushing
5	9500-64	Flat Washer	21	9800-65	Machine Screws	38	9842-04	Pressure Gauge
6	9501-09	Base Handle	22	9846-16	Set Screw	39	9000-13	Galvanized Cross
7	9500-68	K-Nut	23	9846-AA	Compressor	Accessories (Not Shown)		
8	9000-11	Chrome Hex	24	9500-80	Tap Bolt	9842-56	Service Kit Includes; Vaness (set of 4), Filters, and Flushing Liquid	
9		Coupler (See Page 48)	25	9846-13	Pump Pulley	9700-65	Universal Inlet Hose Kit (50 ft.)	
10	9800-80	Set Key	26	9842-77	Intake Filter Assembly			
11	9842-95	Swivel Wheel	27	9846-18	Fan			
	9842-98	Swivel Wheel w/Brake	28	9000-31	Pipe Nipple			
12	9846-19	Bracket	29	9700-60C	Bushing			
13	9800-83	Screw	30	9000-15	Galvanized Nipple Tube			

COMPRESSOR (9860) without CO Monitor
COMPRESSOR (9865) with CO Monitor

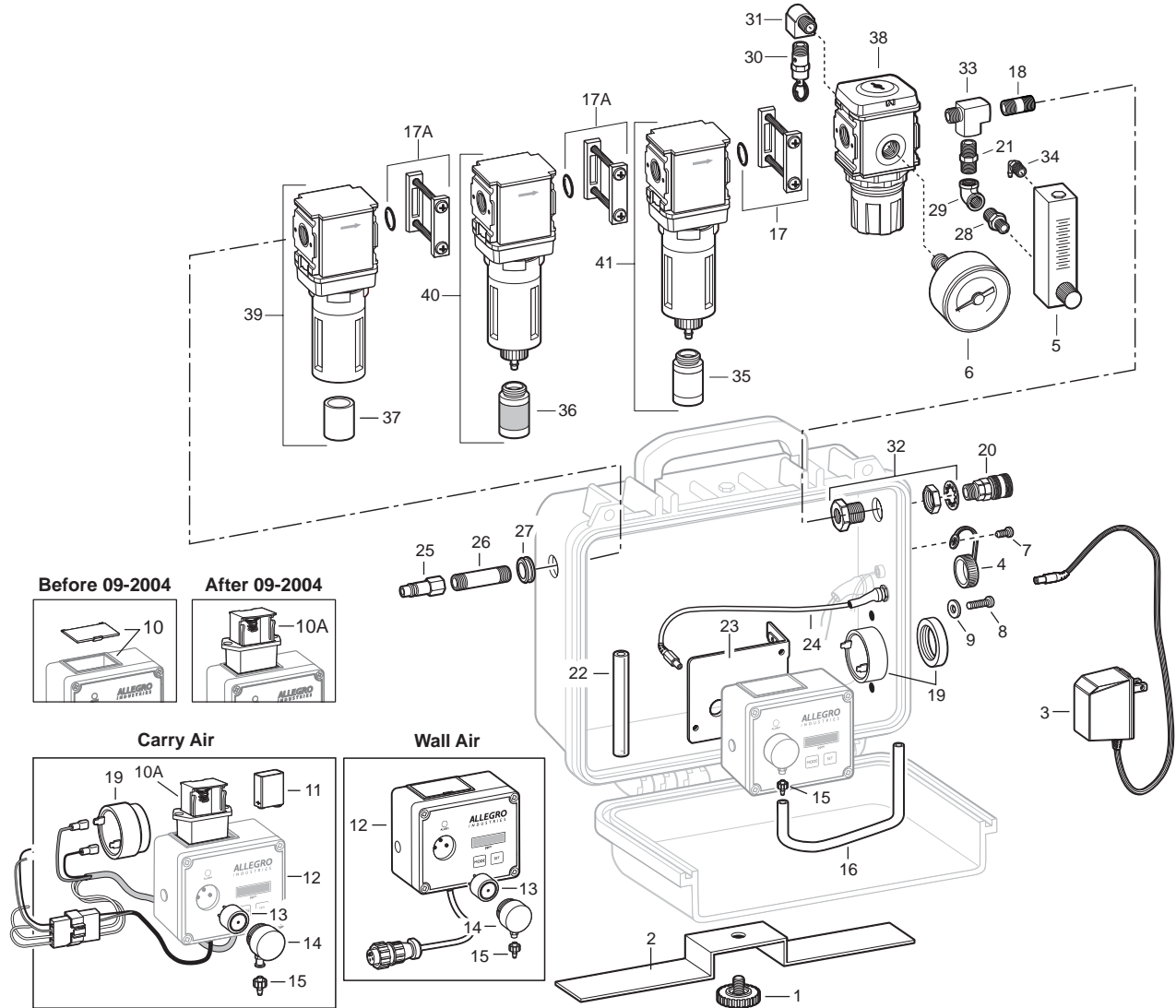


AIRLINE FILTER (3000-01)



Key Part #	Description	Key Part #	Description	Key Part #	Description
3000-01	Filter	5	04-915 Pressure Gauge	10	04-920 Bolt, Nut Washer Set X4
1	04-911 Quick Disconnect Coupler	6	04-916 Pressure Relief valve 125 PSI	11	04-922 Drain Tap
2	04-912 Tee	7	9700-60A Bushing	12	04-923 Base Mount
3	04-913 Cap	8	04-919 O-Ring (set of 2)	13	9878-14 Plug, Hansen
4	04-914 Pressure Regulator	9	3100-02 Filter cartridge		

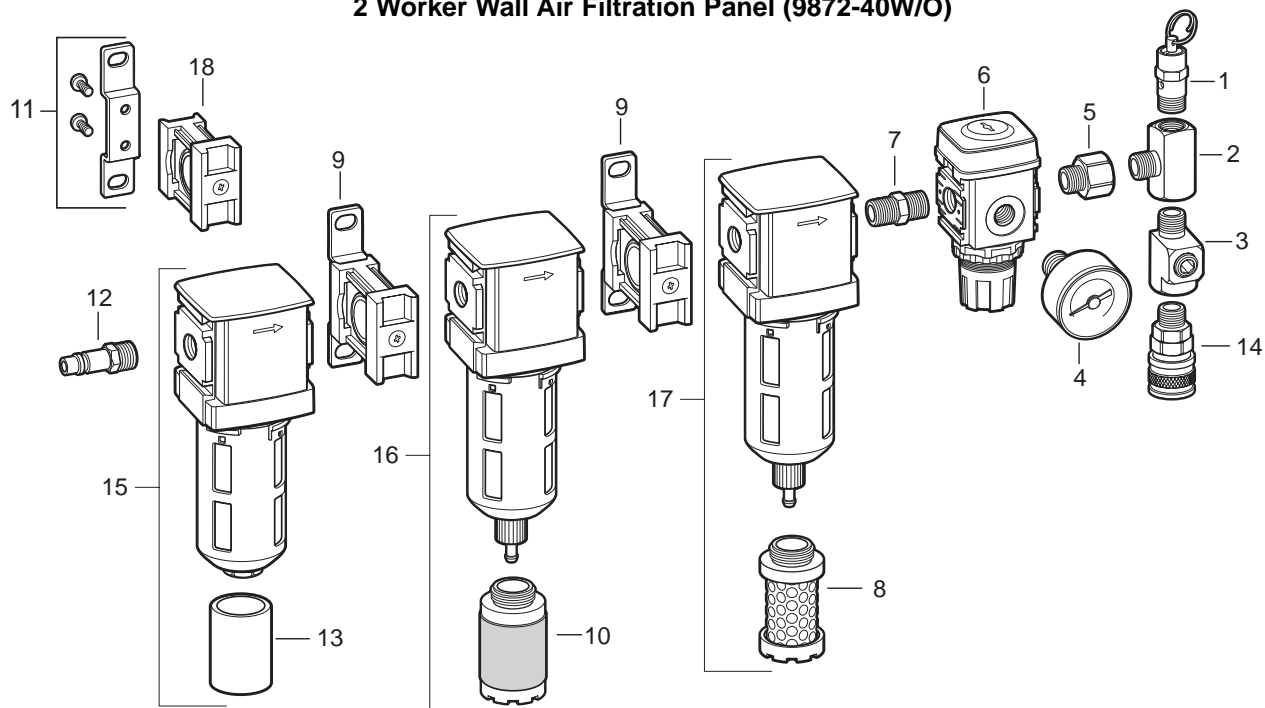
1 WORKER CARRY AIR with CO MONITOR (9873) 1 WORKER WALL AIR with CO MONITOR (9873-40)



Key	Part #	Description	Key	Part #	Description	Key	Part #	Description
	9873	1 Worker Carry Air w/CO		9872-02B	CO Monitor, Wall Air (Includes 10-15)		28	9872-28 Adaptor
	9873-40	1 Worker Wall Air w/CO		13	9872-69 CO Sensor		29	9872-26 Union Elbow
1	9872-30A	Support Stand Retainer Screw	14	9872-92	CO Sensor Cover		30	9875-09 Relief Valve
2	9872-30	Support Stand	15	9872-14B	Male Luer		31	9872-18 Adaptor
3	9872-95	AC to DC Power Supply	16	9872-14	Poly Flow Tubing		32	9872-11 Bulk Head
4	9872-85	Recepticle Cap	17	9872-07MR	Joiner Set		33	9872-27 Street Tee
5	9872-25	Flow Meter	17A		T-Bracket w/Joiner		34	9872-17 Elbow
6	9872-08	Gauge	18	9871-04F	Nipple		35	9873-33 Element Replacement
7	9800-97	Self Tapping Screw	19	9871-01D	Piezo Alarm		36	9873-32 .01 Micron Element Replacement
8	9800-93	Screw	20		Coupler (See Page 48)		37	9873-31 5 Micron Replacement
9	9800-94	Flat Washer	21	9000-25	Hex Nipple		38	9872-06 Mini Regulator
10	9872-91	Battery Compartment Cover (not sold separately)	22	9872-14A	Tubing		39	9873-13 5 Micron Filter with Autodrain
	9872-91A	Battery Compartment (Purchased before 09-2004)	23	9872-21	CO Monitor Bracket (Carry Air)		40	9873-14 .01 Micron Coalescing Filter
10A	9872-91B	Battery Compartment (Purchased after 09-2004)		9865-17	CO Monitor Bracket (Wall Air)		41	9873-15 .003 Micron Carbon Filter
11	9871-01F	9 Volt Battery	24	9872-88	DC Power Extension		Accessories	
12	9872-02BC	CO Monitor, Carry Air (Includes 10-15)	25	8400-04	Plug, Hansen		9873-50	Replacement Filter Kit Includes 35, 36, 37 (2)
			26	9872-20	Brass Nipple			
			27	9872-12	Grommet			

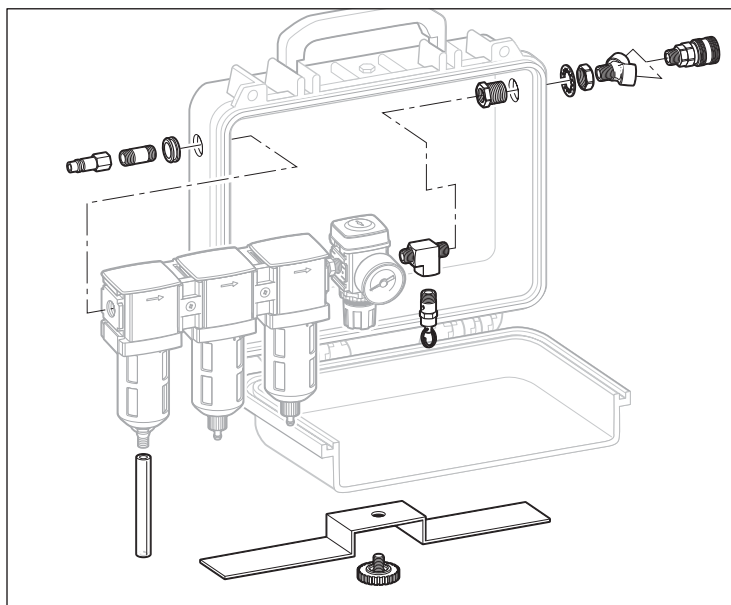
2 WORKER WALL AIR FILTRATION PANEL Without CO Monitor (9872-40W/O) 2 WORKER CARRY AIR Without CO Monitor (9872W/O)

2 Worker Wall Air Filtration Panel (9872-40W/O)



2 Worker Carry Air (9872W/O)

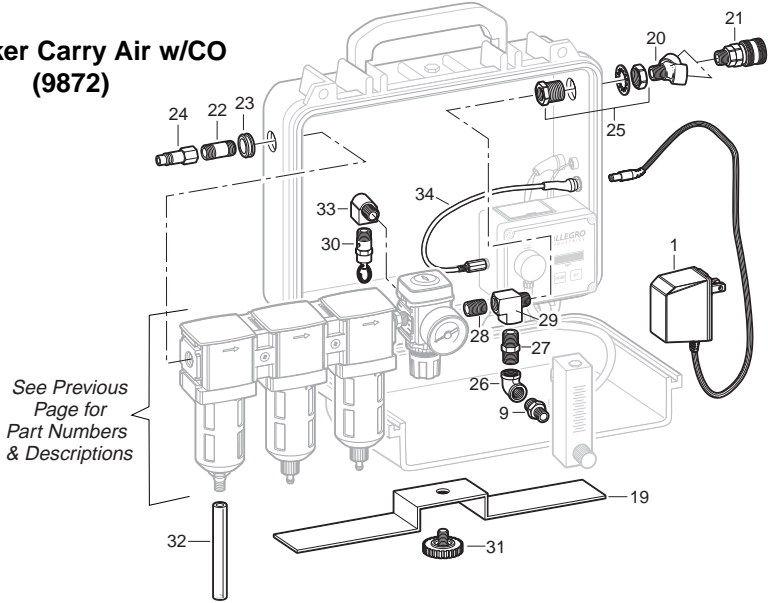
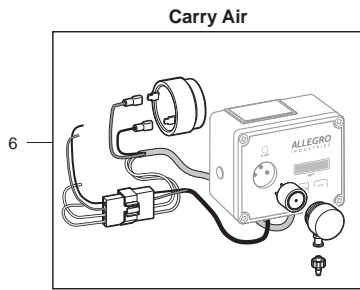
See Following Page for Part Numbers & Descriptions



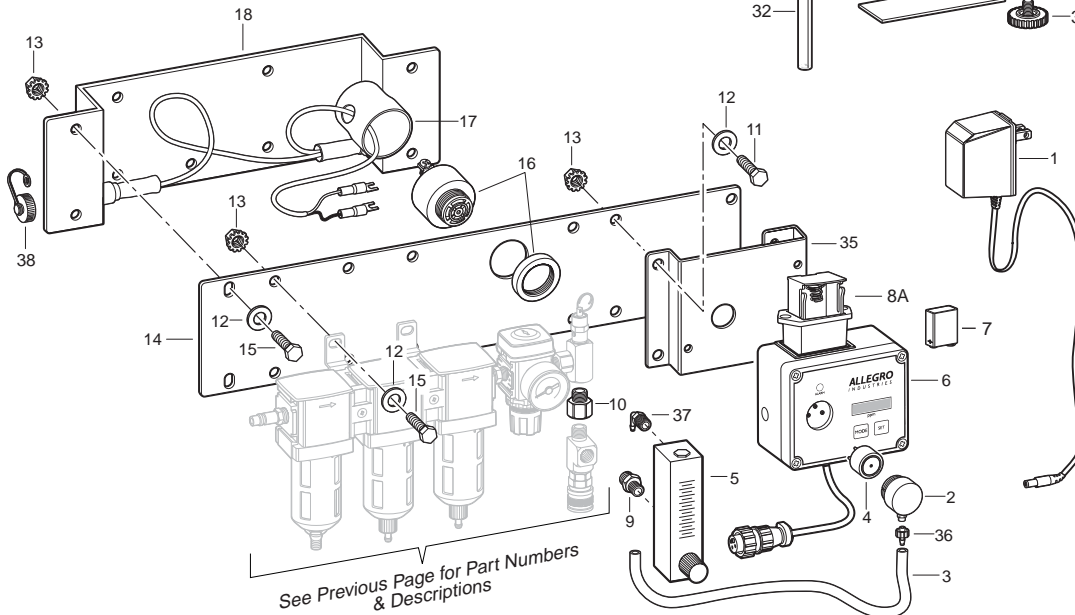
Key Part #	Description	Key Part #	Description	Key Part #	Description
	9872-40W/O 2 Worker Wall Air w/o CO	7	9000-25 Hex Nipple		Parts and Accessories
	9872W/O 2 Worker Carry Air w/o CO	8	9872-33 .003 Micron Filter Element	15	
1	9875-09 Relief Valve (125 psi Set)	9	9860-41 Joiner Set (w/Bracket)	16	9872-04 2nd Stage Coalescing Filter Assembly
2	9875-23 Brass Tee	10	9872-32 .01 Micron Filter	17	9872-05 3rd Stage Carbon Filter Assembly
3	9872-27 Street Tee	11	9872-64 T-Bracket	18	9872-07 Joiner Set (w/o Bracket)
4	9872-08 Gauge	12	8400-04A Plug		9872-50 Replacement Filter Kit Includes 13 (2), 10, 8
5	9875-25 Adapter	13	9872-31 5 Micron Filter Element		
6	9872-06 Mini Regulator	14	Coupler (See Page 48)		

2 WORKER CARRY AIR with CO MONITOR (9872) 2 WORKER WALL AIR with CO MONITOR (9872-40)

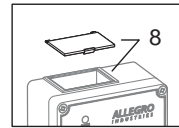
2 Worker Carry Air w/CO (9872)



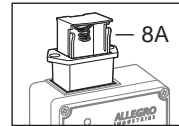
2 Worker Wall Air w/CO (9872-40)



Before 09-2004



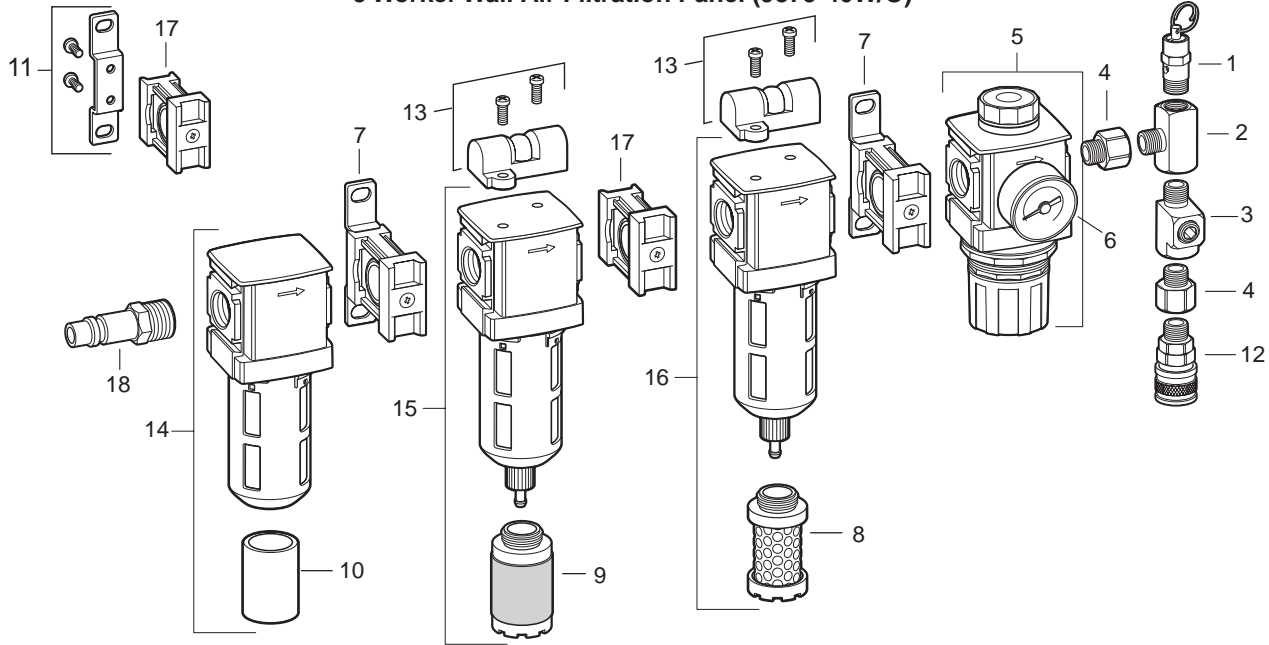
After 09-2004



Key	Part #	Description	Key	Part #	Description	Key	Part #	Description
	9872	2 Worker Carry Air w/CO						
	9872-40	2 Worker Wall Air w/CO						
1	9872-95	AC to DC Power Supply	10	9875-25	Adapter	28	9872-29	Close Nipple
2	9872-92	CO Sensor Cover	11	9800-74	Tap Bolt	29	9872-27	Street Elbow
3	9872-14	Poly Flow Tubing	12	9800-62	Flat Washer	30	9875-09	Relief Valve
4	9872-69	CO Sensor (Purchased after 7/98)	13	9500-67	K-Nut	31	9872-30A	Support Stand Retainer Screw
5	9872-25	Flow Meter	14	9865-06C	Filter Panel Plate	32	9872-13	Poly Flow Tubing
6	9872-02B	CO Monitor for Wall Air (Includes 1, 2, 4, 6-8)	15	9500-79	Tap Bolt	33	9872-18	Adaptor
	9872-02BC	CO Monitor for Carry Air (Includes 1, 2, 4, 6-8)	16	9871-01D	Piezo Alarm	34	9872-88	DC Cable Extension
7	9871-01F	Battery	17	9871-01N	Alarm Cover	35	9865-17	Monitor Bracket (Wall Air)
8	9872-91	Battery Compartment Cover (not sold separately)	18	9865-05C	Panel Mount Bracket Assembly	36	9872-14B	Male Luer
	9872-91A	Battery Compartment (Purchased before 09-2004)	19	9872-30	Support Stand	37	9872-17	Elbow
8A	9872-91B	Battery Compartment (Purchased after 09-2004)	20	9872-10	Y - Connector	38	9872-85	Receptacle Cap
9	9872-28	Adapter	21		Coupler (See Page 48)	Parts and Accessories		
			22	9872-20	Nipple	9872-60	Co Monitor Calibration Kit (2 Gases; 1 Regulator; 1 Tubing)	
			23	9872-12	Grommet	9872-61	Calibration Span Gas, 17 Liter Bottle	
			24	8400-04	Plug	9872-62	Calibration Zero Gas 17 Liter Bottle	
			25	9872-11	Bulkhead			
			26	9872-26	Union Elbow, Female			
			27	9000-25	Hex Nipple			

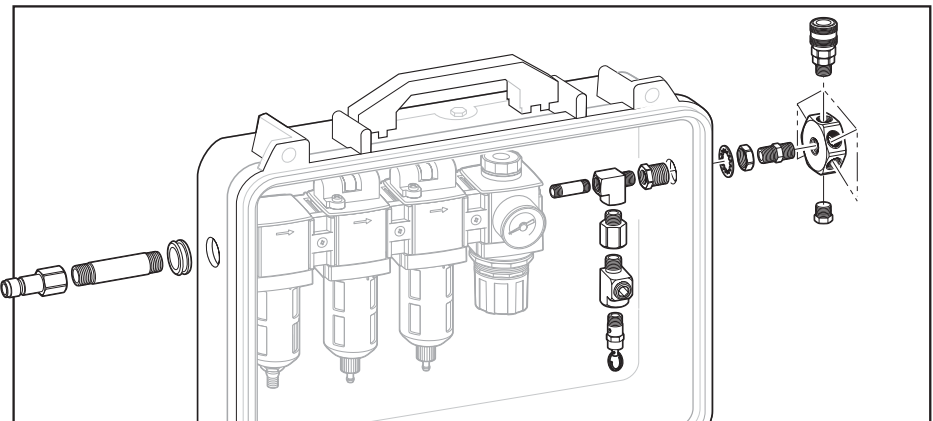
5 WORKER WALL AIR FILTRATION PANEL Without CO Monitor (9875-40W/O) 5 WORKER CARRY AIR Without CO Monitor (9875W/O)

5 Worker Wall Air Filtration Panel (9875-40W/O)



5 Worker Carry Air (9875W/O)

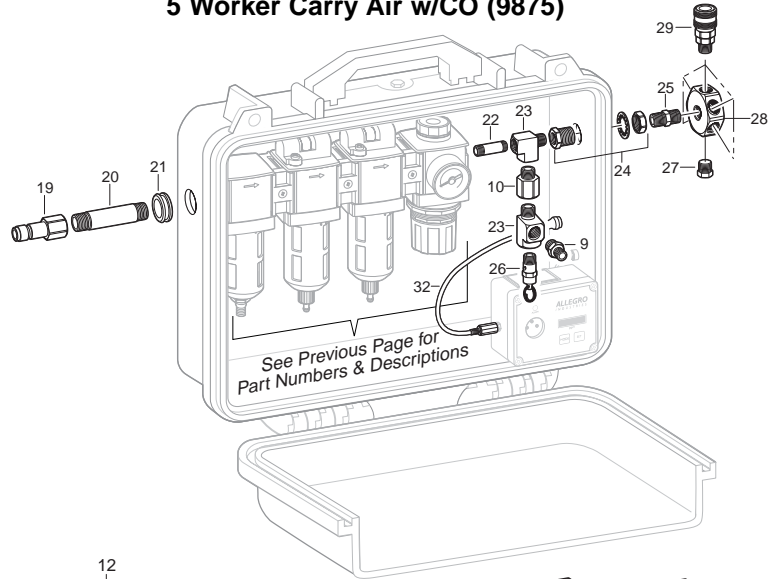
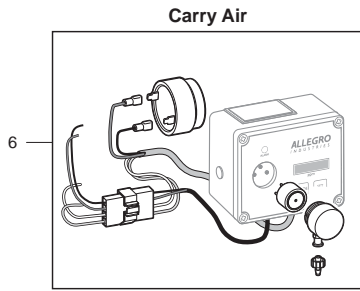
See Following Page for Part Numbers & Descriptions



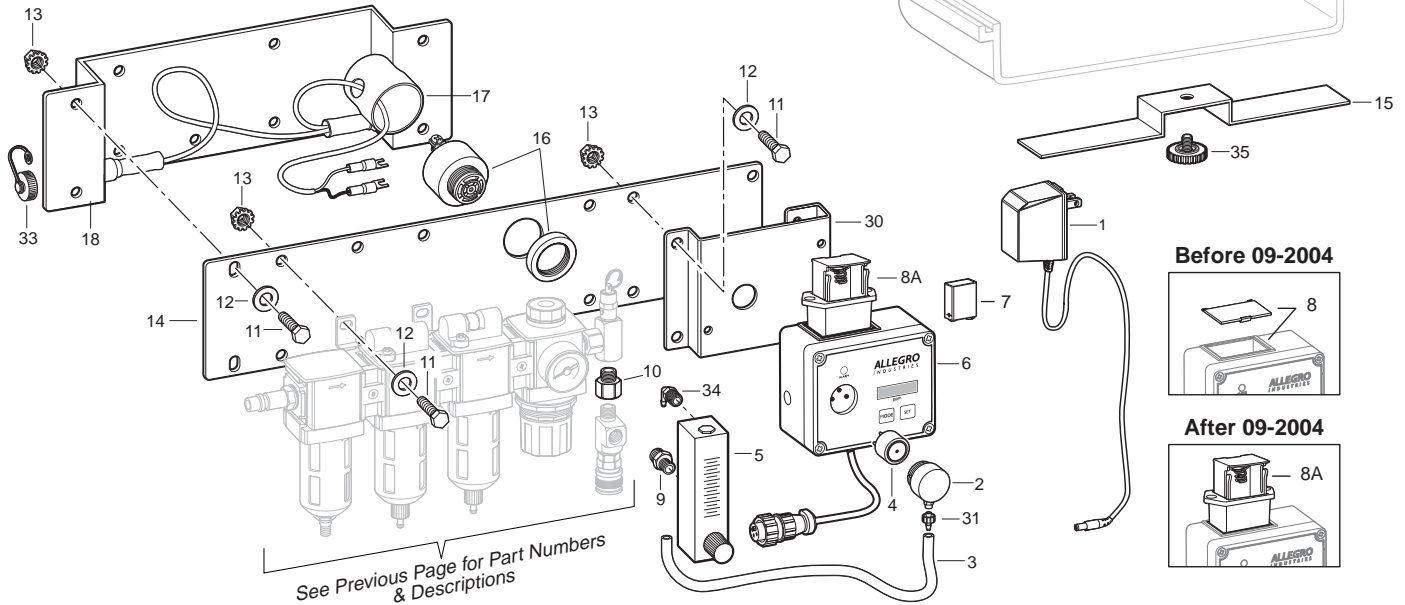
Key Part #	Description	Key Part #	Description	Key Part #	Description
	9875-40W/O 5 Worker Wall Air	7	9860-41 Joiner Set (w/Bracket)	14	9875-03 1st Stage Pre-Filter Assembly
	9875W/O 5 Worker Carry Air	8	9872-33 .003 Micron Filter Element Kit	15	9875-04 2nd Stage Coalescing Filter
1	9875-09 Relief Valve	9	9872-32 .01 Micron Filter Element	16	9875-05 3rd Stage Carbon Filter Assembly
2	9875-23 Branch Tee	10	9872-31 5 Micron Filter Element	17	9872-07 Joiner Set (w/o Bracket)
3	9872-27 Street Tee Brass L.P.	11	9872-64 T-Bracket	18	9700-72B Male Plug
4	9875-25 Adaptor Brass L.P.	12	Coupler (See Page 48)		9872-50 Filter Replacement Kit Includes 8, 9, 10 (2)
5	9875-06 Regulator w/Gauge	13	9875-46A Indicator		
6	9875-08 Gauge		Parts and Accessories		

5 WORKER CARRY AIR with CO MONITOR (9875) 5 WORKER WALL AIR with CO MONITOR (9875-40)

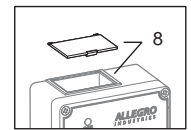
5 Worker Carry Air w/CO (9875)



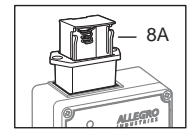
5 Worker Wall Air w/CO (9875-40)



Before 09-2004

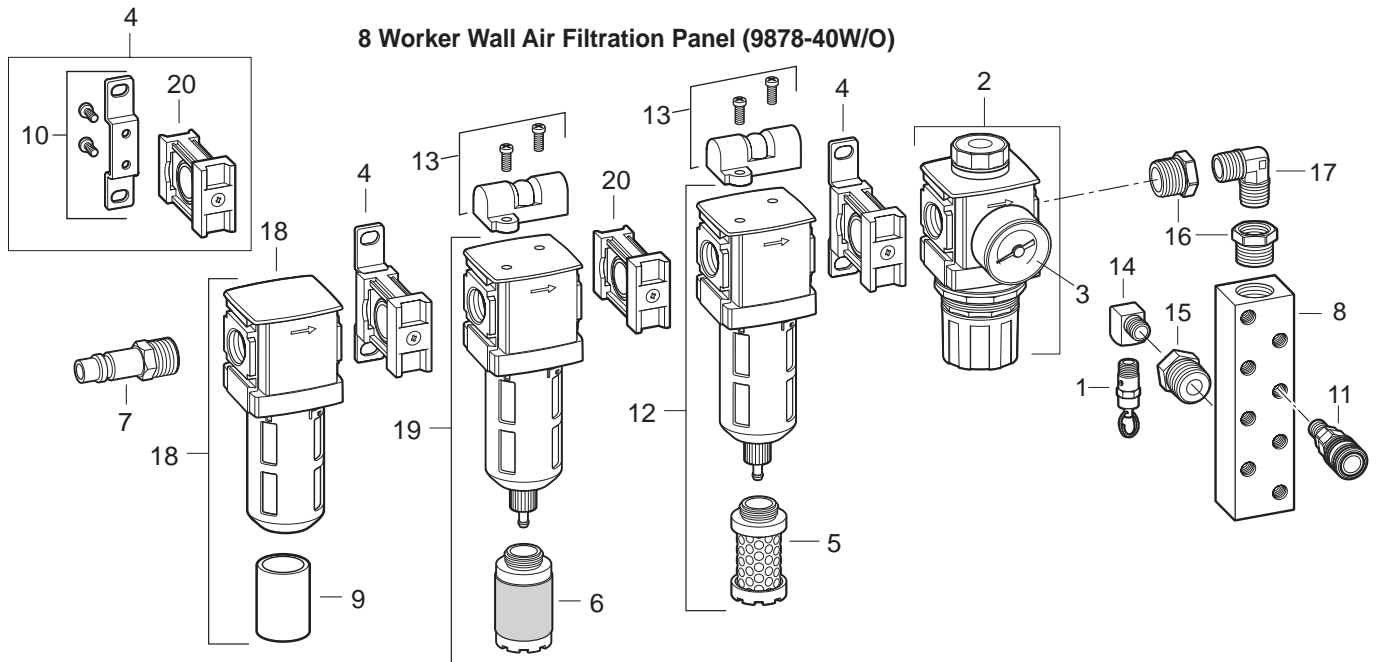


After 09-2004

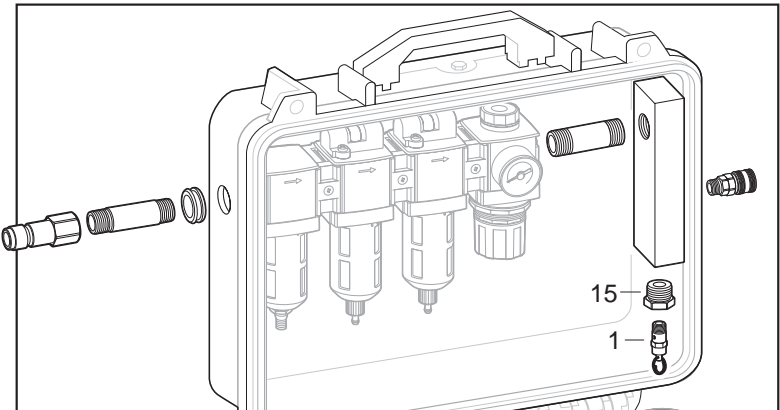


Key	Part #	Description	Key	Part #	Description	Key	Part #	Description
	9875	5 Worker Carry Air w/CO						
	9875-40	5 Worker Wall Air w/CO						
1	9872-95	AC to DC Power Supply	10	9875-25	Adapter	28	9875-11	5 Worker Manifold w/o Coupler or Plug
2	9872-92	Sensor Cover	11	9800-74	Tap Bolt	29		Coupler (See Page 48)
3	9875-14	Poly Flow Tubing	12	9800-62	Flat Washer	30	9872-21	CO Monitor Bracket (Carry Air)
4	9872-69	CO Sensor	13	9500-67	K-Nut		9865-17	CO Monitor Bracket (Wall Air)
5	9872-25	Flow Meter	14	9865-06C	Filter Panel Plate	31	9872-14B	Male Luer
6	9872-02B	CO Monitor for Wall Air (Includes 1, 2, 4, 6-8)	15	9872-30	Support Stand	32	9872-88	DC Plug Extension
	9872-02BC	CO Monitor for Carry Air (Includes 1, 2, 4, 6-8)	16	9871-01D	Piezo Alarm	33	9872-85	Receptacle Cap
7	9871-01F	Battery	17	9871-01N	Alarm Cover	34	9872-17	Elbow
8	9872-91	Battery Compartment Cover (not sold separately)	18	9865-05C	Bracket Assembly	35	9872-30A	Support Stand Retainer Screw
	9872-91A	Battery Compartment (Purchased before 09-2004)	19	9700-72C	Male Plug	Parts and Accessories		
8A	9872-91B	Battery Compartment (Purchased after 09-2004)	20	9875-21	Brass Nipple		9872-60	CO Monitor Calibration Kit (2 Gases; 1 Regulator; 1 Tubing)
9	9872-28	Reducer	21	9875-12	Grommet		9872-61	Calibration Span Gas, 17 Liter Bottle
			22	9872-24	Nipple		9872-62	Calibration Zero Gas, 17 Liter Bottle
			23	9872-27	Street Tee			
			24	9872-11	Bulkhead			
			25	9000-25	Nipple			
			26	9875-09	Relief Valve			
			27	9885-33	Hex Plug			

8 WORKER WALL AIR FILTRATION PANEL Without CO Monitor (9878-40W/O) 8 WORKER CARRY AIR Without CO Monitor (9878-W/O)



8 Worker Carry Air (9878W/O) (See following page for Part Numbers and Descriptions)



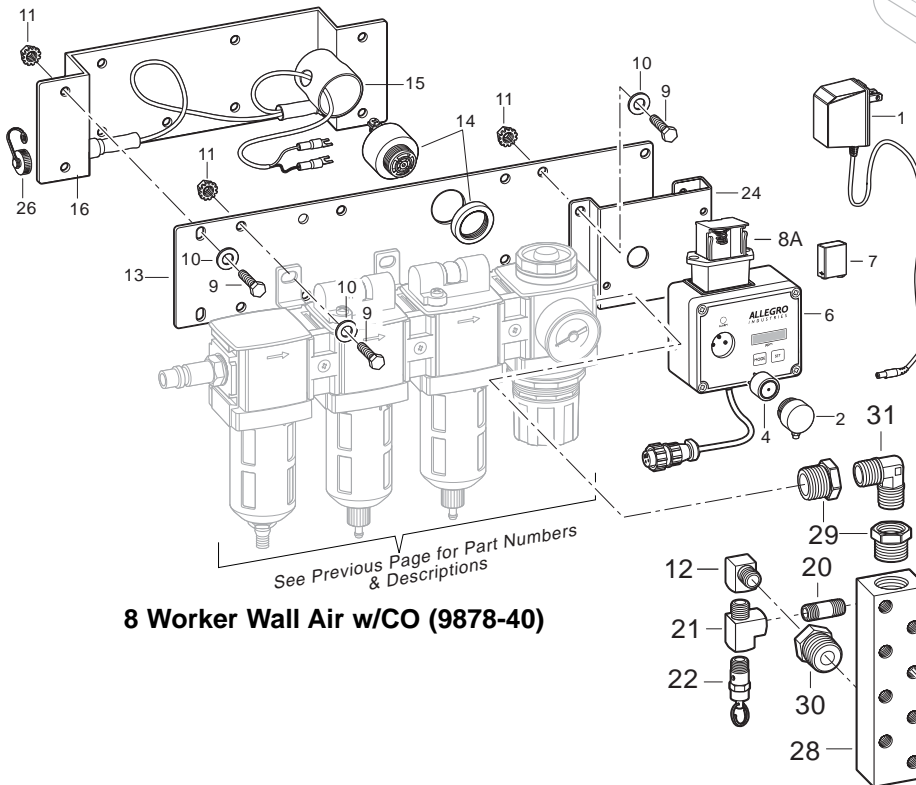
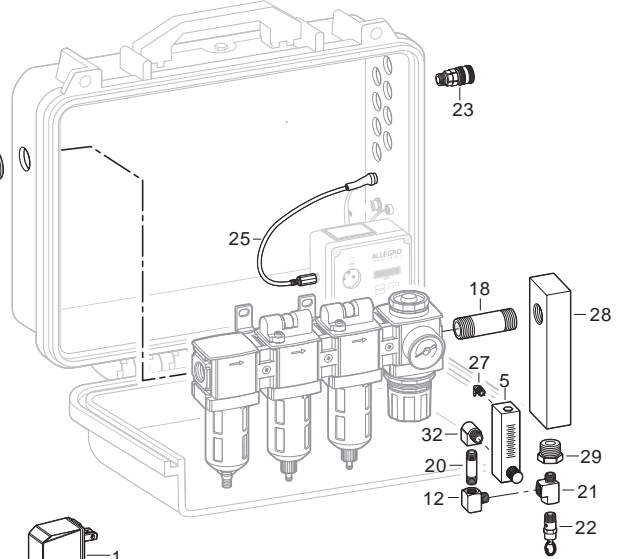
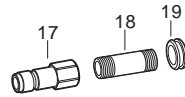
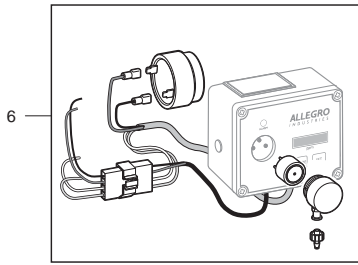
Key Part #	Description	Key Part #	Description	Key Part #	Description
	9878-40 W/O 8 Worker Wall Air W/O CO	7	9878-12 Plug, Hansen	15	9000-28 Chrome Hex Bushing
	9878-W/O 8 Worker Carry Air W/O CO	8	9878-10 Manifold Block	16	9878-15 Bushing
1	9875-09 Relief Valve	9	9878-31 5 Micron Filter Element	17	9878-16 Union Elbow
2	9878-06 Regulator w/gauge	10	9872-64 T-Bracket	18	9878-03 1st Stage Pre-Filter Assembly
3	9875-08 Gauge	11	Coupler (See Page 48)	19	9878-04 2nd Stage Coalescing Filter
4	9860-41 Joiner Set (w/Bracket)	12	9878-05 3rd Stage Carbon Filter Ass.	20	9872-07 Joiner Set (w/o Bracket)
5	9878-33 .003 Micron Filter Element Kit	13	9875-46A Indicator		9878-50 Filter Replacement Kit Includes 5, 6, 9 (2)
6	9878-32 .01 Micron Filter Element	14	9879-09 Street Elbow		

8 WORKER WALL AIR with CO MONITOR (9878-40)

8 WORKER CARRY AIR with CO MONITOR (9878)

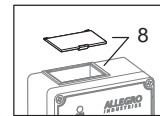
8 Worker Carry Air w/CO (9878)

Carry Air

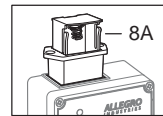


8 Worker Wall Air w/CO (9878-40)

Before 09-2004

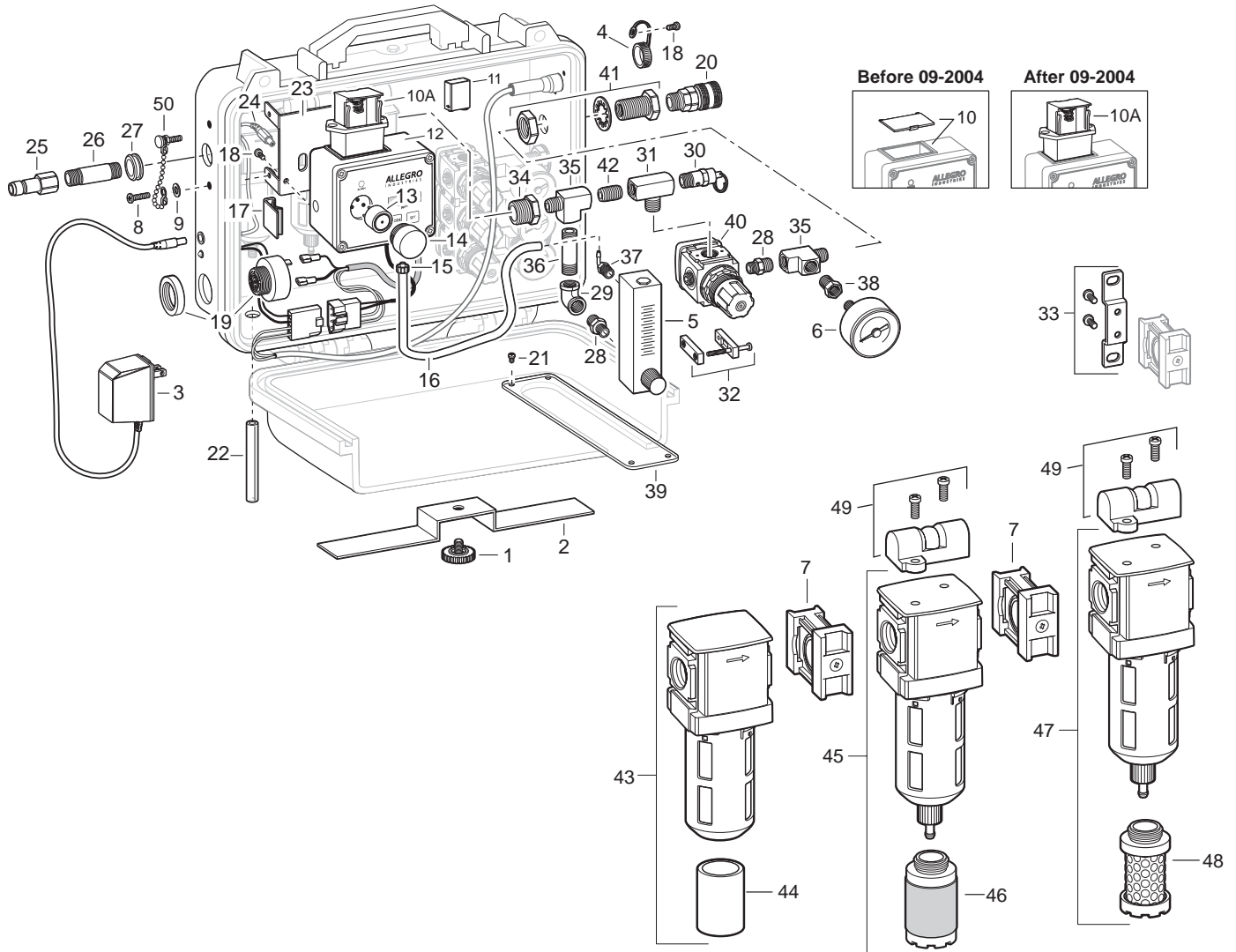


After 09-2004



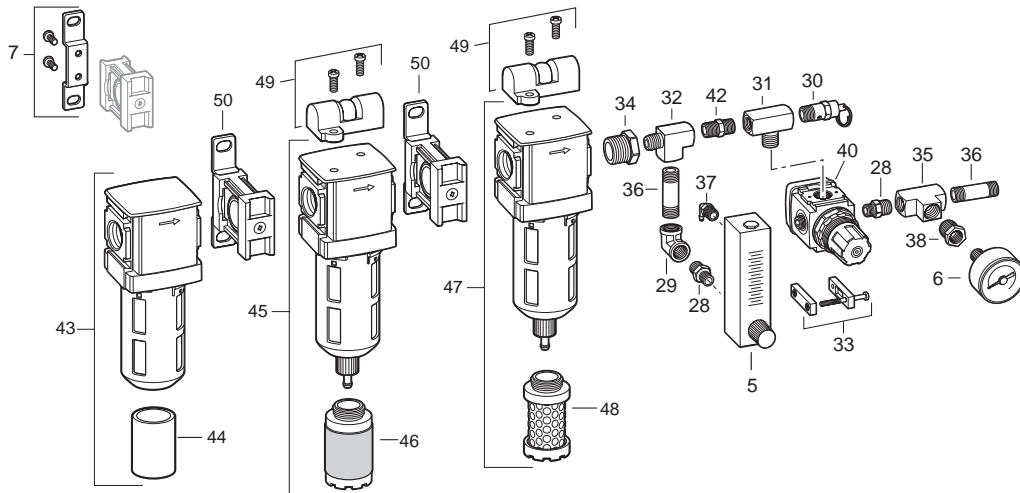
Key	Part #	Description	Key	Part #	Description	Key	Part #	Description
	9878-40	8 Worker Wall Air w/CO	8A	9872-91B	Battery Compartment (Purchased after 09-2004)	22	9875-09	Relief Valve
	9878	8 Worker Carry Air w/CO	9	9800-74	Tap Bolt	23		Coupler (See Page 48)
1	9872-95	AC to DC Power Supply	10	9800-62	Flat Washer	24	9865-17	CO Monitor Bracket (Wall Air)
2	9872-92	Sensor Cover	11	9500-67	K-Nut		9872-21	CO Monitor Bracket (Carry Air)
3	9875-14	Poly Flow Tubing	12	9879-09	Street Elbow	25	9872-88	DC Plug Extension
4	9872-69	CO Sensor	13	9865-06C	Filter Panel Plate	26	9872-85	Receptacle Cap
5	9872-25	Flow Meter	14	9871-01D	Piezo Alarm	27	9872-17	Elbow
6	9872-02B	CO Monitor for Wall Air (Includes 1, 2, 4, 6-8)	15	9871-01N	Alarm Cover	28	9878-10	Manifold Block
	9872-02BC	CO Monitor for Carry Air (Includes 1, 2, 4, 6-8)	16	9865-05C	Bracket Assembly	29	9000-28	Chrome Hex Bushing
7	9871-01F	Battery	17	9878-12	Male Plug	30	9000-12B	Hex Bushing
8	9872-91	Battery Compartment Cover (not sold separately)	18	9878-11	Brass Nipple	31	9878-16	Union Elbow
	9872-91A	Battery Compartment (Purchased before 09-2004)	19	9875-12	Grommet	32	9872-18	Adaptor
			20	9872-24	1/4" x 2" Nipple	33	9872-14B	Male Luer
			21	9872-27	Street Tee, Brass			

MULTI-REGULATOR FILTRATION PANEL with CO MONITOR (9874-MR)

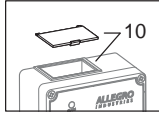


Key Part #	Description	Key Part #	Description	Key Part #	Description
9874-MR	4 Worker Multi-Regulator	15	9872-14B Male Luer	35	9872-27 Street Tee
1	9872-30A Support Stand Retainer Screw	16	9872-14 Tubing	36	9872-24 Nipple
2	9872-30 Support Stand	17	9800-98 Cable Clip	37	9872-17 Elbow
3	9872-95 AC to DC Power Supply	18	9800-97 Self Tapping Screw	38	9000-29 Hex Bushing
4	9872-85 Recepticle Cap	19	9871-01D Piezo Alarm	39	9874-13MR Window
5	9872-25 Flow Meter	20	9700-74A Coupler, Hansen	40	9872-06MR Mini Regulator
6	9872-08MR Gauge	21	9800-99 Window Screw	41	9872-11L Bulkhead
7	9872-07 Joiner Set (w/o Bracket)	22	9872-13 Tubing	42	9872-29 Closed Nipple
8	9800-93 Screw	23	9872-21 CO Monitor Bracket (Carry Air)	43	9875-03 1st Stage Pre-Filter Assembly
9	9800-94 Flat Washer	24	9872-88 DC Power Plug	44	9872-31 5-Micron Filter Element
10	9872-91 Battery Compartment Cover (not sold separately)	25	9700-72C Plug, Hansen	45	9875-04 2nd Stage Coalescing Filter Assembly
	9872-91A Battery Compartment (Purchased before 09-2004)	26	9875-21 Nipple, Brass	46	9872-32 .01 Micron Filter Element
10A	9872-91B Battery Compartment (Purchased after 09-2004)	27	9872-12 Grommet	47	9875-05 3rd Stage Carbon Filter Assembly
11	9871-01F 9 Volt Battery	28	9872-28 Nipple Adaptor	48	9872-33 .003 Micron Filter Element
12	9872-02BC CO Monitor (Includes 10, 11, 13, 14)	29	9872-26 Union Elbow	49	9875-46A Indicator
13	9872-69 CO Sensor	30	9875-09 Relief Valve	50	9874-10 Beaded Chain Lanyard
14	9872-92 CO Sensor Cover	31	9875-23 Branch Tee		Not Shown
		32	9872-07MR Joiner Set	9872-50	Replacement Filter Kit, Includes: 2 #44, 1 ea #46 & 48
		33	9872-64 T-Bracket		
		34	9874-12 Hex Bushing		

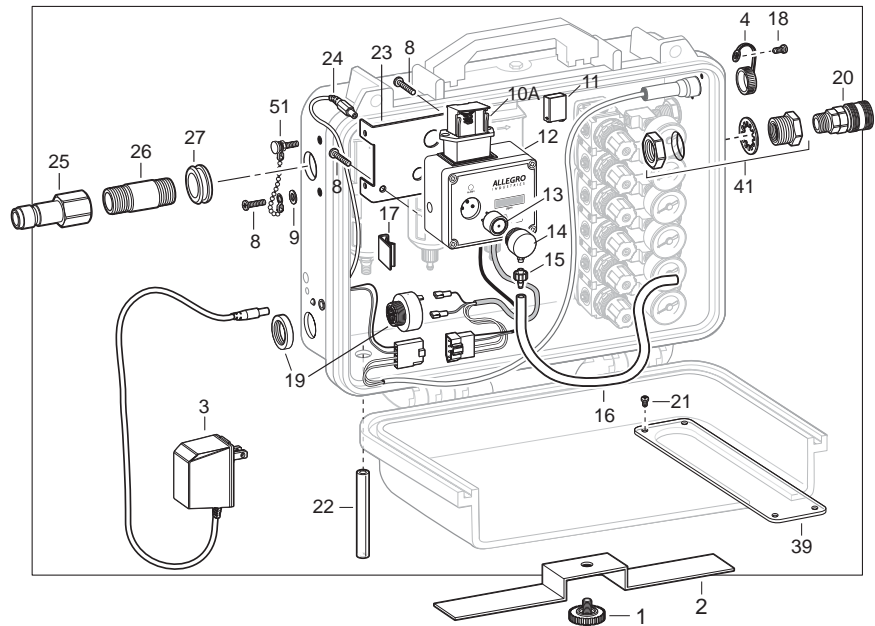
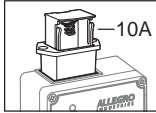
MULTI-REGULATOR FILTRATION PANEL (9876-MR)



Before 09-2004



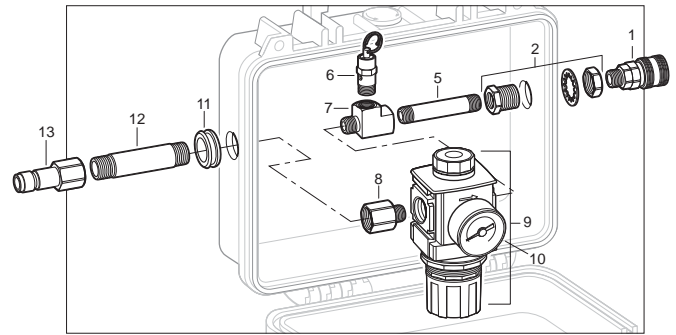
After 09-2004



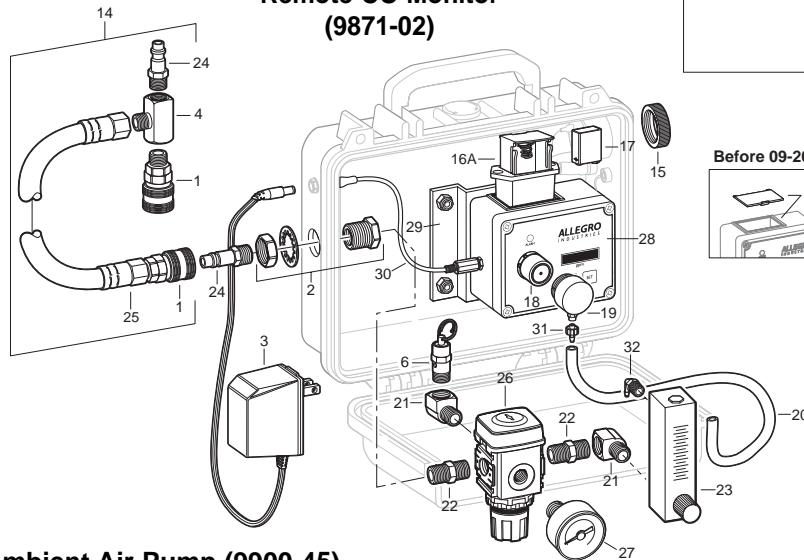
Key	Part #	Description	Key	Part #	Description	Key	Part #	Description
	9876-MR	6 Worker Multi-Regulator						
1	9872-30A	Support Stand Retainer Screw	15	9872-14B	Male Luer	35	9000-26	Brass Tee
2	9872-30	Support Stand	16	9872-14	Tubing	36	9872-24	Nipple (L.P.)
3	9872-95	AC to DC Power Supply	17	9800-98	Cable Clip	37	9872-17	Elbow
4	9872-85	Recepticle Cap	18	9800-97	Self Tapping Screw	38	9000-29	Hex Bushing
5	9872-25	Flow Meter	19	9871-01D	Piezo Alarm	39	9874-13MR	Window
6	9872-08	Gauge	20	9700-74A	1/4" Coupler, Hansen	40	9872-06MR	Mini Regulator
7	9872-64	T-Bracket	21	9800-99	Window Screw	41	9872-11L	Bulkhead
8	9800-93	Screw	22	9872-13	Tubing	42	9872-29	Closed Nipple
9	9800-94	Flat Washer	23	9872-21	CO Monitor Bracket	43	9878-03	1st Stage Pre-Filter Assembly
10	9872-91	Battery Compartment Cover (not sold separately)	24	9872-88	DC Power Plug	44	9878-31	5-Micron Filter Element
	9872-91A	Battery Compartment (Purchased before 09-2004)	25	9700-72C	Plug, Hansen	45	9878-04	2nd Stage Coalescing Filter Assembly
10A	9872-91B	Battery Compartment (Purchased after 09-2004)	26	9875-21	Nipple	46	9878-32	.01 Micron Filter Element
11	9871-01F	9 Volt Battery	27	9872-12	Grommet	47	9878-05	3rd Stage Carbon Filter Assembly
12	9872-02BC	CO Monitor (includes 10, 11, 13, 14)	28	9872-28	Adaptor	48	9878-33	.003 Micron Filter Element
13	9872-69	CO Sensor	29	9872-26	Union Ell Elbow	49	9875-46A	Indicator
14	9872-92	CO Sensor Cover	30	9875-09	Relief Valve	50	9872-07	Joiner Set
			31	9875-23	Branch Tee	51	9874-10	Beaded Chain Lanyard
			32	9872-27	Street Tee			Not Shown
			33	9872-07MR	Joiner Set	9878-50		Replacement Filter Kit, Includes: 2 #44, 1 ea #46 & #48
			34	9000-12B	Hex Bushing			

REMOTE CO MONITOR (9871-02) POINT OF ATTACHMENT (9871-03) AMBIENT AIR PUMP CO MONITOR (9900-45)

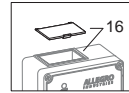
Point Of Attachment (9871-03)



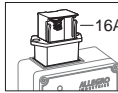
Remote CO Monitor
(9871-02)



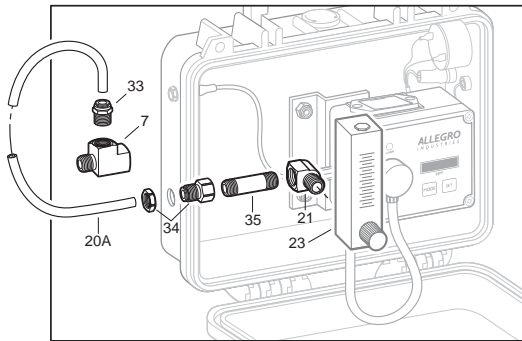
Before 09-2004



After 09-2004

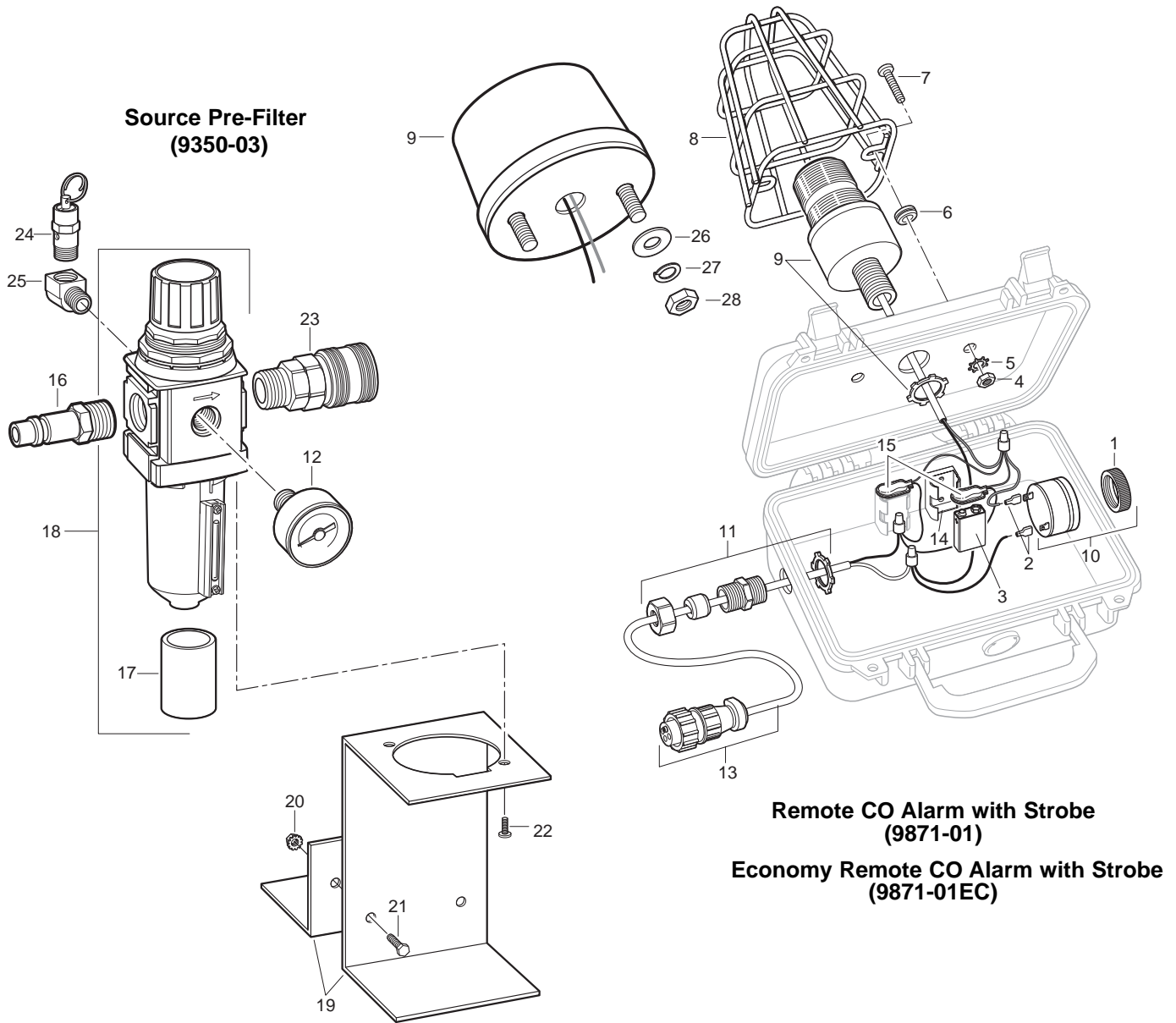


Ambient Air Pump (9900-45)



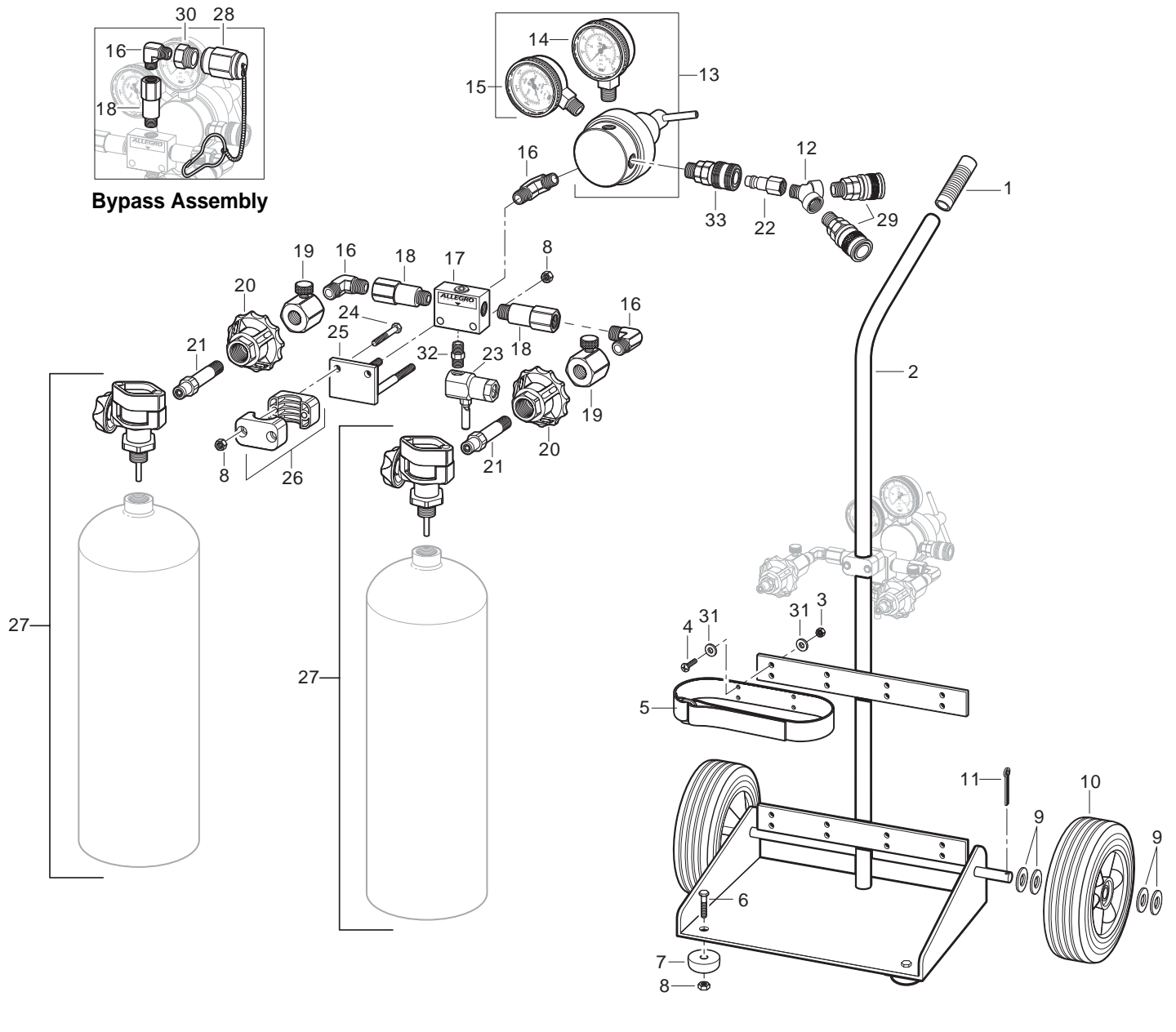
Key Part #	Description	Key Part #	Description	Key Part #	Description
9871-02	Remote CO Monitor	13	9700-72C Plug	22	9000-25 Nipple (Brass)
9871-03	Point of Attachment		9700-73B Plug, OBAC	23	9872-25 Flowmeter
9800-45	Ambient Air Pump CO Monitor	14	9871-02PT CO Sample Line Pigtail Assembly	24	8400-04A Plug
1	Coupler (See Page 48)	15	9871-20 Alarm Bezel Nut	25	9872-43 6 foot Hose (w/o Coupler)
2	9872-11 Bulkhead	16	9872-91 Battery Compartment Cover (not sold separately)	26	9872-06 Mini Regulator
3	9872-95 AC to DC Power Supply		9872-91A Battery Compartment (Purchased before 09-2004)	27	9872-08 Gauge
4	9875-23 Branch Tee	16A	9872-91B Battery Compartment (Purchased after 09-2004)	28	9872-02BC CO Monitor (Includes #16-19)
5	9871-04F Nipple (brass)				9872-02 CO Monitor AC/DC (9900-45)
6	9875-09 Relief Valve (125 psi)	17	9871-01F Alkaline Battery (9 volt)	29	9865-17 CO Monitor Bracket
7	9872-27 Street Tee	18	9872-69 CO Sensor	30	9872-88 DC Cable Extension
8	9872-44 Reducer (brass)	19	9872-92 CO Sensor Cover	31	9872-14B Male Luer
9	9875-06 Regulator (w/Gauge)	20	9872-14 Poly Tubing	32	9872-17 Elbow
10	9875-08 Gauge	20A	9872-14A Poly Tubing (9900-45)	33	9900-46 Push Connector, Male
11	9875-12 Grommet	21	9872-18 Adaptor	34	9900-47 Push Connector, Bulkhead Fit
12	9875-21 Large Nipple, LP Brass			35	9872-24 Nipple (Brass)

**REMOTE CO ALARM WITH STROBE (9871-01)
ECONOMY REMOTE CO ALARM WITH STROBE (9871-01EC)
SOURCE PRE-FILTER (9350-03)**



Key	Part #	Description	Key	Part #	Description	Key	Part #	Description
	9871-01	Remote CO Alarm	9	9871-01B	Micro Strobe, Red (9871-01)	18	9350-03C	Pre Source Filter (Includes 12 and 17)
	9871-01EC	Economy Remote Alarm		9871-01S	Economy Strobe, Red (9871-01EC)	19	9350-03B	Pre-Filter Stand Assembly
	9350-03	Source Pre-Filter	10	9871-01D	Piezo Alarm 90 DB	20	9500-67	K-Nut
1	9871-20	Alarm Bezel Nut	11	9871-01K	Strain Relief	21	9800-74	Tap Bolt
2	9871-21	Push-on Connectors	12	9350-16	Gauge	22	9500-59	Phil Screw
3	9871-01F	Battery (2 required for the 9871-01, 1 required for the 9871-01EC)	13	9871-01M	50' Cable Assembly (9871-01)	23	9700-72A	Coupler
4	9500-69	Lock Nut (9871-01)		9871-01ME	25' Cable Assembly (9871-01EC)	24	9875-09	Relief Valve
5	9500-71	Lock Washer	14	9871-01E	Battery Holder	25	9879-09	Street Elbow.
6	9800-63	Grommet	15	9871-01L	Battery Clip	26	9500-70	Lock Nut
7	9500-76	Machine Screw (9871-01)	16	9700-72B	Male Plug	27	9500-69	Lock Washer
8	9871-01C	Micro Strobe Guard Set	17	9350-03FW	Filter Element	28	9500-61	Flat Washer

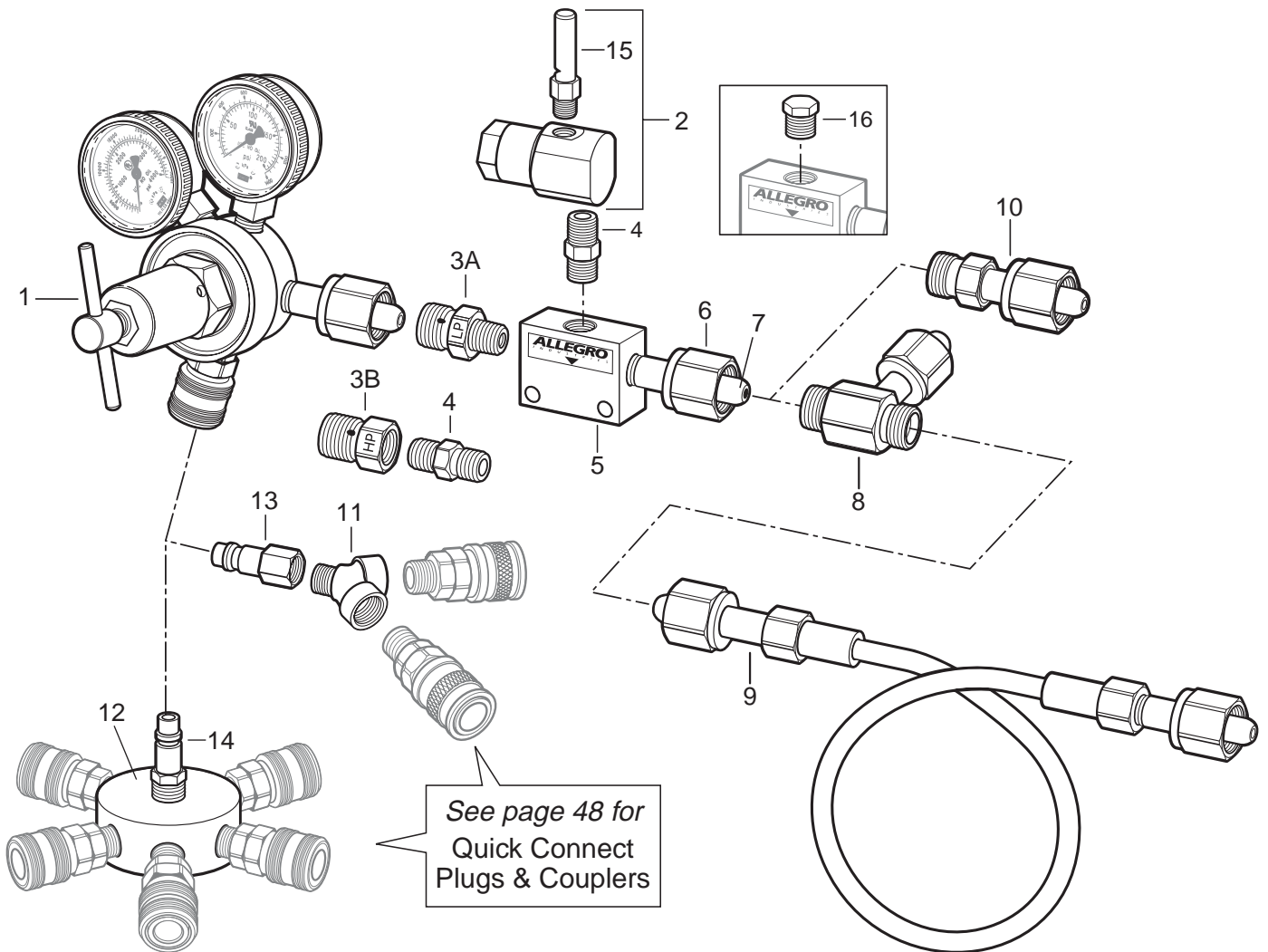
AIR CART Series (9885) (9886)



Bypass Assembly

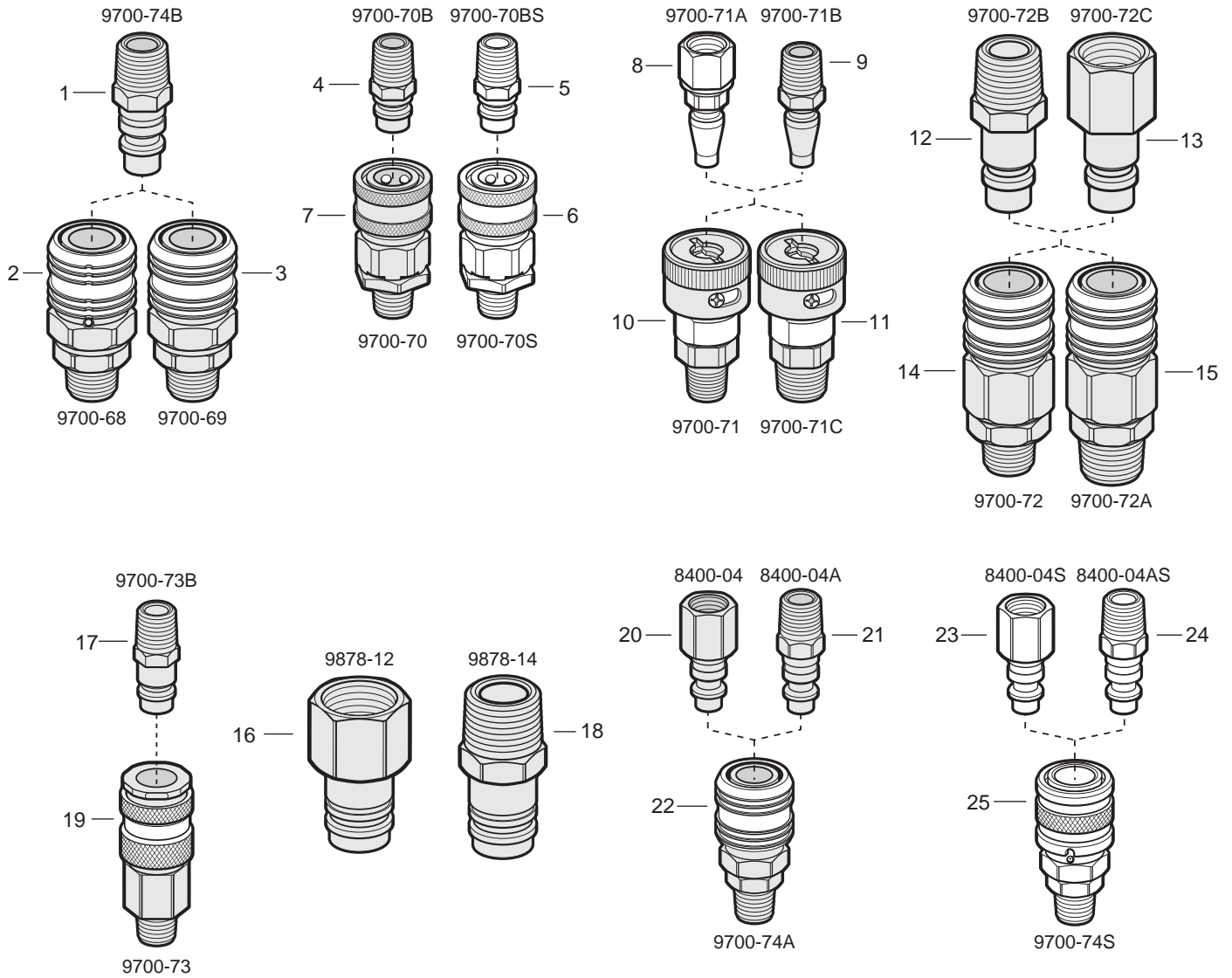
Key	Part #	Description	Key	Part #	Description	Key	Part #	Description
	9885	Air Cart L.P.	14	9891-21B	Outlet Gauge	25	9885-06	Manifold Bracket
	9886	Air Cart H.P.	15	9891-20B	L.P. Inlet Gauge (0 - 4000 psi)	26	9885-11	Manifold Clamp
1	9885-07	Handle		9891-21C	H.P. Inlet Gauge (0 - 6000 psi)	27		Can Be Used w/Any Manufacturer SCBA
2	9885-04	Cart Frame	16	9885-34	Street Elbow (L.P.)	28	9885-45	Nut & Blind Nipple (L.P.)
3	9500-69	Lock Nut		9886-34	Street Elbow (H.P.)		9886-45	Nut & Blind Nipple (H.P.)
4	9800-66	Machine Screw	17	9885-10	Block Manifold	29		Coupler (See Page 48)
5	9885-08	Cylinder Strap	18	9885-32	L.P. Check Valve	30	9885-44F	CGA 346 Male Adaptor
6	9500-79	Tap Bolt		9886-32	H.P. Check Valve		9886-44	CGA 347 Male Adaptor
7	9505-06	Feet	19	9885-35	Vent	31	9500-63	Flat Washer
8	9800-64	Nylon Lock Nut	20	9885-37	Hand Tight Nut (L.P.)	32	9886-31	Hex Nipple
9	9800-61	Flat Washer		9886-37	Hand Tight Nut (H.P.)	33	9700-74	Coupler
10	9885-05	Wheel	21	9885-36	Hand Tight Nipple (L.P.)			
11	9800-70	Steel Cotter		9886-36	Hand Tight Nipple (H.P.)			
12	9872-10	Y - Connector	22	8400-04	Plug			
13	9891-20	L.P. Regulator & Gauge Assembly	23	9885-09B	Alarm Assembly			
	9891-21	H.P. Regulator & Gauge Assembly	24	9500-83	Tap Bolt			

AIRLINE CASCADE (9891 Series)



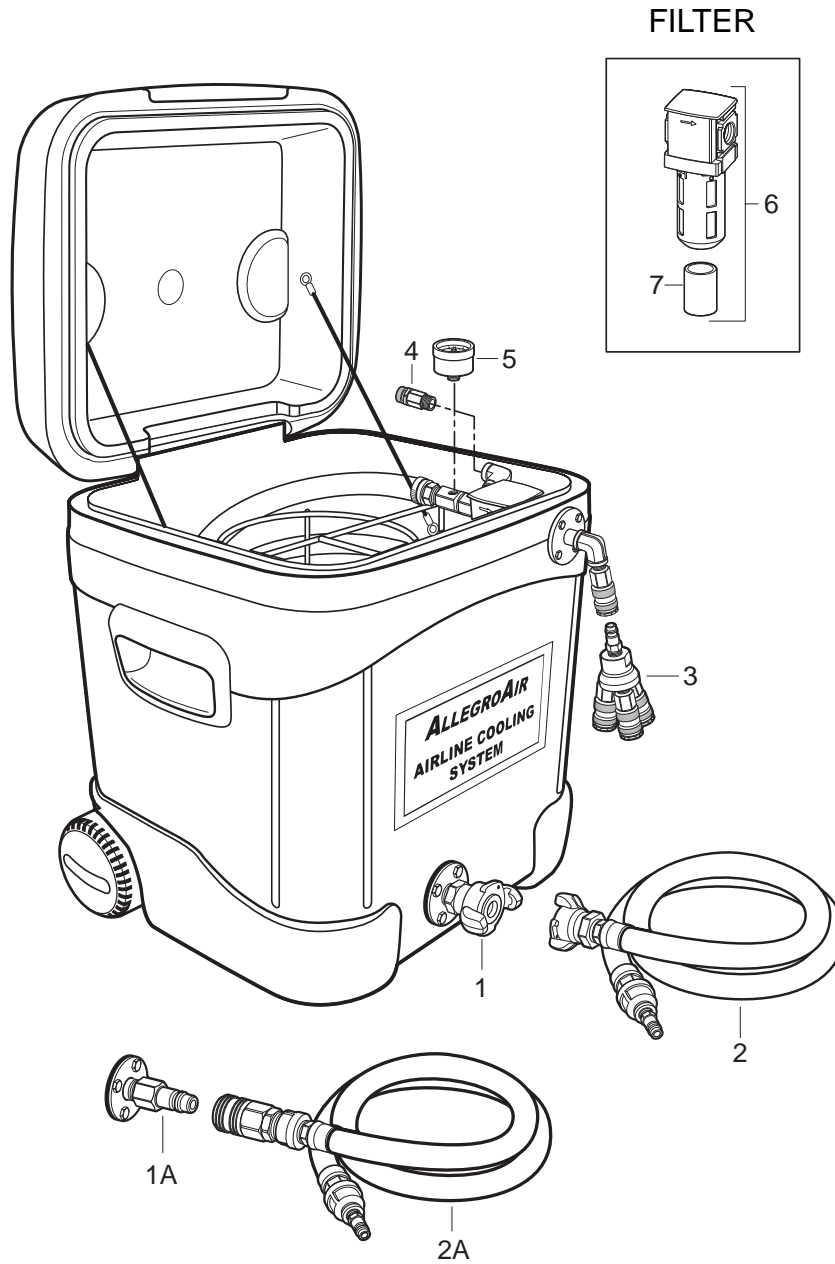
Key	Part #	Description	Key	Part #	Description	Key	Part #	Description
	9891	Airline Cascade						
1	9891-01	L.P. Regulator Assy. (w/Coupler)	8	9891-03	L.P. Tee Connection	11	9872-10	Y-Connector
	9891-11	H.P. Regulator Assy. (w/Coupler)	9891-13	9891-13	H.P. Tee Connection	12	9875-11	Manifold
2	9885-09B	Alarm Assembly	9	9891-07	L.P. Flexible Pigtail (w/Check Valve)	13	8400-04	Plug, Hansen FNPT
3A	9885-44	CGA-346 Male Adaptor L.P.	9891-06	9891-06	L.P. Rigid Pigtail (w/Check Valve)	14	8400-04A	Plug, Hansen MNPT
3B	9886-44	CGA-347 Male Adaptor H.P.	9891-19	9891-19	H.P. Flexible Pigtail (w/Check Valve)	15	9885-09C	Whistle w/Orifice & Nut Assembly
4	9886-31	Hex Nipple	9891-17	9891-17	H.P. Flexible Pigtail (w/o Check Valve)	16	9886-35	Plug
5	9885-10	Manifold Block	9891-16	9891-16	H.P. Rigid Pigtail (w/o Check Valve)			
6	9885-42	CGA-346 Nut, Wrench Tight L.P.	10	9891-04	L.P. Check Valve			
		9886-42	9886-42	9886-42	9886-42			
		CGA-347 Nut, Wrench Tight H.P.						
7	9885-43	CGA-346 Nipple L.P.						

QUICK CONNECT COUPLERS



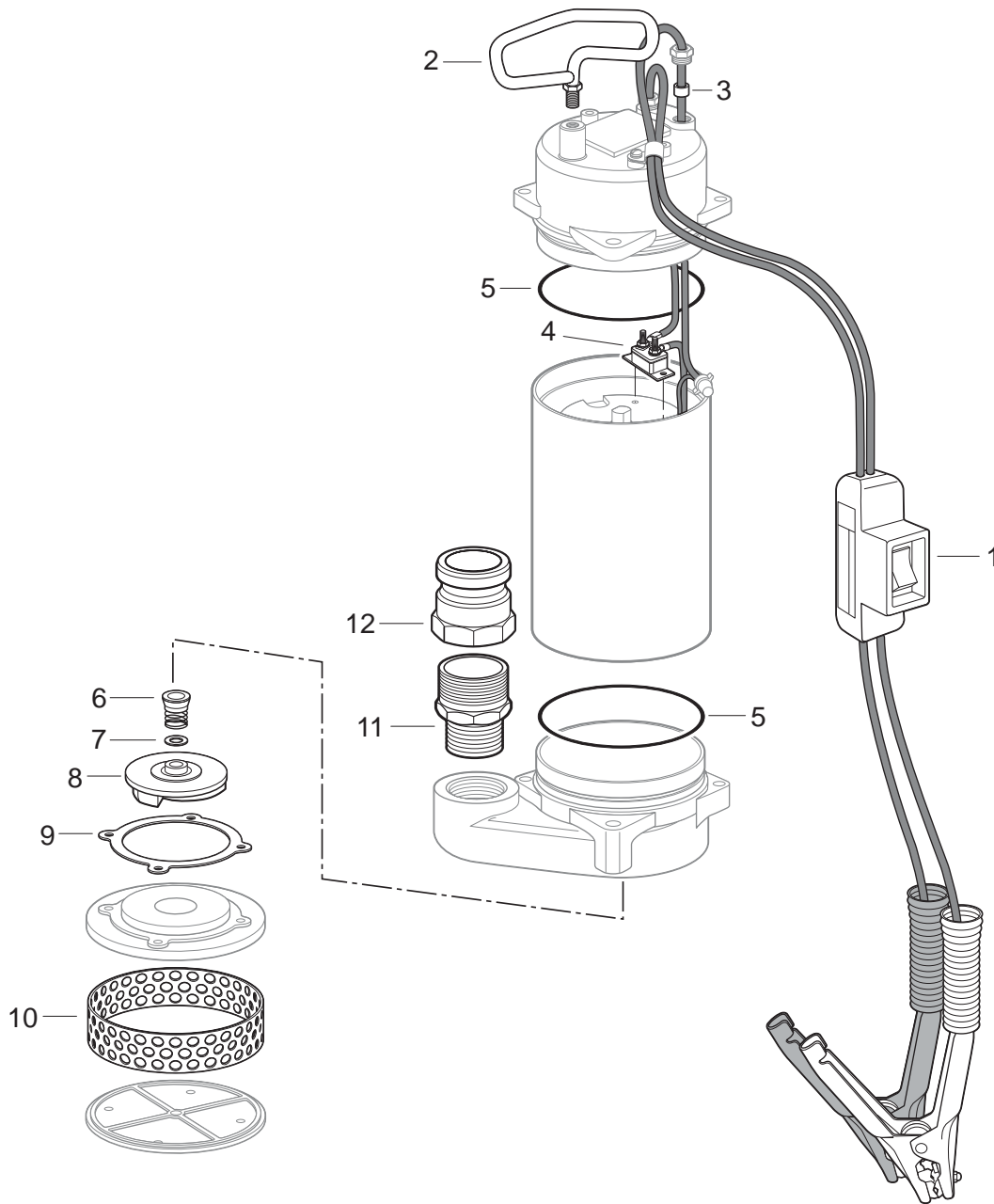
Key	Part #	Description	Key	Part #	Description	Key	Part #	Description
1	9700-74B	3/8" Plug, Hansen (Steel) 3/8" MNPT	11	9700-71C	1/4" Coupler, Schrader (Brass) 3/8" MNPT	21	8400-04A	1/4" Plug, Hansen (Steel) 1/4" MNPT
2	9700-68	3/8" Coupler, Foster (Locking) (Brass) 3/8" MNPT	12	9700-72B	1/2" Plug, Hansen (Steel) 1/2" MNPT	22	9700-74A	1/4" Coupler, Hansen (Brass) 1/4" MNPT
3	9700-69	3/8" Coupler, Hansen (Brass) 3/8" MNPT	13	9700-72C	1/2" Plug, Hansen (Steel) 1/2" FNPT	23	8400-04S	1/4" Plug, Foster SS 1/4" FNPT
4	9700-70B	1/4" Plug, Snap-Tite (Brass) 1/4" MNPT	14	9700-72	1/2" Coupler, Hansen (Brass) 3/8" MNPT	24	8400-04AS	1/4" Plug, Foster SS 1/4" MNPT
5	9700-70BS	1/4" Plug, Snap-Tite SS 1/4" MNPT	15	9700-72A	1/2" Coupler, Hansen (Brass) 1/2" MNPT	25	9700-74S	1/4" Coupler, Foster SS 1/4" MNPT
6	9700-70S	1/4" Coupler, Snap-Tite SS 1/4" MNPT	16	9878-12	3/4" Plug, Hansen (Steel) 3/4" FNPT			
7	9700-70	1/4" Coupler, Snap-Tite (Brass) 1/4" MNPT	17	9700-73B	1/4" Plug, OBAC (Brass) 1/4" MNPT			
8	9700-71A	1/4" Plug, Schrader (Steel) 1/4" FNPT	18	9878-14	3/4" Plug, Hansen (Steel) 3/4" MNPT			
9	9700-71B	1/4" Plug, Schrader (Steel) 1/4" MNPT	19	9700-73	1/4" Coupler, OBAC (Brass) 1/4" MNPT			
10	9700-71	1/4" Coupler, Schrader (Brass) 1/4" MNPT	20	8400-04	1/4" Plug, Hansen (Steel) 1/4" FNPT			

ALLEGROAIR AIRLINE COOLING SYSTEM (9820-LP, 9820-HP)



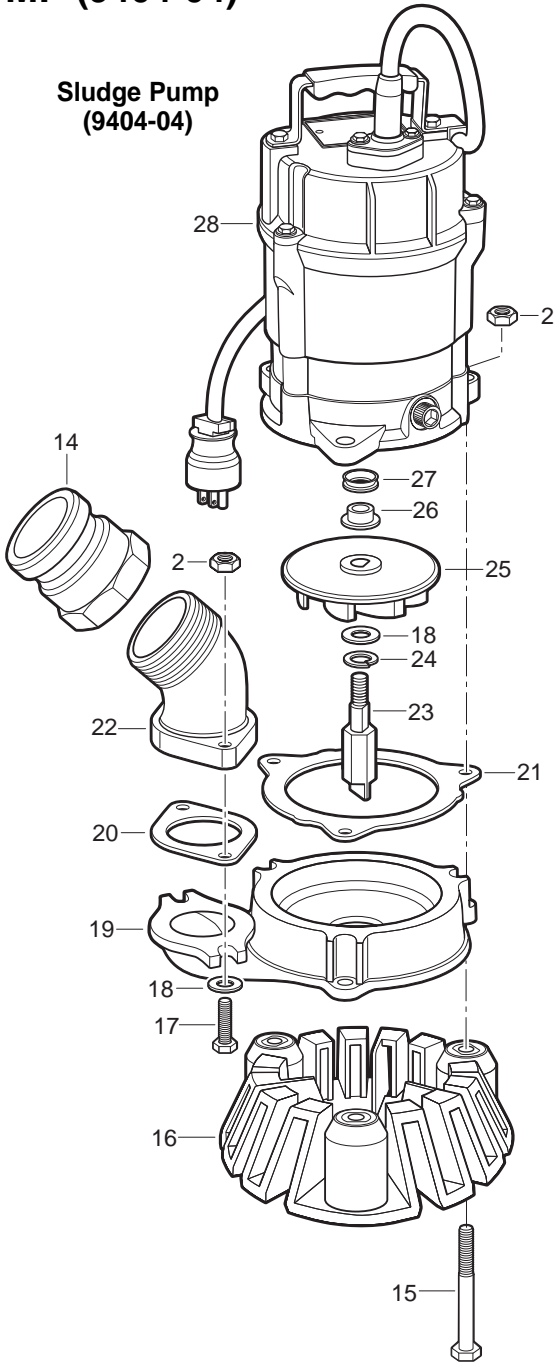
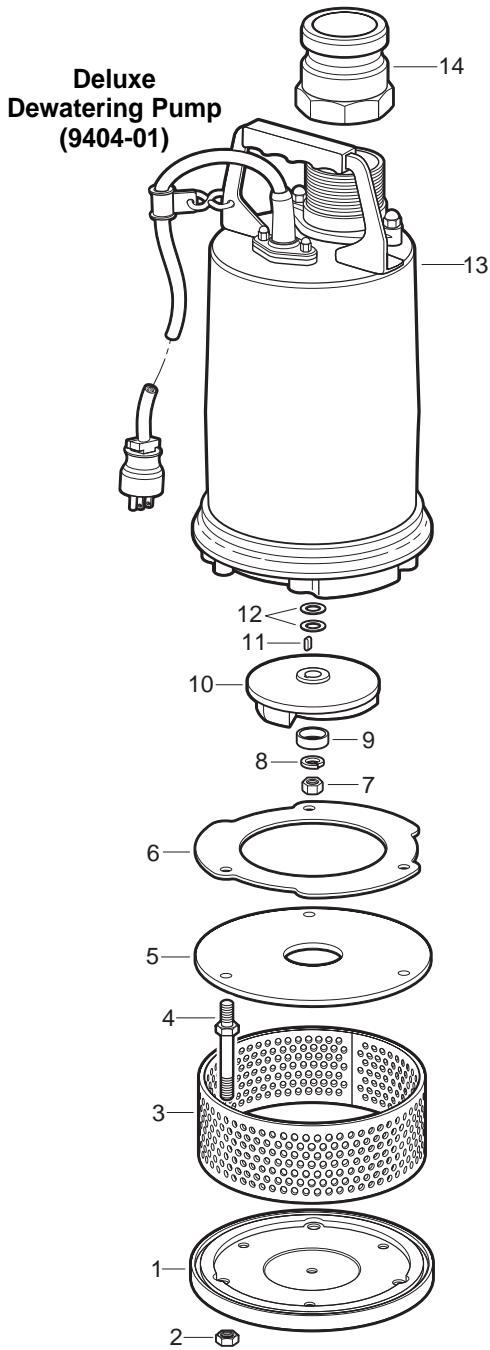
Key Part #	Description	Key Part #	Description	Key Part #	Description
9820-LP	LP AllegroAir Airline Cooling System	2A	9820-25HP Inlet Supply Hose Assy. (HP)	6	9820-06 5 Micron Filter Regulator w/Manual Drain, LP
9820-HP	HP AllegroAir Airline Cooling System	3	9820-28 3-Worker Manifold Assy. (LP)		9820-06HP 5 Micron Filter Regulator w/Manual Drain, HP
1	9820-12 1/2" Coupler (LP)		9820-28HP 3-Worker Manifold Assy. (HP)	7	9872-31 5 Micron Replacement Element (LP & HP)
1A	9700-72A 1/2" Hansen Coupler (HP)	4	9820-09 Relief Valve, 0-20 PSI (LP)		
2	9820-25 Inlet Supply Hose Assy. (LP)		9875-09 Relief Valve, 125 PSI (HP)		
		5	9820-14 Pressure Gauge (LP)		
			9875-08 Pressure Gauge (HP)		

DC SUBMERSIBLE DEWATERING PUMP (9404-05)



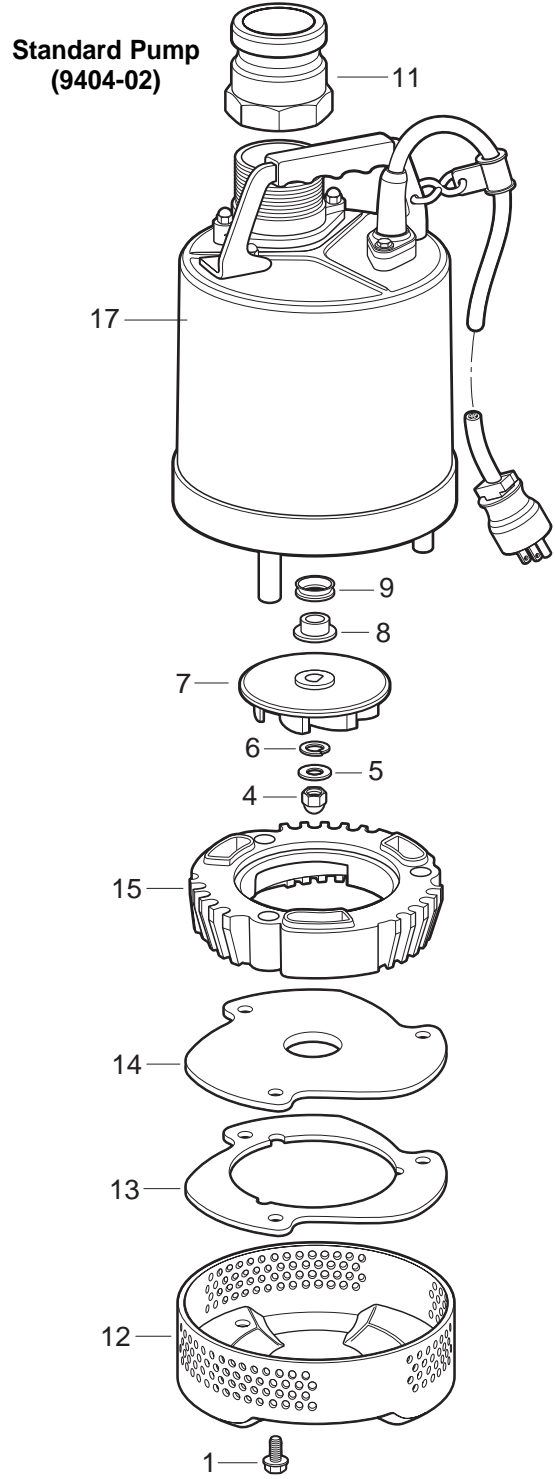
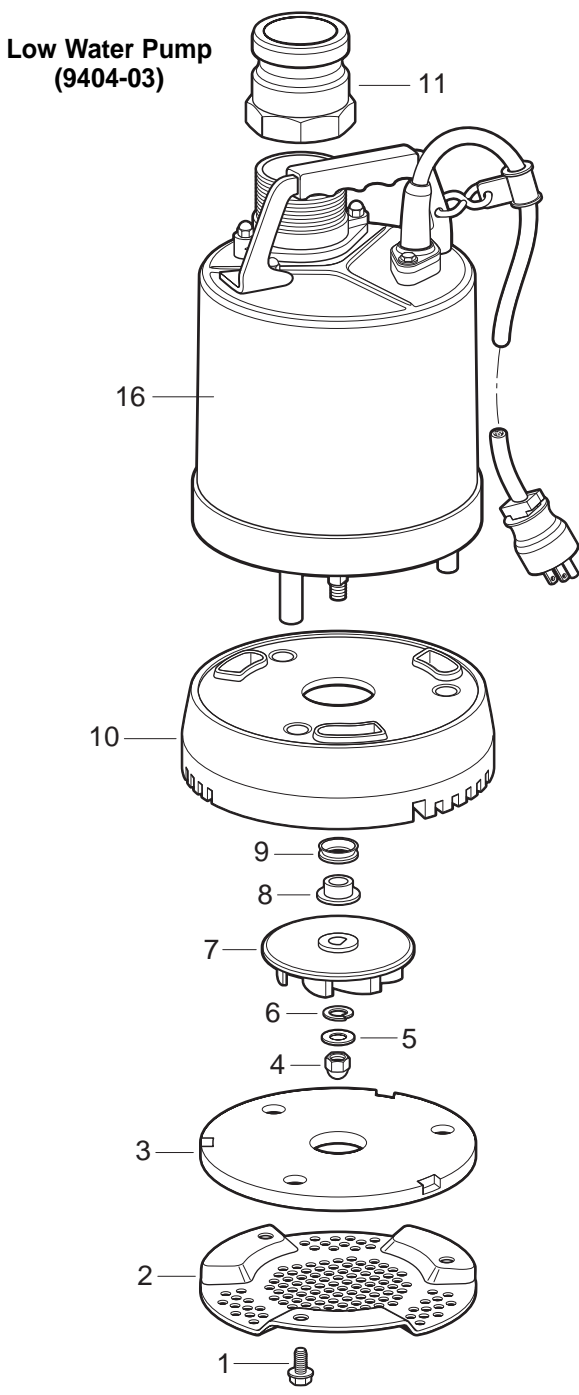
Key Part #	Description	Key Part #	Description	Key Part #	Description
9404-05	DC Submersible Dewatering Pump	8	9404-59 Impeller		
1	9404-05C Power Cable Assembly (Complete)	9	9404-60 Casing Gasket		
2	9404-53 Handle	10	9404-61 Straining Screen		
3	9404-54 Sealing Ring	11	9004-09 Hose Adaptor Reducer		
4	9404-55 Circuit Breaker	12	9404-10 Hose Adaptor		
5	9404-56 O-Ring				
6	9404-57 Seal				
7	9404-58 Shim				

DELUXE DEWATERING PUMP (9404-01) SLUDGE PUMP (9404-04)



Key Part #	Description	Key Part #	Description	Key Part #	Description
9404-01	Deluxe Dewatering Pump	11	9405-13 Impeller Shim	23	9404-47 Stirrer
9404-04	Sludge Pump	12	9404-16 Oil Seal	24	9404-29 Spring Washer
1	9404-17 Bottom Plate	13	9404-01A Dlx Sub Pump 1HP Base	25	9404-48 Impeller
2	9405-14 Hex Nut	14	9404-10 Hose Adaptor	26	9404-49 Shaft Sleeve
3	9404-18 Strainer	15	9404-40 Hex Bolt	27	9405-41 Mechanical Sleeve
4	9404-19 Stud Bolt	16	9404-41 Strainer Stand	28	9404-04A Sludge Pump Base
5	9404-12 Suction Cover	17	9404-42 Hex Bolt	Accessories (Not Shown)	
6	9404-13 Packing	18	9405-20 Plain Washer	9404-50	Dewater Pump Hose (50')
7	9405-10 Hex Nut	19	9404-43 Pump Casing		
8	9405-11 Spring Washer	20	9404-44 Pump Gasket		
9	9405-12 Impeller Protective Cover	21	9404-46 Packing Gasket		
10	9404-11 Impeller	22	9404-45 Hose Coupling		

LOW WATER (9404-03) and STANDARD PUMP (9404-02)



Key	Part #	Description	Key	Part #	Description	Key	Part #	Description
	9404-02	Standard Pump	6	9405-20	Plain Washer	13	9404-22	Suction Plate
	9404-03	Low Water Pump	7	9404-21	Impeller	14	9405-22	Suction Cover
1	9404-27	Hex Bolt w/Washer	8	9404-25	Shaft Sleeve	15	9405-23	Pump Casting
2	9404-32	Strainer	9	9404-26	V - Ring	16	9404-03A	Low Water Pump Base
3	9404-31	Suction Cover	10	9404-34	Pump Casting	17	9404-02A	Stand Sub Pump 2/3 HP Base
4	9404-28	Hex Cap Nut	11	9404-10	Hose Adapter	Accessories (Not Shown)		
5	9404-29	Spring Washer	12	9405-21	Strainer Stand	9404-50	Dewater Pump Hose (50')	