

Beam Clamps, Straps, Clamps and Clamp Backs for Rigid Metal Conduit or IMC

Applications


- Beam clamp: provides support for conduit hanging systems.
- Two-Hole Straps: used to support rigid metal conduit and IMC.
- Clamp Backs: provide spacing from mounting surface when used with pipe clamps.

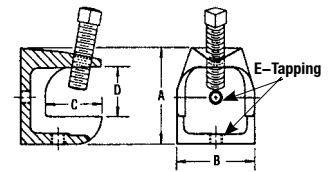
Certifications and Compliances


- CSA Standard: C22.2 No. 18.4
- CSA Certified: 065178

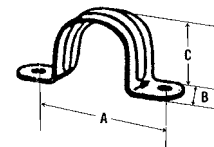
Material/Finish

- Beam clamps: malleable iron/hot dip galvanized
- Straps: steel/zinc electroplate

	Dimensions in Millimeters (Inches)					Weight per 100 (lbs)	Catalog Number
	A	B	C	D	E		
Beam Clamps — Malleable Iron — Hot Dipped Galvanized							
	41.4 (1.63)	25.4 (1.00)	22.4 (0.88)	23.9 (0.94)	20.00/508.0 (0.25/6.4)	9.98 (22.0)	BH-500 ①
	41.4 (1.63)	25.4 (1.00)	22.4 (0.88)	23.9 (0.94)	24.00/609.6 (10.00/254.0)	9.75 (21.5)	BH-500-10
	46.0 (1.81)	38.1 (1.50)	28.7 (1.13)	23.9 (0.94)	18.00/457.2 (0.31/7.9)	20.41 (45.00)	BH-501 ①
	52.3 (2.06)	50.8 (2.00)	35.1 (1.38)	25.4 (1.00)	16.00/406.4 (0.38/9.7)	37.65 (83.00)	BH-502 ①
	57.2 (2.25)	66.8 (2.63)	42.9 (1.69)	28.7 (1.13)	13.00/330.2 (0.50/12.7)	68.95 (152.00)	BH-503 ①

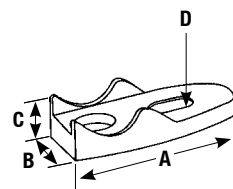
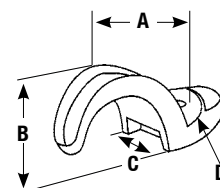


	Dimensions in Millimeters (Inches)			Hole Diameter	Weight per 100 (lbs)	Catalog Number
	Trade Size (Inches)	A	B			
2-Hole Straps — Steel/Zinc Electroplate						
	1/4	31.8 (1.25)	16.0 (0.63)	16.0 (0.63)	4.8 (0.19)	0.73 (1.60) CF-250
	3/8	38.1 (1.50)	16.0 (0.63)	19.1 (0.75)	4.8 (0.19)	0.54 (1.20) CF-375
	1/2	40.4 (1.59)	16.0 (0.63)	23.1 (0.91)	4.8 (0.19)	0.64 (1.40) CF-500
	3/4	53.1 (2.09)	16.0 (0.63)	26.9 (1.06)	4.8 (0.19)	0.73 (1.60) CF-750
	1	62.0 (2.44)	19.1 (0.75)	35.1 (1.38)	4.8 (0.19)	1.59 (3.50) CF-100
	1-1/4	67.6 (2.66)	19.1 (0.75)	44.5 (1.75)	6.3 (0.25)	1.81 (4.00) CF-125
	1-1/2	91.2 (3.59)	25.4 (1.00)	50.8 (2.00)	6.3 (0.25)	4.08 (9.00) CF-150
	2	03.1 (4.06)	31.8 (1.25)	63.5 (2.50)	6.3 (0.25)	5.44 (12.00) CF-200
	2-1/2	11.3 (4.38)	25.4 (1.00)	71.4 (2.81)	6.9 (0.27)	2.59 (5.70) CF-250H
	3	27.0 (5.00)	25.4 (1.00)	85.9 (3.38)	6.9 (0.27)	3.63 (8.00) CF-300H
	3-1/2	58.8 (6.25)	25.4 (1.00)	98.6 (3.88)	8.4 (0.33)	3.95 (8.70) CF-350H
	4	77.8 (7.00)	31.8 (1.25)	111.3 (4.38)	7.1 (0.28)	4.26 (9.40) CF-400H






Beam Clamps, Straps, Clamps and Clamp Backs for Rigid Metal Conduit or IMC

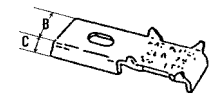
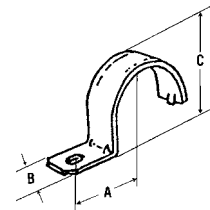
Trade Size (Inches)	Dimensions in Millimeters (Inches)			Recommended Bolt Diameter D	Weight per 100 (lbs)	Catalog Number
	A	B	C			
One-Hole Clamps — Malleable Iron — Hot Dipped Galvanized						
1/2	25.4 (1.00)	19.1 (0.75)	16.0 (0.63)	6.4 (0.25)	2.72 (6.00)	CL-50MN
3/4	30.2 (1.19)	31.0 (1.22)	19.1 (0.75)	6.4 (0.25)	3.63 (8.00)	CL-75MN
1	35.1 (1.38)	38.1 (1.50)	22.4 (0.88)	6.4 (0.25)	6.35 (14.00)	CL-100MN
1-1/4	41.4 (1.63)	46.0 (1.81)	22.4 (0.88)	9.7 (0.38)	9.53 (21.00)	CL-125MN
1-1/2	46.0 (1.81)	54.1 (2.13)	23.9 (0.94)	9.7 (0.38)	12.25 (27.00)	CL-150MN
2	58.7 (2.31)	66.8 (2.63)	26.9 (1.06)	12.7 (0.50)	21.77 (48.00)	CL-200MN
2-1/2	65.0 (2.56)	76.2 (3.00)	33.3 (1.31)	12.7 (0.50)	32.21 (71.00)	CL-250MN
3	81.0 (3.19)	96.8 (3.81)	38.1 (1.50)	12.7 (0.50)	48.53 (107.00)	CL-300MN
3-1/2	85.9 (3.38)	112.8 (4.44)	42.9 (1.69)	16.0 (0.63)	78.02 (172.00)	CL-350MN
4	95.3 (3.75)	127.0 (5.00)	49.3 (1.94)	16.0 (0.63)	120.66 (266.00)	CL-400MN
5	120.7 (4.75)	165.1 (6.50)	63.5 (2.50)	16.0 (0.63)	196.41 (433.00)	CL-500MN ①
6	143.0 (5.63)	190.5 (7.50)	69.9 (2.75)	25.4 (1.00)	281.23 (620.00)	CL-600MN ①
Clamp Backs — Malleable Iron — Hot Dipped Galvanized						
1/2	62.0 (2.44)	26.9 (1.06)	11.2 (0.44)	6.4 (0.25)	4.08 (9.00)	CLB-50MN
3/4	63.5 (2.50)	28.7 (1.13)	12.7 (0.50)	6.4 (0.25)	5.00 (11.00)	CLB-75MN
1	81.0 (3.19)	33.3 (1.31)	14.2 (0.56)	6.4 (0.25)	8.16 (18.00)	CLB-100MN
1-1/4	93.7 (3.69)	36.6 (1.44)	19.1 (0.75)	9.7 (0.38)	10.89 (24.00)	CLB-125MN
1-1/2	100.1 (3.94)	39.6 (1.56)	20.6 (0.81)	9.7 (0.38)	14.51 (32.00)	CLB-150MN
2	130.3 (5.13)	50.8 (2.00)	19.1 (0.75)	12.7 (0.50)	24.49 (54.00)	CLB-200MN
2-1/2	146.1 (5.75)	63.5 (2.50)	19.1 (0.75)	12.7 (0.50)	32.21 (71.00)	CLB-250MN
3	181.1 (7.13)	71.4 (2.81)	20.6 (0.81)	12.7 (0.50)	47.17 (104.00)	CLB-300MN
3-1/2	203.2 (8.00)	82.6 (3.25)	25.4 (1.00)	16.0 (0.63)	72.12 (159.00)	CLB-350MN
4	222.3 (8.75)	87.4 (3.44)	25.4 (1.00)	16.0 (0.63)	83.01 (183.00)	CLB-400MN
5	255.5 (10.06)	95.3 (3.75)	31.8 (1.25)	16.0 (0.63)	148.78 (328.00)	CLB-500MN ①
6	300.0 (11.81)	100.1 (3.94)	38.1 (1.50)	25.4 (1.00)	216.82 (478.00)	CLB-600MN ①



① Not CSA Certified.

Beam Clamps, Straps, Clamps and Clamp Backs for Rigid Metal Conduit or IMC

	Trade Size (Inches)	Dimensions in Millimeters (Inches)			Hole Diameter	Weight per 100 (lbs)	Catalog Number
		A	B	C			
Combination Clamp and Clamp Backs – Steel/Zinc Electroplate							
	1/2	-	-	-	-	2.27 (5.00)	CL-50CB
	3/4	-	-	-	-	2.27 (5.00)	CL-75CB
	1	-	-	-	-	2.72 (6.00)	CL-100CB
Combination Clamp and Clamp Backs – Steel/Zinc Electroplate							
	1/4	16.0 (0.63)	11.9 (0.47)	15.0 (0.59)	6.3 (0.25)	0.77 (1.70)	CL-25
	3/8	20.6 (0.81)	16.0 (0.63)	17.5 (0.69)	7.1 (0.28)	1.18 (2.60)	CL-38
	1/2	25.4 (1.00)	19.1 (0.75)	23.9 (0.94)	7.1 (0.28)	2.27 (5.00)	CL-50
	3/4	29.5 (1.16)	19.1 (0.75)	28.7 (1.13)	7.1 (0.28)	2.68 (5.90)	CL-75
	1	34.0 (1.34)	22.4 (0.88)	36.6 (1.44)	8.6 (0.34)	5.53 (12.20)	CL-100
	1-1/4	42.9 (1.69)	25.4 (1.00)	45.2 (1.78)	10.4 (0.41)	8.62 (19.00)	CL-125
	1-1/2	49.3 (1.94)	28.7 (1.13)	50.8 (2.00)	10.4 (0.41)	11.34 (25.00)	CL-150
	2	59.4 (2.34)	30.2 (1.19)	64.3 (2.53)	11.9 (0.47)	17.24 (38.00)	CL-200
	2-1/2	71.4 (2.81)	31.8 (1.25)	77.0 (3.03)	14.2 (0.56)	34.47 (76.00)	CL-250
	3	84.1 (3.31)	31.8 (1.25)	93.0 (3.66)	14.2 (0.56)	42.18 (93.00)	CL-300
	3-1/2	87.4 (3.44)	38.1 (1.50)	105.7 (4.16)	17.5 (0.69)	55.79 (123.00)	CL-350
	4	96.0 (3.78)	38.1 (1.50)	118.4 (4.66)	17.5 (0.69)	63.50 (140.00)	CL-400
	Clamp Backs – Steel – Can be used with EMT						
	1/2	52.3 (2.06)	22.4 (0.88)	6.4 (0.25)	-	2.27 (5.00)	CLB-50
	3/4	63.5 (2.50)	25.4 (1.00)	6.4 (0.25)	-	3.18 (7.00)	CLB-75
	1	68.3 (2.69)	28.7 (1.13)	6.4 (0.25)	-	3.90 (8.60)	CLB-100



RIGID, IMC AND EMT CLAMPS AND HANGERS
Commercial Products