

RIVETKING® CATALOG

BLIND RIVETS • DRIVE RIVETS • LOCKBOLTS • RIVETNUTS • QUICKRIVETING • RIVETING TOOLS



RIVETKING® LOCATIONS & TABLE OF CONTENTS



U.S. LOCATIONS

- 1 NORTHVALE, NEW JERSEY
- 2 LOS ANGELES, CALIFORNIA
- 3 BRISTOL, CONNECTICUT
- 4 DENVER, COLORADO
- 5 KANSAS CITY, MISSOURI
- 6 EL PASO, TEXAS
- 7 GRAND PRAIRIE, TEXAS
- 8 SALT LAKE CITY, UTAH
- 9 CHICAGO, ILLINOIS
- 10 BURLINGTON, N. CAROLINA

INTERNATIONAL LOCATIONS

- 11 ONTARIO, CANADA
- 12 JUAREZ, MEXICO
- 13 MADRID, SPAIN
- 14 TAINAN, TAIWAN
- 15 NEUMARKT, GERMANY
- 16 SHANGHAI, CHINA
- 17 MILTON KEYNES, UNITED KINGDOM
- 18 SYDNEY, AUSTRALIA
- 19 FUKUSHIMA, JAPAN

STOCK IS AVAILABLE FOR SAME DAY SHIPMENT FROM ANY ONE OF OUR MANY LOCATIONS. SALES REPRESENTATIVES AND TECHNICAL SUPPORT STAFF ARE AVAILABLE TO OUR CUSTOMERS NATIONWIDE.

CONTACT

TO ORDER OUR PRODUCTS, OR IF YOU HAVE ANY QUESTIONS, PLEASE CONTACT OUR CUSTOMER SERVICE TEAM.

PHONE: 1.800.BUY.RIVET (1.800.289.7483)
 FAX: 201.750.1050
 WEBSITE: WWW.RIVET.COM



| | |
|----------------------------------|----|
| RIVETKING® TIMELINE..... | 04 |
| RIVETKING® QUALITY SERVICES..... | 05 |
| PERFORMANCE TESTING CAPABILITIES | |

TOOLS

| | |
|--------------------------------------|-------|
| BLIND RIVET HAND TOOLS..... | 06 |
| PNEUDRAULIC & ELECTRIC | |
| BLIND RIVET TOOLS - POW..... | 07 |
| PNEUMATIC & PNEUDRAULIC | |
| RIVETNUT TOOLS..... | 08 |
| AUTOMATION..... | 09 |
| KINGSET™..... | 10-11 |
| COLLAR BOLT TOOLS AND TOOL KITS..... | 12 |
| RIVETNUT TOOLS..... | 13 |
| PNEUMATIC & PNEUDRAULIC | |

STANDARD BLIND RIVETS

| | |
|---|-------|
| RIVET IDENTIFICATION GUIDE..... | 14 |
| RIVETKING® PRODUCT OVERVIEW..... | 15-16 |
| RIVETKING® GUIDE TO SELECTING RIVETS..... | 18 |
| ABA SERIES..... | 19 |
| ALL ALUMINUM RIVETS • OPEN END | |
| ABS SERIES..... | 20 |
| ALUMINUM/STEEL RIVETS • OPEN END | |
| SBS SERIES..... | 21 |
| ALL STEEL BLIND RIVETS • OPEN END | |
| FBS SERIES..... | 22 |
| STAINLESS/STEEL RIVETS • OPEN END | |
| FBF SERIES..... | 23 |
| ALL STAINLESS RIVETS • OPEN END | |
| BACK UP WASHERS..... | 24 |
| CBB & CBS SERIES..... | 25 |
| COPPER/BRASS AND COPPER/STEEL | |
| ABA-CE SERIES..... | 26 |
| ALL ALUMINUM RIVETS • CLOSED END | |
| ABS-CE SERIES..... | 27 |
| ALUMINUM/ STEEL • CLOSED END | |
| SBS-CE SERIES..... | 28 |
| ALL STEEL • CLOSED END | |
| FBF-CE SERIES..... | 29 |
| ALL STAINLESS • CLOSED END | |

SPECIALTY BLIND RIVETS

| | |
|-------------------------------|----|
| MULTIGRIP ABS-RT™ SERIES..... | 30 |
| "RING STYLE" • MULTIGRIP-RT™ | |
| MULTIGRIP ABA-RT™ SERIES..... | 31 |
| "RING STYLE" • MULTIGRIP-RT™ | |
| MULTIGRIP ABS-CT™ SERIES..... | 32 |
| "CRIMP STYLE" • MULTIGRIP-CT™ | |

RIVETKING® TABLE OF CONTENTS

| | |
|---|----|
| MULTIGRIP SBS-CT™ SERIES "CRIMP STYLE" • MULTIGRIP-CT™ | 33 |
| QUICKSNAP® | 33 |
| RKQ® | 34 |
| SELF PLUGGING BLIND RIVET | |
| RIVEX® | 35 |
| HIGH STRENGTH ALL STEEL MULTIGRIP™ | |
| RIVINOX® | 36 |
| STAINLESS STEEL • HIGH SHEAR • REAR FLANGE RIVET | |
| RIVIBULB® | 36 |
| ALL STEEL • HIGH SHEAR • REAR FLANGE RIVET | |
| CHECKMATE® | 37 |
| 2 PIECE RIVET • MALE/FEMALE | |
| TRIFIX® | 38 |
| ALUMINUM TRI FOLDING RIVET | |
| SUPER TRIFIX® | 39 |
| ALUMINUM STRUCTURAL TRI FOLDING RIVET | |
| GROOVED RIVETS™ | 39 |
| PLASTIC TRIFIX® | 40 |
| PLASTIC TRI FOLDING RIVET | |
| PLR™ PEEL RIVET | 41 |
| ALUMINUM/ STEEL | |
| LONG LENGTH RIVET | 42 |
| ALUMINUM/ STEEL LONG LENGTH BLIND RIVETS DOME HEAD | |

STRUCTURAL BLIND RIVETS

| | |
|---|-------|
| STEMLOCK® | 43 |
| STRUCTURAL BLIND RIVETS • STEEL / ALUMINUM | |
| TIGERBOLT® | 44 |
| STRUCTURAL BLIND RIVET S • EXTERNAL LOCKING | |
| IN-LOCK® | 45 |
| STRUCTURAL BLIND RIVET S • INTERNAL LOCKING | |
| RIVBOLT™ | 46 |
| STEEL / STEEL | |
| COLLARBOLT™ MULTI-GRIP LOCKBOLT | 47 |
| COLLARBOLT™ FIXED GRIP LOCKBOLT | 48-49 |

DRIVE RIVETS

| | |
|----------------------------|----|
| DRIVE RIVETS | 50 |
| LARGE DIAMETER DRIVE RIVET | 51 |
| TRAILER LINER DRIVE RIVET | 52 |

RIVETNUTS

| | |
|---|----|
| RIVETNUT PICTORIAL CONTENTS | 54 |
| RIVETNUT PRODUCT OVERVIEW | 55 |
| RIVETNUT DESIGN CONSIDERATIONS | 56 |
| IKF SERIES® | 57 |
| ROUND BODY (KNURLED), LOW PROFILE HEAD, AMERICAN STANDARD | |
| IKR SERIES® | 58 |
| ROUND BODY (KNURLED), REDUCED HEAD, AMERICAN STANDARD | |

| | |
|--|----|
| IRL SERIES™ | 59 |
| ROUND BODY (SMOOTH), LARGE HEAD, AMERICAN STANDARD | |
| IRR SERIES™ | 60 |
| ROUND BODY (SMOOTH), REDUCED HEAD, FOR STANDARD DRILL HOLE SIZES | |
| QUADRAFOLD - IPB/IPN SERIES™ | 61 |
| PRE-BULBED AND STRAIGHT SHANK FOR PLASTICS AND THIN SHEETS | |
| JK SERIES™ | 62 |
| STAMPED NUTS, FOR PLASTICS AND THIN SHEETS | |
| RUBBER NUTS, JF SERIES™ | 63 |
| NEOPRENE AND EPDM INSERTS | |
| ISR SERIES™ | 64 |
| SWAGING SERIES, STRAIGHT KNURL, AMERICAN STANDARD | |
| ISN SERIES™ | 64 |
| SWAGING SERIES, DIAMOND KNURL (FOR PLASTICS), U.S. STANDARD | |
| IHF SERIES™ | 65 |
| HEX BODY, LOW PROFILE HEAD, AMERICAN STANDARD | |
| EXPENDABLE (THROW AWAY) | 66 |
| RIVET NUT INSTALLATION TOOL | |
| NKL SERIES™ | 67 |
| ROUND BODY, LARGE HEAD, EURO STANDARD | |
| NKR SERIES™ | 68 |
| ROUND BODY, REDUCED HEAD, EURO STANDARD | |
| NKC SERIES™ | 69 |
| COUNTERSUNK HEAD | |
| NSL SERIES™ | 70 |
| SERRATED LARGE HEAD, SMOOTH BODY, EURO STANDARD | |
| NHL SERIES™ | 71 |
| FULL HEX BODY, LARGE HEAD, EURO STANDARD | |
| NHR SERIES™ | 72 |
| FULL HEX BODY, REDUCED HEAD, EURO STANDARD | |

CROSS REFERENCE GUIDES 73-74

QUICKRIVETING SYSTEM

| | |
|----------------------------------|----|
| WHAT IS QUICKRIVETING? | 76 |
| RIVETKING® RK-753™ ASSEMBLY TOOL | 77 |
| ZIPRIV® | 78 |
| ZIPSHO® | 79 |
| ZIPSCREW® | 80 |
| MANDREL & SPRING CONSUMABLES | 81 |
| NOSE JAW SELECTION | 82 |
| FASTENER & TOOLING SELECTION | 83 |
| SET-UP & ASSEMBLY PROCESS | 84 |

CROSS REFERENCE GUIDES 85-87

RIVETKING® TIMELINE

Founded in 1912, Industrial Rivet & Fastener Company has grown from a primarily local operation with four employees to a global distributor, manufacturer and importer with nine international locations, 10 U.S. distribution centers and 48 employees serving customers both around the corner and across the globe.

1912

Established in NYC as a supplier to NY Port Authority for bridges, representing Bethlehem Steel in the NYC area



1914

Began carrying stock to support demand

1944

Developed specialty fasteners to support war efforts



1930

Expanded product line to smaller diameter products

1962

Sales and marketing developed the RivetKing brand into an entire product line

1950

First documented evidence that IRFCO became known and named by its customers as the "RivetKing"



1975

Established IRF Taiwan as manufacturing arm for production

1968

General Rivet Manufacturing opened for business and would ultimately be purchased by IRFCO in 1992. General Rivet manufactured solid and semitubular rivets and developed a semitubular product line for small electronics.



1990

Expanded domestic manufacturing facility, renamed it RivetKing Manufacturing

1998

Moved corporate headquarters to Northvale, NJ combining manufacturing and distribution functions. Became ISO9001



2000

Expanded product line to include blind rivets and blind threaded inserts. Established warehousing in Mexico

2009

IRF Germany opened



2005

10 new domestic warehouses opened in Texas, California, Kansas City, Canada, Denver, Salt Lake City, and Chicago

2010

Developed the database logging and live retrieval of force testing, dimensional inspection and salt spray testing data



2008

Significant technology upgrade to conform to ISO 17025 in quality control and engineering, including purchase of salt spray, force, and micro hardness testing equipment. All quality systems conform to ISO/TS 16949 and ISO17025

2011

IRF Japan and IRF Australia opened



2012

100 Year Anniversary
Launch of Green Initiative

PERFORMANCE TESTING CAPABILITIES

RivetKing® products are quality tested on state of the art inspection equipment. Our capabilities include Salt Spray Testing, Shear Testing, Tensile Testing, Pushout Testing, Mandrel Retention Testing and Lock Strength Testing. Data is gathered across production lots and retained on file for 3 years. Graphic representations of performance are available and provided upon request. Product/Lot/Competitor comparisons are performed regularly.

FORCE TESTING

When needed, we can measure a rivets performance with our MTM, a machine used to detect force. The resulting curve plots load force needed to set or break a rivet. This fingerprint allows us to more exactly determine the holding power of the riveted assembly and/or further evaluate its performance. We can detect small differences in performance and its results go directly to R & D to further improve the performance of our product, and yours.

SALT FOG TESTING

On a regular basis we check all spec finishes with our advanced salt spray testing equipment. Nationally rated and quality certified, we provide test results to measure the effectiveness of our finishes, before and after riveting as necessary. Temperatures are controlled and monitored 24 hours a day, 365 days a year via our windows based control software. Reports are generated regularly for internal use and for customers.



TENSILE TESTING



BREAKLOAD TESTING



SHEAR TESTING




LOCKFORCE TESTING



MANDREL RETENTION TESTING



FORCE TESTING
IFI135 & ISO 14589



SALT SPRAY TESTING
ASTMB117-07A & ISO 9227

WE ARE HERE FOR YOU

Our trained personnel are here to serve our customers. If you have any questions, please call our quality control department or one of our applications engineers. Tap into our capabilities, we're here to serve you.

Industrial Rivet & Fastener Co.
200 Paris Avenue
Northvale, New Jersey 07647
U.S.A.

Tel: (201) 750-1040
Fax: (201) 750-1050
www.rivet.com



RIVETKING® BLIND RIVET HAND TOOLS

RIVETKING® MANUAL BLIND RIVET TOOLS



RK-65 3/16" MAX.
NOSEPIECES ONBOARD

RK-65 BLIND RIVETING TOOL

| PART NUMBER | DESCRIPTION |
|-------------|-------------------------|
| RK65 | BOX PACKAGING |
| RK65-A | KIT W/ ALUMINUM RIVETS |
| RK65-S | KIT W/ STEEL RIVETS |
| RK65-F | KIT W/ STAINLESS RIVETS |



RK-69 3/16" MAX CAPACITY



RK-93 1/4" MAX CAPACITY
STRUCTURAL RIVETS



C-6B 3/16" MAX CAPACITY
STRUCTURAL RIVETS

RIVETKING® 2 IN 1- BLIND RIVET & RIVET NUT TOOL

WHY BUY TWO TOOLS WHEN YOU ONLY NEED ONE?

This unique tool has the ability to set both blind rivets and rivetnuts. It even has the ability to set 1/4" structural blind rivets and rivetnuts up to 3/8". The changeover from blind rivets to rivet nuts is simple and takes less than 1 minute. It's patented fold away design makes it easy to carry and store. It contains a nose piece for blind rivets and mandrels for rivetnuts in every size and is conveniently stored in the blow molded carry case. Forged Steel arms insure durability while comfort soft touch rubberized grips guarantee comfort.



RK-21 BLIND RIVETS = 1/4" & STRUCTURAL RIVET
NUTS = 3/8" OR 10MM



KINGSET RIVETING SYSTEM SYSTEMS

Rivets are provided on a continuous feed system. Rivets are factory installed in Polyester film which is fed through the nose of the riveter. Once the rivet is applied the next rivet is fed to the nose. Spent mandrels are drawing into a mandrel catcher located at the rear of the tool. Most standard blind break stem blind rivet can be installed into the Polyester film strips.

AVAILABLE MODELS

| | |
|------------|--------------|
| RK4500-KS5 | 1/8" & 5/32" |
| RK4500-KS6 | 3/16" |



RIVETKING® RIVETS THAT CAN BE INSTALLED INTO POLYESTER FILM STRIPS:

Standard Rivets:

- Open End
- Closed End
- MultiGrip™
- Trifix
- PLR™ Rivet

Semi-Structural Rivets:

- RKQ™
- Rivinox®
- Rivex®
- Rivibulb®
- SuperTriFix™

Structural Rivets:

- In-Lock®



RIVETKING® BLIND RIVET TOOLS • POWER

PNEUDRAULIC & ELECTRIC

RK-8000 SERIES RIVETKING® TOOLS

QUICK, LIGHT, ERGONOMIC AND SHOCK RESISTANT.

The RK-8000 Series is the best choice for demanding, high volume production-oriented environments. Triple Jaws, and Vacuum mandrel collection comes standard.

The RK-8000S is perfect for 1/8" diameter rivets, while the RK-8000M is best for 3/16" and 5/32". For extended grip or structural rivet applications, the RK-8000LS is suggested. The RK-8000LS is designed with an extra long stroke to insure that the rivet is applied and mandrel is withdrawn completely from the rivet in almost any grip range.



Power: 1,850 lbsF
Stroke: .787"
Weight: 2.42 lbs

RK-8000S

5/32" MAX.



Power: 2,450 lbsF
Stroke: .787"
Weight: 3.3 lbs


RK-8000M

3/16" MAX. & STRUCTURALS

RIVETKING® LONG STROKE - RK-8000LS

RK-8000LS = LONG STROKE PERFORMANCE!

Extra long stroke, lightweight, ergonomic and shock resistant with triple jaws and vacuum mandrel collection. The RivetKing® RK-8000LS is perfect in long stroke applications such as:



Power: 3,400 lbsF
Stroke: 1.02"
Weight: 3.74 lbs

THE RK-8000LS IS BEST FOR:

- Structural Rivets
- PLR™ Rivet
- Trifold Rivets
- Long Length Rivets
- Rivets used outside the intended grip range

RK-8000LS

1/4" MAX. & STRUCTURALS

RK-8000-BCS BUCKET COLLECTION SYSTEM

The bucket collection system comes integrated with a high power pneumatic vacuum which is attached via a small hose in place of the mandrel collection cup. It will withdraw spent mandrels up to 10 feet away from the RK-8000 riveter.



RK-400CR BATTERY POWERED CORDLESS RIVET GUN

NEW!

The RK-400CR cordless battery powered riveter is ideal for off-line and outdoor riveting applications where compressed air is not available.

RK-400CR Features:

- 14.4V Lithium battery, cordless electric riveter.
- Sets up to 3/16" rivets in all materials.
- Includes 3 nosepieces for 1/8", 5/32", and 3/16" rivets.
- Compact, lightweight design.
- "Quick Set" trigger mechanism for rapid rivet placement.
- Comes packaged with charger and battery pack in molded plastic carrying case for convenient field use.
- Ideal for off-line and outdoor riveting applications where compressed air is not available.
- Designed with built in mandrel collector.

RK SERIES RIVETKING® ECONOLINE™ TOOLS

BUILT WITH QUALITY AND ECONOMY IN MIND, THE RK SERIES RIVETERS HAVE ENOUGH FORCE TO PULL ANY RIVET. Perfect for DIY market and for situations where abuse or theft is of concern. The RK-6000VS is an ergonomic and lightweight model that has Vacuum Mandrel collection and is a break-away from the traditional design.



Power: 1,980 lbsF
Stroke: .625"
Weight: 3.3 lbs

RK-187
3/16" MAX.



Power: 4,200 lbsF
Stroke: .687"
Weight: 4.3 lbs

RK-250
1/4" MAX. & STRUCTURALS



Power: 2,248 lbsF
Stroke: .669"
Weight: 4.1 lbs

RK-6000VS
ERGONOMIC MODEL



Power: 1,980 lbsF
Stroke: .625"
Weight: 3.3 lbs

RK-INLINE
3/16" MAX.



Capacity: 3/32" (2.4 mm)
3/16" (4.8 mm)
Stroke Length: 0.79" (20 mm)
Traction Power: 1,870 lbs. (850 kg)
Weight with Li-ion: 4.6 lbs. (2.1 kg)
Battery pack:
Battery pack: 14.4V/Li-ion / 3.0 A.h
Charge time: Approximately 60 min.
Tool accepted: Ni-cad / Ni-MH / Li-ion

BEST

GOOD

TOOLS

RIVETKING® RIVETNUT TOOLS

RIVET TOOLS

RIVETKING® MANUAL BLIND RIVET TOOLS



RK-65 3/16" MAX.
NOSEPIECES ONBOARD

RK-65 BLIND RIVETING TOOL

| Part Number | Description |
|-------------|-------------------------|
| RK65 | BOX PACKAGING |
| RK65-A | KIT W/ ALUMINUM RIVETS |
| RK65-S | KIT W/ STEEL RIVETS |
| RK65-F | KIT W/ STAINLESS RIVETS |



RK-69 3/16" MAX CAPACITY



RK-93 1/4" MAX CAPACITY
STRUCTURAL RIVETS



C-6B 3/16" MAX CAPACITY
STRUCTURAL RIVETS

RIVETKING® 2 IN 1- BLIND RIVET & RIVET NUT TOOL

WHY BUY TWO TOOLS WHEN YOU ONLY NEED ONE?

This unique tool has the ability to set both blind rivets and rivetnuts. It even has the ability to set 1/4" structural blind rivets and rivetnuts up to 3/8". The changeover from blind rivets to rivet nuts is simple and takes less than 1 minute. It's patented fold away design makes it easy to carry and store. It contains a nose piece for blind rivets and mandrels for rivetnuts in every size and is conveniently stored in the blow molded carry case. Forged Steel arms insure durability while comfort soft touch rubberized grips guarantee comfort.



RK-21 Blind Rivets = 1/4" & Structural Rivet
NUTS = 3/8" OR 10MM

MANUAL RIVETNUT TOOLS



RK-100 1/4-20"
6MM MAX.




RK-100 RIVETNUT TOOLS

| Part Number | Description |
|-------------|-------------------------|
| RK100 | BOX PACKAGING |
| RK100-AK | KIT W/ ALUMINUM RIVETS |
| RK100-SK | KIT W/ STEEL RIVETS |
| RK100-3K | KIT W/ STAINLESS RIVETS |



RK-21 3/8"
10MM MAX.



CN12 1/4-20" MAX.



CN28B 3/8"
10MM MAX.

For Pneumatic Rivet Nut Tools, please see page 13

CELUS®
MADE IN THE USA
A RIVETKING® BRAND

RIVETKING® AUTOMATION

QUICKRIVETING SYSTEM®

Rivets are provided on magazines called pods with up to 80 rivets on a pod. Pods are easily loaded into a lightweight 3lb riveting handle for installation of up to 1 rivet per second. Rivets are installed by the withdraw of a re-usable mandrel and radially expanding the entire body of the rivet. Because the mandrel is completely withdrawn there is no mandrel waste on the assembly floor. Perfect for electronics applications.

ADDITIONAL ADDED VALUE FEATURES INCLUDE:

- Increased Output
- Reduced Labor
- Minimal Waste
- Improved Ergonomics
- Cost Savings
- Improved Joint Quality and Performance
- Fine Tuning and Flexibility
- Reliability and Consistency



QuickRivets®, ZipRiv®, ZipSho®, ZipScrew®




TOOLS



RK-753
STANDARD MODEL



RK-753-I
STANDALONE RIVETING TOOL



RK-753-P3
PANTOGRAPH RIVETING TOOL



For Kingset Automation see page 10

RIVETKING® KINGSET™

KINGSET™ – A REVOLUTIONARY RIVET DELIVERY SYSTEM

KINGSET™ IS A SOPHISTICATED HANDHELD RIVETING SYSTEM OFFERING USERS A TRULY UNPRECEDENTED LEVEL OF FUNCTIONALITY.

With auto-feed capabilities – KingSet™ can literally be used to set any type of 1/8", 5/32" and 3/16" breakstem blind rivet pre-loaded on tape. And since KingSet™ has been engineered and designed for different application ranges, it can easily adapt to a variety of manufacturing environments.

The incredible flexibility of our best-in-class rivet delivery system also provides a fast setting operation that includes rapid reload and cycle times. The result is an immediate increase in productivity and significant cost savings with the reduction of in-place installation. For even greater efficiency, an adjustable vacuum system minimizes air consumption based specifically on the size of the rivet being set.

KingSet™ is a fully portable, ergonomically balanced tool that can be suspended either horizontally or vertically. This is combined with a highly engineered, one-touch operation that allows users to set rivets automatically while leaving one hand free to hold work pieces in place. Plus, a built-in Mandrel Collection System (MCS) helps insure work place safety and cleanliness.

Perfect for mid-range to high volume applications, KingSet™ provides a strong, reliable joint while effectively streamlining the assembly of everything from appliances, to automotive products, to electronic chassis, to HVAC and other sheet metal fabrications.



PERSONALIZED SERVICE AND SUPPORT

With eight international locations, ten U.S. distribution centers and nearly fifty employees – RivetKing® is uniquely positioned to deliver a superior and innovative product set backed by exemplary service and unmatched quality. When you choose KingSet™, our Application Engineers will conduct an in-depth evaluation of your operations and make recommendations on how this automated, handheld tool can best work in your environment. In addition, experts are always available by phone or onsite to provide technical support for any product; even another manufacturer's current and past rivet delivery systems.

Simply put, KingSet™ gives you all the reliability you are used to, but with a far greater range of applications with the ability to use our self-feed riveting system with any manufacturer's rivets.



KingSet™ streamlines the assembly of sheet metal fabrications including appliances, automotive products, electronic chassis, outdoor signage, HVAC and more.




RIVETKING® FOR EVERYTHING YOU NEED

As a world-class manufacturer, distributor and importer – RivetKing® gives you access to the industry's deepest inventory of ready-made rivets. Our extensive knowledge of permanent fasteners and extensive manufacturing network also means we can make custom products in any head style, length, material and finish, including:

- Blind rivets
- Speed rivets
- Rivet nuts
- Solid rivets
- Semi-tubular rivets
- Split rivets
- Shoulder rivets
- Collar rivets
- Drive rivets
- LockBolts

All this is combined with a wide array of innovative rivet delivery systems, including our groundbreaking KingSet™ handheld tool.



RIVETKING® KINGSET™

BENEFITS AT A GLANCE

AUTO-FEED

- Pre-loaded rivets on tape

FAST OPERATION

- Reload time: 8-10 seconds
- Cycle time: 2 seconds

EASY-TO-USE

- One-touch cycle
- Built-in MCS
- Adjustable vacuum

PORTABLE

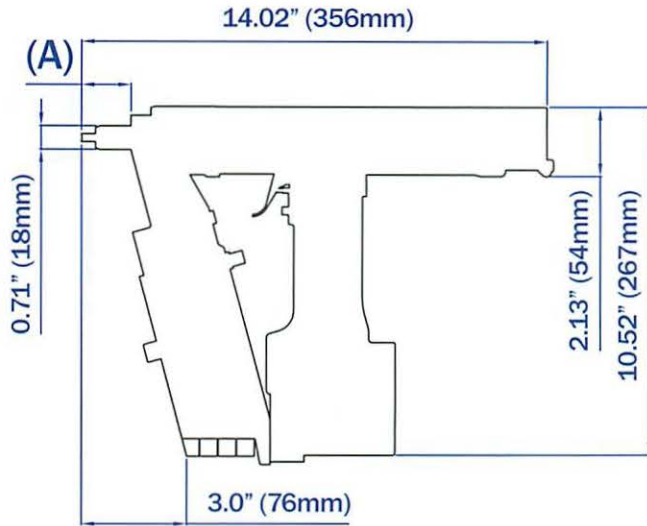
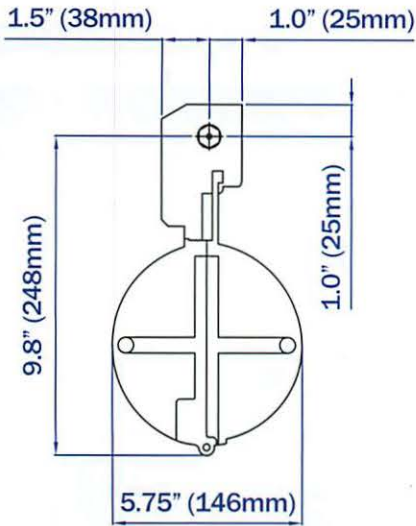
- One free hand
- Ergonomically weight balanced

RELIABLE

- Three jaw system
- Longer maintenance interval

STOOL

| MODEL | (A) LENGTH |
|------------|--------------|
| RK4500-KS5 | 1.33" (34mm) |
| RK4500-KS6 | 1.10" (28mm) |



| RIVETKING® | ABA ALUMINUM/ALUMINUM | | | ABS ALUMINUM/STEEL | | | SBS STEEL/STEEL | | | FBS STEEL/STAINLESS | | | ABA STAINLESS/STAINLESS | | |
|-----------------------|--------------------------|-------|-------|-----------------------|-------|-------|--------------------|-------|-------|------------------------|-------|-------|----------------------------|-------|-------|
| | 1/8" | 5/32" | 3/16" | 1/8" | 5/32" | 3/16" | 1/8" | 5/32" | 3/16" | 1/8" | 5/32" | 3/16" | 1/8" | 5/32" | 3/16" |
| OPEN END | Blue | Blue | Blue | Blue | Blue | Blue | Blue | Blue | Blue | Blue | Blue | Blue | Blue | Blue | Blue |
| CLOSED END | Blue | Blue | Blue | Blue | Blue | Blue | Blue | Blue | Blue | Blue | Blue | Blue | Blue | Blue | Blue |
| MULTIGRIP CT™ | Blue | Blue | Blue | Blue | Blue | Blue | Blue | Blue | Blue | Blue | Blue | Blue | Blue | Blue | Blue |
| MULTIGRIP RT™ | Blue | Blue | Blue | Blue | Blue | Blue | Blue | Blue | Blue | Blue | Blue | Blue | Blue | Blue | Blue |
| RK-Q® | Blue | Blue | Blue | Blue | Blue | Blue | Blue | Blue | Blue | Blue | Blue | Blue | Blue | Blue | Blue |
| RIVEX® | Blue | Blue | Blue | Blue | Blue | Blue | Blue | Blue | Blue | Blue | Blue | Blue | Blue | Blue | Blue |
| RIVIBULB® | Blue | Blue | Blue | Blue | Blue | Blue | Blue | Blue | Blue | Blue | Blue | Blue | Blue | Blue | Blue |
| RIVINOX® | Blue | Blue | Blue | Blue | Blue | Blue | Blue | Blue | Blue | Blue | Blue | Blue | Blue | Blue | Blue |
| GENTLESET™ | Blue | Blue | Blue | Blue | Blue | Blue | Blue | Blue | Blue | Blue | Blue | Blue | Blue | Blue | Blue |
| EASY ENTRY | Blue | Blue | Blue | Blue | Blue | Blue | Blue | Blue | Blue | Blue | Blue | Blue | Blue | Blue | Blue |
| GROOVED RIVETS | Blue | Blue | Blue | Blue | Blue | Blue | Blue | Blue | Blue | Blue | Blue | Blue | Blue | Blue | Blue |
| PLR RIVETS™ | Blue | Blue | Blue | Blue | Blue | Blue | Blue | Blue | Blue | Blue | Blue | Blue | Blue | Blue | Blue |
| TRIFIX® | Blue | Blue | Blue | Blue | Blue | Blue | Blue | Blue | Blue | Blue | Blue | Blue | Blue | Blue | Blue |
| INLOCK® STRUCTURAL | Blue | Blue | Blue | Blue | Blue | Blue | Blue | Blue | Blue | Blue | Blue | Blue | Blue | Blue | Blue |
| TIGERBOLT® STRUCTURAL | Blue | Blue | Blue | Blue | Blue | Blue | Blue | Blue | Blue | Blue | Blue | Blue | Blue | Blue | Blue |

APPROVED FOR USE WITH KINGSET™ (.600 MAXIMUM RIVET BODY LENGTH)
 APPLICATION TESTING REQUIRED, SUBJECT TO RIVETKING DESIGN
 NOT RECOMMENDED FOR USE WITH KINGSET™
 NOT APPLICABLE

RIVETKING® COLLAR BOLT TOOLS

RIVET KING TOOLS

COLLAR BOLT INSTALLATION TOOLS



RK-722 1/4" MAX



RK-745 3/8" MAX



RK-756 3/8" MAX

Collar Bolts & Tools for Collar Bolts larger than 3/8" Diameter are available on request.

COLLAR BOLT INSTALLATION KITS

RivetKing® now offers a complete installation kit for 1/4" thru 3/8" NAS Tension and NAS Shear COLLAR BOLTS and 1/4" thru 5/16" Huck and Cherry Blind Bolts.

The RK745/ RK745/KIT contains:

- Collar Bolts straight noses 1/4", 5/16" & 3/8".
- Blind Bolts straight noses 1/4" & 5/16"

All these items are stored in an easy access carrying case with manuals and data sheets.



RK-745/KIT 3/8" MAX

RivetKing® now offers a complete installation kit for 3/16" thru 3/8" MAGNA-GRIP and Maxlok Collar Bolts. The RK756/kit comes with a RK756 installation tool and a set of straight noses.



RK-756/KIT 3/8" MAX

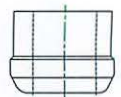
COLLAR BOLTS



COLLAR BOLT™ FIXED GRIP



COLLAR BOLT™ MULTI GRIP



COLLAR

RK-50-SP SERIES • RIVETKING® SPIN-PULL TOOLS

BUILT WITH QUALITY AND ECONOMY IN MIND... THE RK SERIES RIVETERS HAVE ENOUGH FORCE TO PULL ANY RIVET

ECONOMY, VALUE, FUNCTIONALITY

The first spin-pull available for a value. With all the bells and whistles, lightweight, and ergonomic. Mandrels are dog pointed and comes in a unique hard case kit.

The RK-50-SP Series has the capability to pull #8 to 1/2-13 with quick change nose pieces. Stroke adjustment is at the bottom of the tool for convenience. This tool has a 1 button trigger.

- THREADED INSERT SELECTION INCLUDED:**
 Sets: 8-32, 10-24, 10-32, 1/4-20, 5/16-18, 3/8-16
- THREADED INSERTS ALSO SOLD SEPARATELY:**
 Sets: 1/4-28, 5/16-24, 3/8-24, 1/2-13, 1/2-20, M5, M6, M8, M10



Power: 6,565 lbsF
 Stroke: .276"
 Weight: 5.5 lbs

RK-50-SP 1/2" MAX
 M12 MAX

RK-LCD SERIES • RIVETKING® INTELLIGENT TOOLS

THE RK-777N AND RK-787N

The first rivet nut tools that have on-board intelligence. This spin-pull riveter can detect and report differences in the air pressure and stroke and can alert the operator if an improper reading is recorded.

Additional information can be recorded and reset such as # of life cycles, # of maintenance cycles and # of shift/job cycles. With this information preventative maintenance can be accurately performed at regular intervals. The LCD is at the left side of the tool. The trigger is 2 button, 2 stage.



NEW! PATENTED!

RIVETKING® REVOLUTION™ LIGHTWEIGHT SPIN-SPIN RIVETNUT TOOLS

RIVETNUT TOOLS, ARE AMONG THE LIGHTEST, ERGONOMIC AND IN THE INDUSTRY.

We have all become accustomed to the heavy, steel and aluminum tools available on the market. NO MORE! Welcome to the world of the patented lightweight comfort design. The 2 stage rocker trigger design is unique and the clamshell housing allows for easy access and repair.

1 NOSE PIECE INCLUDED WITH TOOL. OTHERS SOLD SEPERATELY.

NEW! PATENTED!



- AVAILABLE THREAD SIZES FOR THE RK-1500-Q:**
- 6/32
 - 8/32
 - 10/32
 - M3
 - M4
 - M5

RK-1500-Q #10-32 MAX
 M5 MAX



- AVAILABLE THREAD SIZES FOR THE RK-500-Q:**
- 1/4-20
 - 1/4-28
 - 5/16-18
 - 5/16-24
 - M6
 - M8

RK-500-Q 1/4"-20 MAX
 M8 MAX



- AVAILABLE THREAD SIZES FOR THE RK-280:**
- 3/8-16
 - 1/2-13
 - 3/8-24
 - M10
 - M12

RK-280 1/2"-13
 M12 MAX

RIVETKING® RIVET IDENTIFICATION GUIDE

STANDARD BLIND RIVETS

OPEN END



PAGES 16-21

CLOSED END



PAGES 23-26

ALL PRODUCTS ARE AVAILABLE IN:



MULTIGRIP™ BLIND RIVETS

MULTIGRIP-RT™



PAGES 27-28

MULTIGRIP-CT™



PAGES 29-30

SEMI-STRUCTURAL BLIND RIVETS

RKQ®



PAGE 31

RIVEX®



PAGE 32

RIVINOX®



PAGE 33

RIVIBULB®



PAGE 33

CHECKMATE® 2PCS



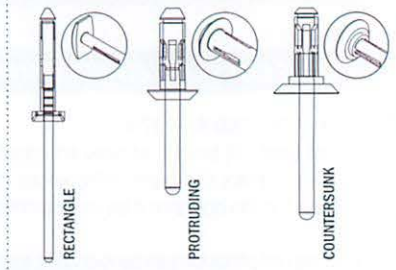
PAGE 34

TRI-FIX (TRI-FOLDING) & SUPERTRIFIX™



PAGES 35-36

PLASTIC TRIFIX® RIVETS



PAGE 53

SPECIAL BLIND RIVETS

GROOVED™



PAGE 36

PLR™ RIVET



PAGE 37

QUICKSNAP®



PAGE 38

LONG LENGTH RIVET



PAGE 39

DRIVE RIVETS



PAGES 50-52

TRADE NAME CROSS REFERENCE CHART

| RIVETKING® | AVDEL® | POP® | HUCK® | MARSON® | GESIPA® |
|--------------|-------------|------------|-------------|------------|-----------|
| MultiGripCT™ | Avex® | Peel | - | MultiGrip™ | PolyGrip® |
| MultiGripRT™ | - | - | - | - | - |
| TriFix™ | Bulbex® | LSH® | Tri-Bulb™ | - | TriFold |
| SuperTriFix™ | TLR® | - | Magna-Tite™ | - | BulbTite® |
| Checkmate® | Cherrymate™ | - | - | - | - |
| Tigerbolt® | MonoBolt® | - | - | - | - |
| In-Lock® | Interlock® | - | Magna-lok™ | Klik-Lock™ | MegaGrip® |
| StemLock™ | Hemlok® | UltraGrip® | Auto-Bulb™ | - | - |
| Rivex® | Stavex® | - | - | - | - |
| Rivinox® | Avinox® | - | - | - | - |
| Rivibulb® | AviBulb® | - | - | - | - |

STRUCTURAL BLIND RIVETS

TIGERBOLT®



PAGE 40

IN-LOCK®



PAGE 41

STEMLOCK®




PAGE 42

RIVBOLT™



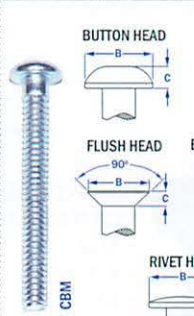
PAGE 43

COLLAR BOLT FIXED GRIP



PAGE 44

COLLAR BOLT MULTI GRIP



PAGE 46

COLLAR




PAGE 44

LSR LOAD® SPREADING, PEEL RIVET®, WELL-NUT®, ULTRAGRIP®, GROOVED RIVETS, JACK-NUT®, HR RIVET®, EASY ENTRY®, POPNUT®, SOFT SET®, CLOSED END, PROSET®, MULTIGRIP™, OPEN END, PRG SERIES, POPMATIC RIVET TOOLS® ARE REGISTERED TRADEMARKS OF POP® EMHART FASTENING TECHNOLOGIES, INDUSTRIAL DIVISION, A BLACK & DECKER COMPANY. GRIPRITE, OPEN END, CLOSED END, MULTI-GRIP®, TRI-FOLD®, KLICK-LOCK®, MAGNATITE®, CGL®, KLICKRIVET NUTS®, MAGNALOK®, CE50L®, KLICK-SERTS/POLYNUTS®, AUTO-BULK/MANABULB®, C120L®, 302E / 304E, STRONGHOLD™, MAGNAGRIP®, M SERIES, AUTOCLAMP®, BOM RIVET®, V SERIES, PEEL®, HUCKTAINER®, KLICK-FAST®, FLOORITTE, FI SERIES ARE REGISTERED TRADEMARKS OF HUCK® - MARSON®, ALCOA FASTENING SYSTEMS. AVEX®, AVIBULB®, AVINOX®, SUPERSERT®, BULBEX®, EARTHAB RIVET, GENESIS TOOLS®, KLAMPTITE®/TLR, BRIV®, AVDEL SPEED FASTENING®, MONOBOLT®, CHOBERT®, N RIVET, INTERLOCK®, RIVSCREW®, SR RIVET, HEMLOK®, GROVIT®, Q-RIVET®, STAVEX®, CHERRYMATE®, AVTRONIC®, AVEDELOK®, MAXLOK®, CAMTAINER®, VERSANUT® ARE REGISTERED TRADEMARKS OF AVDEL®, ACUMENT™ GLOBAL TECHNOLOGIES COMPANY, COPYRIGHT © 2007 ACUMENT™ INTELLECTUAL PROPERTIES LLC. OPEN END, CELUSPLIT®, CEL-NUT®, CLOSED END, TIGERBOLT®, LA COBRA, MULTIGRIP™ ARE REGISTERED TRADEMARKS OF CELUS® BRAND A RIVETKING® COMPANY. OPEN END, CAP RIVETS®, TAURUS, POLYGRIP, TRI-FOLD®, PH SERIES, GROOVED RIVETS, BULB-TITE®, GAV SYSTEMS®, PEEL, MEGAGRIP® ARE REGISTERED TRADEMARKS OF GESIPA® FASTENERS USA, INC. COPYRIGHT 2008®.

RIVETKING® PRODUCT OVERVIEW

BLIND RIVETS • COLLAR BOLTS • RIVET NUTS • TOOLS • QUICKRIVETS • DRIVE RIVETS



COLLAR BOLT™ FIXED GRIP COLLAR BOLT™ MULTI GRIP COLLAR

COLLAR BOLTS

| |
|-------------------------------------|
| LIGHT DUTY |
| MEDIUM DUTY |
| HEAVY DUTY (STRUCTURAL) |
| FIXED HOLE SIZE |
| VARIABLE / OVERSIZE HOLE |
| FIXED GRIP RANGE |
| VARIABLE GRIP RANGE |
| EXTRA WIDE GRIP RANGE |
| WEATHER RESISTANT / WATERTIGHT |
| FASTENING TO METAL |
| FOR THIN, SOFT OR BRITTLE MATERIALS |
| FASTENING TO WOOD |
| INTERNALLY LOCKED MANDREL (HIDDEN) |
| EXTERNALLY LOCKED MANDREL (VISIBLE) |
| NON-MECHANICAL LOCKED MANDREL |
| ASTHETIC BACKSIDE PORTUSION |
| REMOVABLE |
| INCREASED ASSEMBLY SPEED |

| RIVETKING® | POP® | AVDEL® | HUCK® | GESIPA® | MARSON® | CELUS® | | | | | | | | | | | | | |
|------------------------|------|----------|------------|---------|---------|--------|---|---|---|---|---|---|---|---|---|---|---|---|---|
| COLLAR BOLT™ 6 | | AVDELOK® | C6L® | | | | ◆ | ◆ | ◆ | ◆ | ◆ | ◆ | ◆ | ◆ | ◆ | ◆ | ◆ | ◆ | ◆ |
| COLLAR BOLT™ 50 | | AVDELOK® | C50L® | | | | ◆ | ◆ | ◆ | ◆ | ◆ | ◆ | ◆ | ◆ | ◆ | ◆ | ◆ | ◆ | ◆ |
| COLLAR BOLT™ 120 | | AVDELOK® | C120L® | | | | ◆ | ◆ | ◆ | ◆ | ◆ | ◆ | ◆ | ◆ | ◆ | ◆ | ◆ | ◆ | ◆ |
| COLLAR BOLT™ MULTIGRIP | | MAXLOK® | MAGNAGRIP® | | | | ◆ | ◆ | ◆ | ◆ | ◆ | ◆ | ◆ | ◆ | ◆ | ◆ | ◆ | ◆ | ◆ |



RIVET NUTS

| |
|-------------------------------------|
| LIGHT DUTY |
| MEDIUM / HEAVY DUTY |
| FIXED HOLE SIZE |
| VARIABLE / OVERSIZE HOLE |
| FIXED GRIP RANGE |
| VARIABLE GRIP RANGE |
| EXTRA WIDE GRIP RANGE |
| WEATHER RESISTANT / WATERTIGHT |
| OFFERED IN CLOSED END |
| PLASTISOL CAN BE APPLIED |
| FASTENING TO METAL |
| FOR THIN, SOFT OR BRITTLE MATERIALS |
| FASTENING TO WOOD |
| VIBRATION RESISTANT |
| REMOVABLE |

| RIVETKING® | POP® | AVDEL® | HUCK® | GESIPA® | MARSON® | CELUS® | | | | | | | | | | | | | |
|-------------|-----------|------------|-------|---------|------------------------|----------|---|---|---|---|---|---|---|---|---|---|---|---|---|
| RUBBER NUT™ | WELL-NUT® | | | | | | ◆ | ◆ | ◆ | ◆ | ◆ | ◆ | ◆ | ◆ | ◆ | ◆ | ◆ | ◆ | ◆ |
| JK-NUT™ | JACK-NUT® | | | | | | ◆ | ◆ | ◆ | ◆ | ◆ | ◆ | ◆ | ◆ | ◆ | ◆ | ◆ | ◆ | ◆ |
| RIVINUTS™ | POP NUT® | | | | KLIKRIVET NUTS® | CEL-NUT® | ◆ | ◆ | ◆ | ◆ | ◆ | ◆ | ◆ | ◆ | ◆ | ◆ | ◆ | ◆ | ◆ |
| VARINUT™ | | VERSANUT® | | | | | ◆ | ◆ | ◆ | ◆ | ◆ | ◆ | ◆ | ◆ | ◆ | ◆ | ◆ | ◆ | ◆ |
| SWAGENUT™ | | SUPERSERT® | | | KLIK-SERTS / POLYNUTS® | | ◆ | ◆ | ◆ | ◆ | ◆ | ◆ | ◆ | ◆ | ◆ | ◆ | ◆ | ◆ | ◆ |



TOOLS

| |
|--------------------------------|
| FOR CONTINUOUS PRODUCTION USE |
| FOR MAINTENANCE AND REPAIR |
| DISPOSABLE |
| HEAVY DUTY |
| TOOL BALANCER HOOKUP |
| LIGHT DUTY |
| BLOW MOLDED CARRY CASE |
| 3 JAW DESIGN |
| ERGONOMIC |
| SHOCK RESISTANT |
| LIGHTWEIGHT |
| BODY BOOT & NOSE PIECE STORAGE |
| HIGH SPEED RIVETING SYSTEMS |

| RIVETKING® | POP® | AVDEL® | HUCK® | GESIPA® | MARSON® | CELUS® | | | | | | | | | | | | | |
|--------------------------|-----------------------|------------------------|-----------|--------------|-------------|----------|---|---|---|---|---|---|---|---|---|---|---|---|---|
| RIVETKING® 8000 SERIES | PROSET® | GENESIS TOOLS® | FI SERIES | TAURUS | 302E / 304E | | ◆ | ◆ | ◆ | ◆ | ◆ | ◆ | ◆ | ◆ | ◆ | ◆ | ◆ | ◆ | ◆ |
| ZIPP® ZI™ SERIES | PRG SERIES | | | PH SERIES | M SERIES | | ◆ | ◆ | ◆ | ◆ | ◆ | ◆ | ◆ | ◆ | ◆ | ◆ | ◆ | ◆ | ◆ |
| RIVETKING® RK™ SERIES | | | | | V SERIES | LA COBRA | ◆ | ◆ | ◆ | ◆ | ◆ | ◆ | ◆ | ◆ | ◆ | ◆ | ◆ | ◆ | ◆ |
| RIVETKING® QUICKRIVETING | | | | | | | ◆ | ◆ | ◆ | ◆ | ◆ | ◆ | ◆ | ◆ | ◆ | ◆ | ◆ | ◆ | ◆ |
| AUTOFAST® | POPMATIC RIVET TOOLS® | AVDEL SPEED FASTENING® | | GAV SYSTEMS® | | | ◆ | ◆ | ◆ | ◆ | ◆ | ◆ | ◆ | ◆ | ◆ | ◆ | ◆ | ◆ | ◆ |

◆ STANDARD FEATURE ◆ APPLICATION / PRODUCT DEPENDENT



ZIPRIV® ZIPSHO® ZIPSREW®

QUICKRIVETS



LARGE DIAMETER ALUMINUM DRIVE RIVETS TRAILER LINER RIVETS TAMPER-RESISTANT, TAMPER-EVIDENT RIVETS

DRIVE RIVETS


LSR LOAD® SPREADING, PEEL RIVET®, WELL-NUT®, ULTRAGRIP®, GROOVED RIVETS, JACK-NUT®, HR RIVET®, EASY ENTRY®, POPNUT®, SOFT SET®, CLOSED END, PROSET®, MULTIGRIP™, OPEN END, PRG SERIES, POPMATIC RIVET TOOLS® ARE REGISTERED TRADEMARKS OF POP® EMHART FASTENING TECHNOLOGIES, INDUSTRIAL DIVISION, A BLACK & DECKER COMPANY. GRIPRITE, OPEN END, CLOSED END, MULTI-GRIP®, TRI-BULB®, KLIK-LOCK®, MAGNATITE®, C6L®, KLIKRIVET NUTS®, MAGNALOK®, C50L®, KLIK-SERTS / POLYNUTS®, AUTO-BULK / MANABULB®, C120L®, 302E / 304E, STRONGHOLD™, MAGNAGRIP®, M SERIES, AUTOCLAMP®, BOM RIVET®, V SERIES, PEEL®, HUCKTAINER®, KLIK-FAST®, FLOORTITE, FI SERIES ARE REGISTERED TRADEMARKS OF HUCK® - MARSON®, ALCOA FASTENING SYSTEMS. AVE®®, AVIBULB® / AVINOX®, SUPERSERT®, BULBEX®, EARTHTAB RIVET, GENESIS TOOLS®, KLAMPITTE® / TLR, BRIV®, AVDEL SPEED FASTENING®, MONOBOLT®, CHOBERT®, N RIVET, INTERLOCK®, RIVSCREW®, SR RIVET, HEMLOK®, GROVIT®, Q-RIVET®, STAVEX®, CHERRYMATE®, AVTRONIC®, AVEDELOK®, MAXLOK®, CAMTAINER®, VERSANUT® ARE REGISTERED TRADEMARKS OF AVDEL®, ACUMENT™ GLOBAL TECHNOLOGIES COMPANY, COPYRIGHT © 2007 ACUMENT™ INTELLECTUAL PROPERTIES LLC. OPEN END, CELUSPLIT®, CEL-NUT®, CLOSED END, TIGERBOLT®, LA COBRA, MULTIGRIP™ ARE REGISTERED TRADEMARKS OF CELUS® BRAND A RIVETKING® COMPANY. OPEN END, CAP RIVETS®, TAURUS, POLYGRIP, TRI-FOLD®, PH SERIES, GROOVED RIVETS, BULB-TITE®, GAV SYSTEMS®, PEEL, MEGAGRIP® ARE REGISTERED TRADEMARKS OF GESIPA® FASTENERS USA, INC. COPYRIGHT 2008®.



STANDARD BLIND RIVETS
STRUCTURAL BLIND RIVETS
SPECIALTY BLIND RIVETS
STRUCTURAL LOCKBOLTS
DRIVE RIVETS

RIVETKING®

STANDARD BLIND RIVETS • SPECIALTY BLIND RIVETS • STRUCTURAL BLIND RIVETS
LOCK BOLTS & COLLARS • DRIVE RIVETS



RIVETKING® YOUR GUIDE TO SELECTING RIVETKING® BLIND RIVETS

STANDARD BLIND RIVETS

| STRENGTH | RIVET MATERIAL | HOLE SIZE | WORK THICKNESS | RIVET TYPE | HEAD STYLE |
|---|---|---|---|--|---|
| Determine the shear and tensile strengths required for your application and then select the best rivet to meet that requirement. Rivet style, material, diameter and fastener spacing all contribute to the ability of a rivet to hold the material properly. | Select a rivet which is made of a similar or compatible metal to the material you are joining. Other factors to consider are the environment in which the finished product will be placed, levels of moisture, high temperatures or corrosive atmosphere. | Our rivets are available in five diameters: <ul style="list-style-type: none"> • 3/32" • 1/8" • 5/32" • 3/16" • 1/4" It is extremely important that the hole size be correct to assure that our rivets perform properly. | Measure the total thickness of the material to be fastened in order to determine the required grip of the rivet. Be sure to select a sufficient grip range to allow the secondary head of the rivet to properly form. | RivetKing® Blind Rivets are available in several styles categorized as: <ul style="list-style-type: none"> • OPEN END • CLOSED END • MULTIGRIP™ • REAR FLANGE • LARGE FLANGE • LOAD SPREADING • LONG GRIP • RADIAL EXPANSION • STRUCTURAL (LOCKING) • HAMMER DRIVE Each type of rivet has its own benefits such as watertight, tri-folding or locking features. For more details on the rivet that is right for your application, consult the Product Overview or the specific product page in this catalog. | Three different head styles are available. Dome head is the standard. Large Flange for increased bearing surface and Countersunk for near flush installation in a countersunk hole. |

DOMED HEAD

Industrial Rivet's part numbers are made up of six elements which, when correctly designated, completely describe the desired rivet. For large flange rivets, however, a 7th element (the suffix letter F) are required.

| | | | | | | |
|---|---|---|---|---|----|----|
| S | B | S | 4 | 2 | LF | IR |
|---|---|---|---|---|----|----|

RIVET BODY MATERIAL

S Steel
A Aluminum
F Stainless Steel
C Copper

MANDREL MATERIAL

S Steel
A Aluminum
F Stainless Steel
B Brass

GRIP RANGE*

(in 16ths)

SPECIAL FEATURE

LF Large flange
BK Black
WT White
BR Brown
CR Custom Color
ROHS ROHS Compliant

RIVET TYPE

IR Standard
CE Closed End
MG MultiGrip™ Crimp Type
MGRT MultiGrip™ Ring Type
ABL TriFix (TriFolding)
RIVINOX Rivinox® (Rear Flange)
RVB RiviBulb (Rear Flange)
RVX Rivex (Hi Strength MultiGrip™)
STM StemLock (Rear Flange Structural)
TB TigerBolt (External Locking Structural)
STR InterLock (Internal Locking Structural)
RKQ Q Style Self Plugging
CM Checkmate®
GROOVED Grooved Rivet
PLR PLR™ Rivet

HEAD STYLE

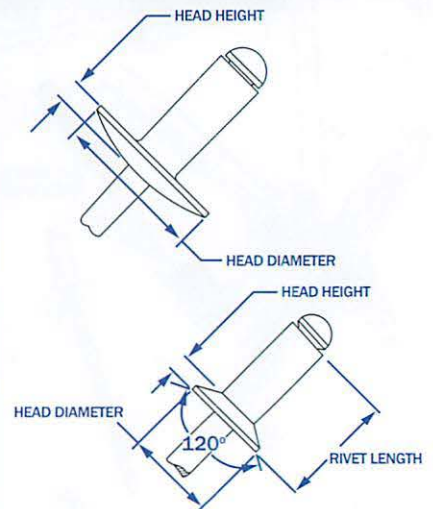
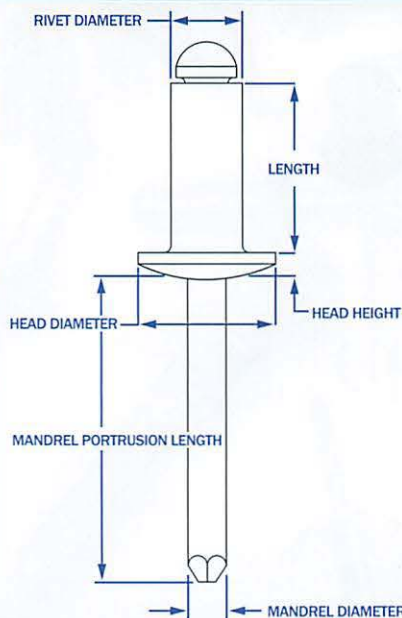
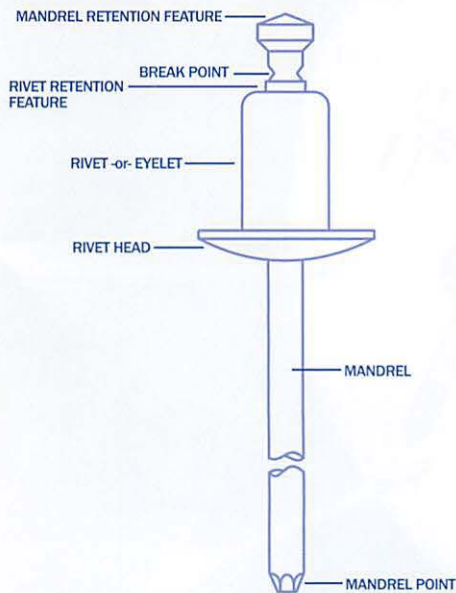
B Domed head
C Countersunk head

DIAMETER*

(in 32nds)
RIVET

* In some instances these are replaced with a "part code" instead a fractional designation.

BLIND RIVET ANATOMY

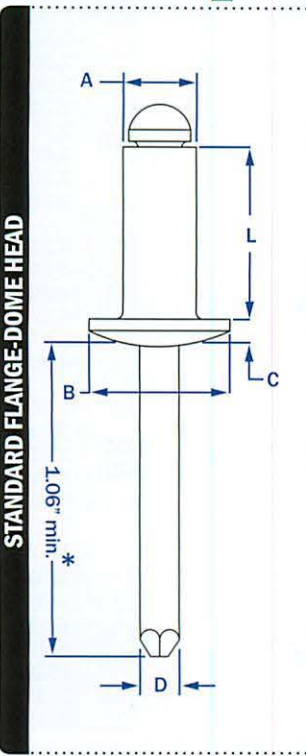


RIVETKING® ABA SERIES • ALL ALUMINUM RIVETS • OPEN END

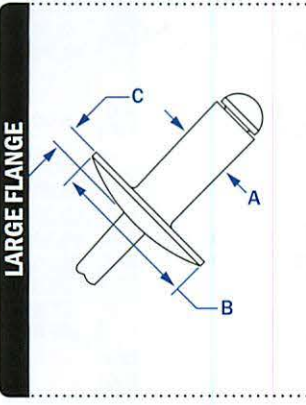
RIVET: 5052 ALUMINUM • MANDREL: ALUMINUM

STANDARD BLIND RIVETS

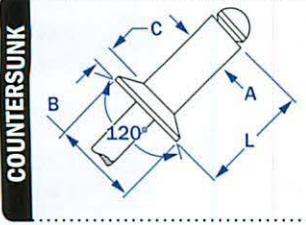
RIVETKING® ALUMINUM/ALUMINUM BLIND RIVETS BRIGHT POLISHED TO IMPROVE OXIDATION RESISTANCE AND OVERALL AESTHETICS OF THE RIVETED PRODUCT. Our rivets are tested to ensure consistent error free application from rivet to rivet. A special treatment applied to the rivet insures the mandrel will be encased by the rivet during application. The blunt diamond point prevents injury while improving application speed. All aluminum rivets are ranked #5 in shear and tensile strength for open end standards. PER IFI-114 GRADE 11.



| DIA. | PART NUMBER | GRIP RANGE | RIVET LENGTH | HEAD DIA. | HEAD HEIGHT | MANDREL DIA. | HOLE SIZE (DRILL #) | STRENGTH | | Wt. lbs/M | | | | | | |
|-----------|-------------|-------------|--------------|-----------|-------------|--------------|---------------------|----------|---------|-----------|------|------|-------------------|-----|-----|------|
| | | | | | | | | SHEAR | TENSILE | | | | | | | |
| 3/32" | ABA - 32 | .020 - .125 | .250 | .188 | .032 | .057 | .097 - .100 (#41) | 70 | 80 | .70 | | | | | | |
| | ABA - 34 | .126 - .250 | .375 | | | | | | | .70 | | | | | | |
| | ABA - 41 | .020 - .062 | .212 | | | | | | | 1.00 | | | | | | |
| | ABA - 42 | .063 - .125 | .275 | | | | | | | 1.10 | | | | | | |
| 1/8" | ABA - 43 | .126 - .187 | .337 | .250 | .040 | .076 | .129 - .133 (#30) | 120 | 150 | 1.20 | | | | | | |
| | ABA - 44 | .188 - .250 | .400 | | | | | | | 1.30 | | | | | | |
| | ABA - 45 | .251 - .312 | .462 | | | | | | | 1.30 | | | | | | |
| | ABA - 46 | .313 - .375 | .525 | | | | | | | 1.40 | | | | | | |
| | ABA - 48 | .376 - .500 | .650 | | | | | | | 1.50 | | | | | | |
| | ABA - 410 | .501 - .625 | .775 | | | | | | | 1.67 | | | | | | |
| | ABA - 412 | .626 - .750 | .900 | | | | | | | | | | | | | |
| | ABA - 52 | .020 - .125 | .300 | | | | | | | .312 | .050 | .095 | .160 - .164 (#20) | 190 | 230 | 1.88 |
| ABA - 53 | .126 - .187 | .362 | 2.00 | | | | | | | | | | | | | |
| ABA - 54 | .188 - .250 | .425 | 2.00 | | | | | | | | | | | | | |
| ABA - 56 | .251 - .375 | .550 | 2.50 | | | | | | | | | | | | | |
| ABA - 58 | .376 - .500 | .675 | 2.50 | | | | | | | | | | | | | |
| ABA - 62 | .020 - .125 | .325 | 2.80 | | | | | | | | | | | | | |
| ABA - 63 | .126 - .187 | .387 | 2.90 | | | | | | | | | | | | | |
| ABA - 64 | .188 - .250 | .450 | 3.00 | | | | | | | | | | | | | |
| 3/16" | ABA - 66 | .251 - .375 | .575 | .375 | .060 | .114 | .192 - .196 (#11) | 260 | 320 | 3.40 | | | | | | |
| | ABA - 68 | .376 - .500 | .700 | | | | | | | 3.75 | | | | | | |
| | ABA - 610 | .501 - .625 | .825 | | | | | | | 4.25 | | | | | | |
| | ABA - 612 | .626 - .750 | .950 | | | | | | | 4.50 | | | | | | |
| | ABA - 614 | .751 - .875 | 1.075 | | | | | | | 5.00 | | | | | | |
| | ABA - 616 | .876 - 1.00 | 1.200 | | | | | | | 5.33 | | | | | | |
| | ABA - 84 | .020 - .250 | .500 | | | | | | | .500 | .080 | .151 | .257 - .261 (F) | 460 | 560 | 6.50 |
| | ABA - 86 | .251 - .375 | .625 | | | | | | | | | | | | | 7.00 |
| ABA - 88 | .376 - .500 | .750 | 7.50 | | | | | | | | | | | | | |
| ABA - 810 | .501 - .625 | .875 | 8.50 | | | | | | | | | | | | | |
| ABA - 812 | .626 - .750 | 1.000 | 8.50 | | | | | | | | | | | | | |
| ABA - 814 | .751 - .875 | 1.125 | 10.00 | | | | | | | | | | | | | |
| ABA - 816 | .876 - 1.00 | 1.250 | 9.88 | | | | | | | | | | | | | |



| | | | | | | | | | | |
|-------|-------------|-------------|-------|------|------|------|-------------------|-----|-----|------|
| 1/8" | ABA - 42LF | .063 - .125 | .275 | .375 | .065 | .076 | .129 - .133 (#30) | 120 | 150 | 1.20 |
| | ABA - 43LF | .126 - .187 | .337 | | | | | | | 1.30 |
| | ABA - 44LF | .188 - .250 | .400 | | | | | | | 1.40 |
| | ABA - 46LF | .313 - .375 | .525 | | | | | | | 1.75 |
| 5/32" | ABA - 48LF | .376 - .500 | .650 | .468 | .075 | .095 | .160 - .164 (#20) | 190 | 230 | 1.89 |
| | ABA - 52LF | .020 - .125 | .300 | | | | | | | 2.75 |
| | ABA - 54LF | .188 - .250 | .425 | | | | | | | 2.94 |
| | ABA - 56LF | .251 - .375 | .550 | | | | | | | |
| 3/16" | ABA - 62LF | .020 - .125 | .325 | .625 | .092 | .114 | .192 - .196 (#11) | 260 | 320 | 4.67 |
| | ABA - 64LF | .188 - .250 | .450 | | | | | | | 5.00 |
| | ABA - 66LF | .251 - .375 | .575 | | | | | | | 5.00 |
| | ABA - 68LF | .376 - .500 | .700 | | | | | | | 5.00 |
| | ABA - 610LF | .501 - .625 | .825 | | | | | | | 6.00 |
| | ABA - 612LF | .626 - .750 | .950 | | | | | | | 6.00 |
| 1/4" | ABA - 614LF | .751 - .875 | 1.075 | .750 | 1.07 | .151 | .257 - .261 | 460 | 560 | 6.00 |
| | ABA - 616LF | .876 - 1.00 | 1.200 | | | | | | | 6.50 |



| | | | | | | | | | | |
|-------|----------|-------------|------|------|------|------|-------------------|-----|-----|------|
| 1/8" | ACA - 42 | .063 - .125 | .275 | .220 | .031 | .076 | .129 - .133 (#30) | 120 | 150 | 1.10 |
| | ACA - 43 | .126 - .187 | .337 | | | | | | | 1.20 |
| | ACA - 44 | .188 - .250 | .400 | | | | | | | 1.30 |
| 5/32" | ACA - 54 | .188 - .250 | .425 | .281 | .040 | .095 | .160 - .164 | 190 | 230 | 1.88 |
| 3/16" | ACA - 64 | .188 - .250 | .450 | .350 | .050 | .114 | .192 - .196 (#11) | 260 | 320 | 2.80 |
| | ACA - 66 | .251 - .375 | .575 | | | | | | | 2.80 |

* 1/4" Diameter rivets have a 1.250 mandrel length minimum.

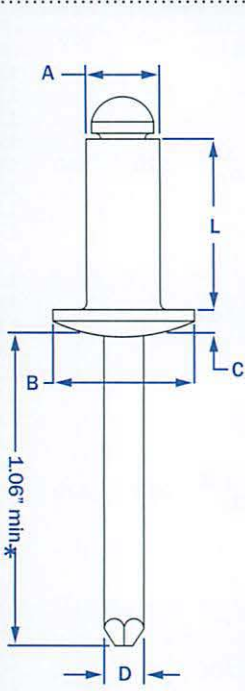
RIVETKING® ABS SERIES • ALUMINUM/STEEL RIVETS • OPEN END

RIVET: 5056 ALUMINUM • MANDREL: STEEL PHOSPHATED - RIVET: 5052 ALUMINUM • MANDREL: STEEL ZINC PLATED

ALUMINUM/STEEL RIVETS ARE OFFERED IN TWO CONFIGURATIONS. CELUS® BRAND, 5056 ALUMINUM WITH STEEL PHOSPHATED MANDREL AND RIVETKING® BRAND 5052 ALUMINUM WITH STEEL ZINC PLATED MANDREL. Phosphated mandrels reduce rivet gun jaw cleaning, while zinc plated mandrels provide for greater rust protection. The aluminum rivet body is bright polished to protect from oxidation. The ABS series is ranked #4 in shear and tensile strength in the standard open end rivet category.

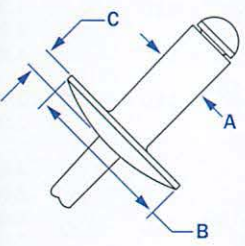


STANDARD FLANGE-DOME HEAD



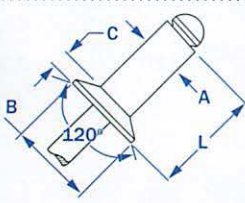
| DIA. | PART NUMBER | GRIP RANGE | RIVET LENGTH | HEAD DIA. | HEAD HEIGHT | MANDREL DIA. | HOLE SIZE (DRILL #) | STRENGTH | | Wt. lbs/M |
|----------|-------------|-------------|--------------|-----------|-------------|--------------|---------------------|-----------|-----------|-----------|
| | | | | | | | | SHEAR | TENSILE | |
| 3/32" | ABS - 32 | .020 - .125 | .250 | .188 | .032 | .057 | .097 - .100 (#41) | 90 | 120 | 1.30 |
| | ABS - 34 | .126 - .250 | .375 | | | | | [70] | [80] | 1.30 |
| 1/8" | ABS - 41 | .020 - .062 | .212 | .250 | .040 | .076 | .129 - .133 (#30) | 170 [120] | 220 [150] | 2.50 |
| | ABS - 42 | .063 - .125 | .275 | | | | | | | 2.50 |
| | ABS - 43 | .126 - .187 | .337 | | | | | | | 2.60 |
| | ABS - 44 | .188 - .250 | .400 | | | | | | | 2.70 |
| | ABS - 45 | .251 - .312 | .462 | | | | | | | 2.70 |
| | ABS - 46 | .313 - .375 | .525 | | | | | | | 2.80 |
| | ABS - 48 | .376 - .500 | .650 | | | | | | | 3.10 |
| | ABS - 410 | .501 - .625 | .775 | | | | | | | 3.10 |
| | ABS - 412 | .626 - .750 | .900 | | | | | | | |
| | ABS - 52 | .020 - .125 | .300 | | | | | | | .312 |
| ABS - 53 | .126 - .187 | .362 | 4.25 | | | | | | | |
| ABS - 54 | .188 - .250 | .425 | 4.38 | | | | | | | |
| ABS - 56 | .251 - .375 | .550 | 5.17 | | | | | | | |
| ABS - 58 | .376 - .500 | .675 | 5.17 | | | | | | | |
| ABS - 62 | .020 - .125 | .325 | 6.20 | | | | | | | |
| ABS - 63 | .126 - .187 | .387 | | | | | | | | |
| ABS - 64 | .188 - .250 | .450 | 7.00 | | | | | | | |
| ABS - 66 | .251 - .375 | .575 | 7.20 | | | | | | | |
| ABS - 68 | .376 - .500 | .700 | 7.75 | | | | | | | |
| 3/16" | ABS - 610 | .501 - .625 | .825 | .375 | .060 | .114 | .192 - .196 (#11) | 380 [260] | 500 [320] | 8.75 |
| | ABS - 612 | .626 - .750 | .950 | | | | | | | 9.00 |
| | ABS - 614 | .751 - .875 | 1.075 | | | | | | | |
| | ABS - 616 | .876 - 1.00 | 1.200 | | | | | | | 10.33 |
| | ABS - 84 | .020 - .250 | .500 | | | | | | | 13.50 |
| | ABS - 86 | .251 - .375 | .625 | | | | | | | 14.00 |
| 1/4" | ABS - 88 | .376 - .500 | .750 | .500 | .080 | .151 | .257 - .261 (F) | 700 [460] | 920 [560] | 15.00 |
| | ABS - 810 | .501 - .625 | .875 | | | | | | | 16.00 |
| | ABS - 812 | .626 - .750 | 1.000 | | | | | | | 16.00 |
| | ABS - 814 | .751 - .875 | 1.125 | | | | | | | 21.00 |
| | ABS - 816 | .876 - 1.00 | 1.250 | | | | | | | 21.00 |

LARGE FLANGE



| | | | | | | | | | | |
|-------|-------------|-------------|-------|------|------|------|-------------------|-----------|-----------|-------|
| 1/8" | ABS - 42LF | .063 - .125 | .275 | .375 | .065 | .076 | .129 - .133 (#30) | 170 [120] | 220 [150] | 2.60 |
| | ABS - 43LF | .126 - .187 | .337 | | | | | | | 2.70 |
| | ABS - 44LF | .188 - .250 | .400 | | | | | | | 2.70 |
| | ABS - 46LF | .313 - .375 | .525 | | | | | | | 3.25 |
| | ABS - 48LF | .376 - .500 | .650 | | | | | | | |
| 5/32" | ABS - 52LF | .020 - .125 | .300 | .468 | .075 | .095 | .160 - .164 (#20) | 260 [190] | 350 [230] | 5.00 |
| | ABS - 54LF | .188 - .250 | .425 | | | | | | | |
| | ABS - 56LF | .251 - .375 | .550 | | | | | | | |
| | ABS - 62LF | .020 - .125 | .325 | | | | | | | 8.00 |
| | ABS - 64LF | .188 - .250 | .450 | | | | | | | 9.00 |
| 3/16" | ABS - 66LF | .251 - .375 | .575 | .625 | .092 | .114 | .192 - .196 (#11) | 380 [260] | 500 [320] | 9.33 |
| | ABS - 68LF | .376 - .500 | .700 | | | | | | | 10.50 |
| | ABS - 610LF | .501 - .625 | .825 | | | | | | | 10.50 |
| | ABS - 612LF | .626 - .750 | .950 | | | | | | | 11.50 |
| | ABS - 614LF | .751 - .875 | 1.075 | | | | | | | 12.00 |
| | ABS - 616LF | .876 - 1.00 | 1.200 | | | | | | | |
| 1/4" | ABS - 88LF | .376 - .500 | .750 | .750 | 1.07 | .151 | .257 - .261 | 700 [460] | 920 [560] | |

COUNTERSUNK



| | | | | | | | | | | |
|-------|----------|-------------|------|------|------|------|-------------------|-----------|-----------|------|
| 1/8" | ACS - 42 | .063 - .125 | .275 | .220 | .031 | .076 | .129 - .133 (#30) | 170 [120] | 220 [150] | 2.60 |
| | ACS - 43 | .126 - .187 | .337 | | | | | | | 2.60 |
| | ACS - 44 | .188 - .250 | .400 | | | | | | | 2.70 |
| 5/32" | ACS - 54 | .188 - .250 | .425 | .281 | .040 | .095 | .160 - .164 | 260 [190] | 350 [230] | 4.13 |
| 3/16" | ACS - 64 | .188 - .250 | .450 | .350 | .050 | .114 | .192 - .196 (#11) | 380 [260] | 500 [320] | 6.40 |
| | ACS - 66 | .251 - .375 | .575 | | | | | | | 7.40 |

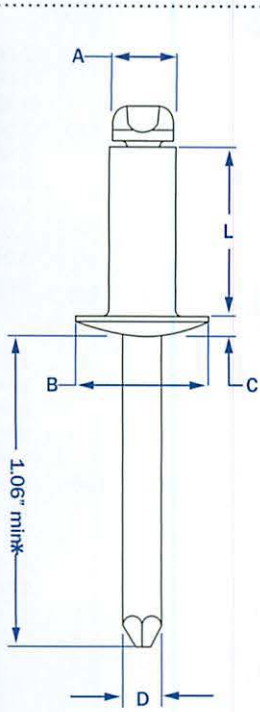
* 1/4" DIAMETER RIVETS HAVE A 1.250 MANDREL LENGTH MINIMUM.
 ** CELUS® 5056 ALUMINUM/STEEL PHOSPHATED ARE PER IFI 114 GRADE 19 AND DO NOT HAVE A SUFFIX
 *** RIVETKING® 5052 ALUMINUM/STEEL ZINC PLATED ARE PER IFI 114 GRADE 18 ARE IN BRACKETED ABOVE AND HAVE /IR AS THE SUFFIX

RIVETKING® SBS SERIES • ALL STEEL BLIND RIVETS • OPEN END

RIVET: STEEL TRIVALENT ZINC PLATED • MANDREL: STEEL TRIVALENT ZINC PLATED

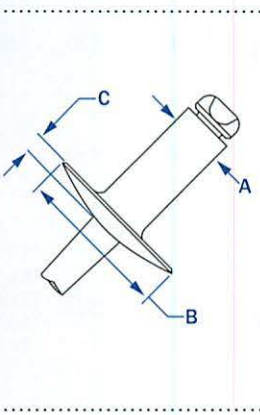
STANDARD BLIND RIVETS

RIVETKING®/CELUS® STEEL/STEEL BLIND RIVETS ARE EQUIPPED WITH PITCHED MANDREL DESIGN THAT IS ENVELOPED BY THE RIVET DURING APPLICATION TO PREVENT MANDREL FALLOUT. Offered in two configurations, RivetKing® Brand All Steel Zinc Plated or Celus® Brand, Steel with Phosphate mandrel. Phosphated mandrels reduce rivet gun jaw cleaning, while zinc plated mandrels provide for greater rust protection. The SBS series is ranked #3 in both shear and tensile strength in the open end blind rivet category. Per IFI -114 Grade 30



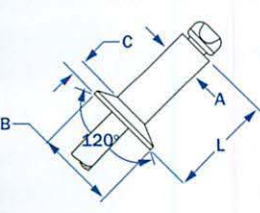
| DIA. | PART NUMBER | GRIP RANGE | RIVET LENGTH | HEAD DIA. | HEAD HEIGHT | MANDREL DIA. | HOLE SIZE (DRILL #) | STRENGTH | | Wt. lbs/M |
|-------|-------------|-------------|--------------|-----------|-------------|--------------|---------------------|----------|---------|-----------|
| | | | | | | | | SHEAR | TENSILE | |
| 3/32" | SBS - 32 | .020 - .125 | .250 | .188 | .032 | .057 | .097 - .100 (#41) | 130 | 170 | 1.50 |
| | SBS - 34 | .126 - .250 | .375 | | | | | | | 1.70 |
| | SBS - 41 | .020 - .062 | .212 | | | | | | | 2.80 |
| | SBS - 42 | .063 - .125 | .275 | | | | | | | 2.90 |
| | SBS - 43 | .126 - .187 | .337 | | | | | | | 3.10 |
| 1/8" | SBS - 44 | .188 - .250 | .400 | .250 | .040 | .076 | .129 - .133 (#30) | 260 | 310 | 3.30 |
| | SBS - 45 | .251 - .312 | .462 | | | | | | | 3.60 |
| | SBS - 46 | .313 - .375 | .525 | | | | | | | 3.70 |
| | SBS - 48 | .376 - .500 | .650 | | | | | | | 3.70 |
| | SBS - 410 | .501 - .625 | .775 | | | | | | | 4.78 |
| | SBS - 412 | .626 - .750 | .900 | | | | | | | |
| | SBS - 52 | .020 - .125 | .300 | | | | | | | |
| 5/32" | SBS - 53 | .126 - .187 | .362 | .312 | .050 | .095 | .160 - .164 (#20) | 370 | 470 | 5.13 |
| | SBS - 54 | .188 - .250 | .425 | | | | | | | 5.25 |
| | SBS - 56 | .251 - .375 | .550 | | | | | | | 5.50 |
| | SBS - 58 | .376 - .500 | .675 | | | | | | | 6.67 |
| | SBS - 62 | .020 - .125 | .325 | | | | | | | 6.83 |
| | SBS - 63 | .126 - .187 | .387 | | | | | | | 7.80 |
| 3/16" | SBS - 64 | .188 - .250 | .450 | .375 | .060 | .114 | .192 - .196 (#11) | 540 | 680 | 8.20 |
| | SBS - 66 | .251 - .375 | .575 | | | | | | | 8.60 |
| | SBS - 68 | .376 - .500 | .700 | | | | | | | 9.40 |
| | SBS - 610 | .501 - .625 | .825 | | | | | | | 10.75 |
| | SBS - 612 | .626 - .750 | .950 | | | | | | | 11.75 |
| | SBS - 614 | .751 - .875 | 1.075 | | | | | | | 14.33 |
| | SBS - 616 | .876 - 1.00 | 1.200 | | | | | | | 14.67 |
| | SBS - 84 | .020 - .250 | .500 | | | | | | | 16.50 |
| 1/4" | SBS - 86 | .251 - .375 | .625 | .500 | .080 | .151 | .257 - .261 (F) | 1000 | 1240 | 17.50 |
| | SBS - 88 | .376 - .500 | .750 | | | | | | | 19.00 |
| | SBS - 810 | .501 - .625 | .875 | | | | | | | 23.00 |
| | SBS - 812 | .626 - .750 | 1.000 | | | | | | | 24.50 |
| | SBS - 814 | .751 - .875 | 1.125 | | | | | | | 27.00 |
| | SBS - 816 | .876 - 1.00 | 1.250 | | | | | | | 28.00 |

STANDARD FLANGE-DOME HEAD



| | | | | | | | | | | |
|-------|-------------|-------------|-------|------|------|------|-------------------|------|------|-------|
| 1/8" | SBS - 42LF | .063 - .125 | .275 | .375 | .065 | .076 | .129 - .133 (#30) | 260 | 310 | 3.30 |
| | SBS - 43LF | .126 - .187 | .337 | | | | | | | 3.50 |
| | SBS - 44LF | .188 - .250 | .400 | | | | | | | 3.60 |
| | SBS - 46LF | .313 - .375 | .525 | | | | | | | 4.63 |
| | SBS - 48LF | .376 - .500 | .650 | | | | | | | 4.63 |
| 5/32" | SBS - 52LF | .020 - .125 | .300 | .468 | .075 | .095 | .160 - .164 (#20) | 370 | 470 | 7.50 |
| | SBS - 54LF | .188 - .250 | .425 | | | | | | | 8.33 |
| | SBS - 56LF | .251 - .375 | .550 | | | | | | | |
| 3/16" | SBS - 62LF | .020 - .125 | .325 | .625 | .092 | .114 | .192 - .196 (#11) | 540 | 680 | 12.67 |
| | SBS - 64LF | .188 - .250 | .450 | | | | | | | 13.33 |
| | SBS - 66LF | .251 - .375 | .575 | | | | | | | 14.67 |
| | SBS - 68LF | .376 - .500 | .700 | | | | | | | 16.00 |
| | SBS - 610LF | .501 - .625 | .825 | | | | | | | 16.00 |
| | SBS - 612LF | .626 - .750 | .950 | | | | | | | 17.00 |
| | SBS - 614LF | .751 - .875 | 1.075 | | | | | | | 18.00 |
| 1/4" | SBS - 88LF | .376 - .500 | .750 | .750 | 1.07 | .151 | .257 - .261 | 1000 | 1240 | |

LARGE FLANGE



| | | | | | | | | | | |
|-------|----------|-------------|------|------|------|------|-------------------|-----|-----|------|
| 1/8" | SCS - 42 | .063 - .125 | .275 | .220 | .031 | .076 | .129 - .133 (#30) | 260 | 310 | 3.00 |
| | SCS - 43 | .126 - .187 | .337 | | | | | | | 3.10 |
| | SCS - 44 | .188 - .250 | .400 | | | | | | | 3.30 |
| 5/32" | SCS - 54 | .188 - .250 | .425 | .281 | .040 | .095 | .160 - .164 | 370 | 470 | 5.25 |
| 3/16" | SCS - 64 | .188 - .250 | .450 | .350 | .050 | .114 | .192 - .196 (#11) | 540 | 680 | 8.20 |
| | SCS - 66 | .251 - .375 | .575 | | | | | | | 9.60 |

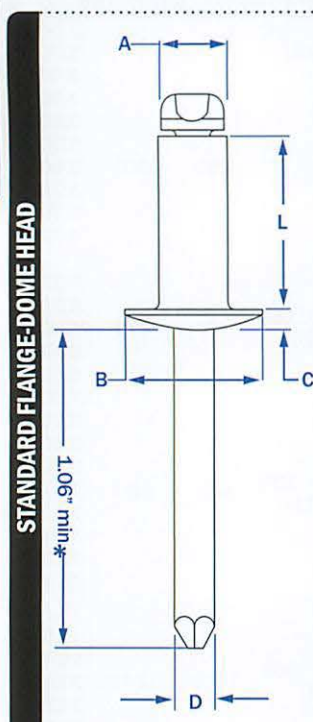
COUNTERSUNK

* 1/4" DIAMETER RIVETS HAVE A 1.250 MANDREL LENGTH MINIMUM.
 ** CELUS® STEEL ZINC PLATED RIVET / PHOSPHATED MANDREL DO NOT HAVE A SUFFIX (SPECIAL ORDER)
 *** RIVETKING® STEEL ZINC PLATED RIVET / ZINC PLATED MANDREL HAVE /IR AS A SUFFIX (STOCK)

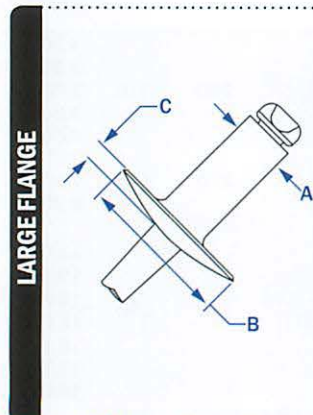
RIVETKING® FBS SERIES · STAINLESS/STEEL RIVETS · OPEN END

RIVET: 18-8 SERIES STAINLESS STEEL • MANDREL: STEEL TRIVALENT ZINC PLATED

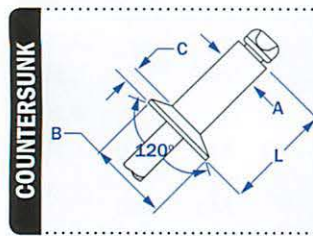
RIVETKING® STAINLESS STEEL RIVET WITH STEEL ZINC PLATED MANDREL (FBS) SERIES IS THE ECONOMICAL ALTERNATIVE TO FBF SERIES. FBS Series offers similar shear and tensile strength and will hold its strength over time in corrosive environments. Because a steel mandrel has the potential to leave a rust trail, for aesthetic applications FBF series is recommended. IFI 114 Grade 50.



| DIA. | PART NUMBER | GRIP RANGE | RIVET LENGTH | HEAD DIA. | HEAD HEIGHT | MANDREL DIA. | HOLE SIZE (DRILL #) | STRENGTH | | Wt. lbs/M |
|-----------|-------------|-------------|--------------|-----------|-------------|--------------|---------------------|----------|---------|-----------|
| | | | | | | | | SHEAR | TENSILE | |
| 3/32" | FBS - 32 | .020 - .125 | .250 | .188 | .032 | .057 | .097 - .100 (#41) | 230 | 280 | |
| | FBS - 34 | .126 - .250 | .375 | | | | | | | |
| 1/8" | FBS - 41 | .020 - .062 | .212 | .250 | .040 | .076 | .129 - .133 (#30) | 420 | 530 | 2.60 |
| | FBS - 42 | .063 - .125 | .275 | | | | | | | 3.00 |
| | FBS - 43 | .126 - .187 | .337 | | | | | | | 3.10 |
| | FBS - 44 | .188 - .250 | .400 | | | | | | | 3.20 |
| | FBS - 45 | .251 - .312 | .462 | | | | | | | 3.60 |
| | FBS - 46 | .313 - .375 | .525 | | | | | | | 3.50 |
| 5/32" | FBS - 52 | .020 - .125 | .300 | .312 | .050 | .095 | .160 - .164 (#20) | 650 | 820 | 5.00 |
| | FBS - 53 | .126 - .187 | .362 | | | | | | | 5.25 |
| | FBS - 54 | .188 - .250 | .425 | | | | | | | 5.80 |
| | FBS - 56 | .251 - .375 | .550 | | | | | | | |
| | FBS - 58 | .376 - .500 | .675 | | | | | | | |
| | FBS - 510 | .501 - .625 | .800 | | | | | | | |
| 3/16" | FBS - 62 | .063 - .125 | .325 | .375 | .060 | .114 | .192 - .196 (#11) | 950 | 1200 | 7.40 |
| | FBS - 63 | .126 - .187 | .387 | | | | | | | 8.40 |
| | FBS - 64 | .188 - .250 | .450 | | | | | | | 8.80 |
| | FBS - 66 | .251 - .375 | .575 | | | | | | | 9.75 |
| | FBS - 68 | .376 - .500 | .700 | | | | | | | 11.00 |
| | FBS - 610 | .501 - .625 | .825 | | | | | | | 11.75 |
| | FBS - 612 | .626 - .750 | .950 | | | | | | | |
| | FBS - 614 | .751 - .875 | 1.075 | | | | | | | |
| 1/4" | FBS - 84 | .063 - .250 | .500 | .500 | .080 | .151 | .257 - .261 (F) | 1700 | 2100 | |
| | FBS - 86 | .251 - .375 | .625 | | | | | | | |
| | FBS - 88 | .376 - .500 | .750 | | | | | | | |
| | FBS - 810 | .501 - .625 | .875 | | | | | | | |
| FBS - 812 | .626 - .750 | 1.000 | | | | | | | | |



| | | | | | | | | | | |
|-------------|--------------|-------------|------|------|------|------|-------------------|-----|------|-------|
| 1/8" | FBS - 42LF | .020 - .125 | .275 | .375 | .065 | .076 | .129 - .133 (#30) | 420 | 530 | 3.30 |
| | FBS - 43LF | .126 - .187 | .337 | | | | | | | 3.50 |
| | FBS - 44LF | .188 - .250 | .375 | | | | | | | 3.60 |
| | FBS - 45LF | .251 - .312 | .462 | | | | | | | |
| 5/32" | FBS - 46LF | .313 - .375 | .525 | .468 | .075 | .095 | .160 - .164 (#20) | 650 | 820 | |
| | FBS - 52LF | .020 - .125 | .300 | | | | | | | |
| | FBS - 53LF | .126 - .187 | .362 | | | | | | | |
| | FBS - 54LF | .188 - .250 | .425 | | | | | | | |
| | FBS - 56LF | .251 - .375 | .550 | | | | | | | |
| | FBS - 58LF | .376 - .500 | .675 | | | | | | | |
| 3/16" | FBS - 62LF | .063 - .187 | .375 | .625 | .092 | .114 | .192 - .196 (#11) | 950 | 1200 | 10.67 |
| | FBS - 64LF | .188 - .250 | .450 | | | | | | | 11.33 |
| | FBS - 66LF | .251 - .375 | .575 | | | | | | | 11.67 |
| | FBS - 68LF | .376 - .500 | .700 | | | | | | | 13.00 |
| | FBS - 610LF | .501 - .625 | .825 | | | | | | | 14.50 |
| | FBS - 612LF | .626 - .750 | .950 | | | | | | | |
| FBS - 614LF | .751 - .875 | 1.075 | | | | | | | | |
| FBS - 616LF | .876 - 1.000 | 1.200 | | | | | | | | |



| | | | | | | | | | | |
|-------|----------|-------------|------|------|------|------|-------------------|-----|------|------|
| 1/8" | FCS - 42 | .063 - .125 | .275 | .220 | .031 | .076 | .129 - .133 (#30) | 420 | 530 | 3.00 |
| | FCS - 43 | .126 - .187 | .337 | | | | | | | 3.10 |
| | FCS - 44 | .188 - .250 | .400 | | | | | | | 3.30 |
| 5/32" | FCS - 54 | .188 - .250 | .425 | .281 | .040 | .095 | .160 - .164 | 650 | 820 | 5.36 |
| 3/16" | FCS - 64 | .188 - .250 | .450 | .350 | .050 | .114 | .192 - .196 (#11) | 950 | 1200 | 7.60 |
| | FCS - 66 | .251 - .375 | .575 | | | | | | | 9.79 |

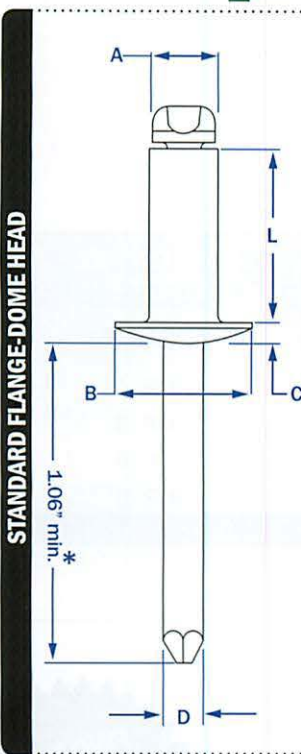
* 1/4" Diameter rivets have a 1.250 mandrel length minimum.

RIVETKING® FBF SERIES • ALL STAINLESS RIVETS • OPEN END

RIVET: 18-8 STAINLESS STEEL • MANDREL: 18-8 STAINLESS STEEL

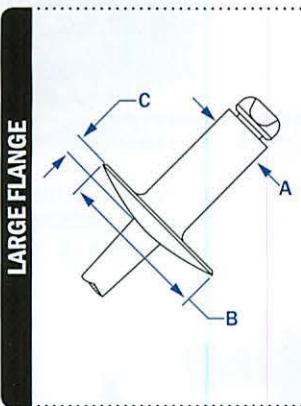
STANDARD BLIND RIVETS

RIVETKING® ALL STAINLESS STEEL BLIND RIVETS ARE A SURE WAY TO AVOID RUST AND OXIDATION. Produced from the finest grade stainless steel materials and clean polished, the FBF series will look great and last a lifetime in the finished assembly. The mandrels are blunt diamond pointed to insure increased assembly speed and improving safety. The unique mandrel head shape assists in retaining the mandrel within the rivet. All Stainless Blind rivets rank #1 in shear and tensile strength when compared to others in its class. PER IFI-114 GRADE 51.



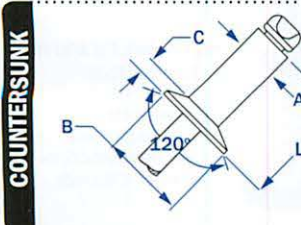
STANDARD FLANGE-DOME HEAD

| DIA. | PART NUMBER | GRIP RANGE | RIVET LENGTH | HEAD DIA. | HEAD HEIGHT | MANDREL DIA. | HOLE SIZE (DRILL #) | STRENGTH | | Wt. lbs/M |
|-------|-------------|-------------|--------------|-----------|-------------|--------------|---------------------|----------|---------|-----------|
| | | | | | | | | SHEAR | TENSILE | |
| 3/32" | FBF - 32 | .020 - .125 | .250 | .188 | .032 | .057 | .097 - .100 (#41) | 230 | 280 | 1.53 |
| | FBF - 34 | .126 - .250 | .375 | | | | | | | 1.73 |
| | FBF - 41 | .020 - .062 | .212 | | | | | | | 2.60 |
| | FBF - 42 | .063 - .125 | .275 | | | | | | | 2.90 |
| | FBF - 43 | .126 - .187 | .337 | | | | | | | 3.00 |
| 1/8" | FBF - 44 | .188 - .250 | .400 | .250 | .040 | .076 | .129 - .133 (#30) | 420 | 530 | 3.10 |
| | FBF - 45 | .251 - .312 | .462 | | | | | | | 3.60 |
| | FBF - 46 | .313 - .375 | .525 | | | | | | | 3.30 |
| | FBF - 48 | .376 - .500 | .650 | | | | | | | 3.50 |
| | FBF - 410 | .501 - .625 | .775 | | | | | | | 4.88 |
| | FBF - 412 | .626 - .750 | .900 | | | | | | | |
| | FBF - 52 | .020 - .125 | .300 | | | | | | | |
| 5/32" | FBF - 53 | .126 - .187 | .362 | .312 | .050 | .095 | .160 - .164 (#20) | 650 | 820 | 5.00 |
| | FBF - 54 | .188 - .250 | .425 | | | | | | | 5.13 |
| | FBF - 56 | .251 - .375 | .550 | | | | | | | 5.25 |
| | FBF - 58 | .376 - .500 | .675 | | | | | | | 5.83 |
| | FBF - 62 | .020 - .125 | .325 | | | | | | | 6.50 |
| | FBF - 63 | .126 - .187 | .387 | | | | | | | 7.40 |
| 3/16" | FBF - 64 | .188 - .250 | .450 | .375 | .060 | .114 | .192 - .196 (#11) | 950 | 1200 | 8.36 |
| | FBF - 66 | .251 - .375 | .575 | | | | | | | 8.40 |
| | FBF - 68 | .376 - .500 | .700 | | | | | | | 8.80 |
| | FBF - 610 | .501 - .625 | .825 | | | | | | | 9.75 |
| | FBF - 612 | .626 - .750 | .950 | | | | | | | 11.00 |
| | FBF - 614 | .751 - .875 | 1.075 | | | | | | | 11.75 |
| | FBF - 616 | .876 - 1.00 | 1.200 | | | | | | | 14.62 |
| | FBF - 84 | .020 - .250 | .500 | | | | | | | 22.00 |
| | FBF - 86 | .251 - .375 | .625 | | | | | | | 15.00 |
| | FBF - 88 | .376 - .500 | .750 | | | | | | | 17.00 |
| 1/4" | FBF - 810 | .501 - .625 | .875 | .500 | .080 | .151 | .257 - .261 (F) | 1700 | 2100 | 18.00 |
| | FBF - 812 | .626 - .750 | 1.000 | | | | | | | 20.00 |
| | FBF - 814 | .751 - .875 | 1.125 | | | | | | | 20.50 |
| | FBF - 816 | .876 - 1.00 | 1.250 | | | | | | | 27.54 |
| | | | | | | | | | | 28.56 |
| | | | | | | | | | | |



LARGE FLANGE

| | | | | | | | | | | |
|-------------|-------------|-------------|-------|------|------|------|-----------------|------|------|-------|
| 1/8" | FBF - 42LF | .063 - .125 | .275 | .375 | .065 | .076 | .129-.133 (#30) | 420 | 530 | 3.30 |
| | FBF - 43LF | .126 - .187 | .337 | | | | | | | 3.50 |
| | FBF - 44LF | .188 - .250 | .400 | | | | | | | 3.60 |
| | FBF - 46LF | .313 - .375 | .525 | | | | | | | 4.72 |
| | FBF - 48LF | .376 - .500 | .650 | | | | | | | 4.72 |
| 5/32" | FBF - 52LF | .020 - .125 | .300 | .468 | .075 | .095 | .160-.164 (#20) | 650 | 820 | |
| | FBF - 54LF | .188 - .250 | .425 | | | | | | | |
| | FBF - 56LF | .251 - .375 | .550 | | | | | | | |
| 3/16" | FBF - 62LF | .020 - .125 | .325 | .625 | .092 | .114 | .192-.196 (#11) | 950 | 1200 | |
| | FBF - 64LF | .188 - .250 | .450 | | | | | | | 10.67 |
| | FBF - 66LF | .251 - .375 | .575 | | | | | | | 11.33 |
| | FBF - 68LF | .376 - .500 | .700 | | | | | | | 11.67 |
| | FBF - 610LF | .501 - .625 | .825 | | | | | | | 13.00 |
| | FBF - 612LF | .626 - .750 | .950 | | | | | | | 14.50 |
| | FBF - 614LF | .751 - .875 | 1.075 | | | | | | | 17.34 |
| FBF - 616LF | .876 - 1.00 | 1.200 | 18.36 | | | | | | | |
| 1/4" | FBF - 88LF | .376 - .500 | .750 | .750 | 1.07 | .151 | .257 - .261 | 1700 | 2100 | |

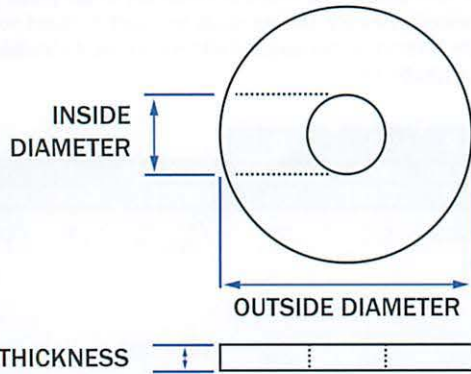


COUNTERSUNK

| | | | | | | | | | | |
|-------|----------|-------------|------|------|------|------|-------------------|-----|------|------|
| 1/8" | FCF - 42 | .063 - .125 | .275 | .220 | .031 | .076 | .129 - .133 (#30) | 420 | 530 | 3.00 |
| | FCF - 43 | .126 - .187 | .337 | | | | | | | 3.10 |
| | FCF - 44 | .188 - .250 | .400 | | | | | | | 3.30 |
| 5/32" | FCF - 54 | .188 - .250 | .425 | .281 | .040 | .095 | .160 - .164 | 650 | 820 | 5.36 |
| 3/16" | FCF - 64 | .188 - .250 | .450 | .350 | .050 | .114 | .192 - .196 (#11) | 950 | 1200 | 7.60 |
| | FCF - 66 | .251 - .375 | .575 | | | | | | | 9.79 |

* 1/4" Diameter rivets have a 1.250 mandrel length minimum.

RIVETKING® BACK UP WASHERS



Use Back Up Washers when the hole size or the grip range is out of suggested specification. Also serves as an excellent bearing surface in thin sheet metal or plastics.

OR DON'T USE BACK UP WASHERS AT ALL USE: TRIFIX™, RIVINOX®, OR RIVIBULB®

| DIMENSIONS | | | ALUMINUM | STEEL ZINC PLATED | STAINLESS STEEL 18-8 SERIES |
|------------|--------------|-----------|-------------|-------------------|-----------------------------|
| RIVET DIA. | OUTSIDE DIA. | THICKNESS | PART NUMBER | PART NUMBER | PART NUMBER |
| 1/8" | .375 | .062 | ABUP - 4 | SBUP - 4 | FBUP - 4 |
| 5/32" | .437 | .062 | ABUP - 5 | SBUP - 5 | FBUP - 5 |
| 3/16" | .500 | .062 | ABUP - 6 | SBUP - 6 | FBUP - 6 |
| 1/4" | .562 | .062 | ABUP - 8 | SBUP - 8 | FBUP - 8 |

RIVETKING® BLIND RIVET TOOLS

FIND THIS!
Plus More on Page 7

RK-8000 SERIES RIVETKING® TOOLS

QUICK, LIGHT, ERGONOMIC AND SHOCK RESISTANT.

The RK-8000 Series is the best choice for demanding, high volume production-oriented environments. Triple Jaws, and Vacuum mandrel collection comes standard.

The RK-8000S is perfect for 1/8" diameter rivets, while the RK-8000M is best for 3/16" and 5/32". For extended grip or structural rivet applications, the RK-8000LS is suggested. The RK-8000LS is designed with an extra long stroke to insure that the rivet is applied and mandrel is withdrawn completely from the rivet in almost any grip range.



Power: 1,850 lbsF
Stroke: .787"
Weight: 2.42 lbs

RK-8000S

5/32" MAX.



Power: 2,450 lbsF
Stroke: .787"
Weight: 3.3 lbs

RK-8000M

3/16" MAX. & STRUCTURALS

RIVETKING® LONG STROKE - RK-8000LS

RK-8000LS = LONG STROKE PERFORMANCE!

Extra long stroke, lightweight, ergonomic and shock resistant with triple jaws and vacuum mandrel collection. The RivetKing® RK-8000LS is perfect in long stroke applications such as:



Power: 3,400 lbsF
Stroke: 1.02"
Weight: 3.74 lbs

THE RK-8000LS IS BEST FOR:

- Structural Rivets
- PLR™ Rivet
- Trifold Rivets
- Long Length Rivets
- Rivets used outside the intended grip range

RK-8000LS

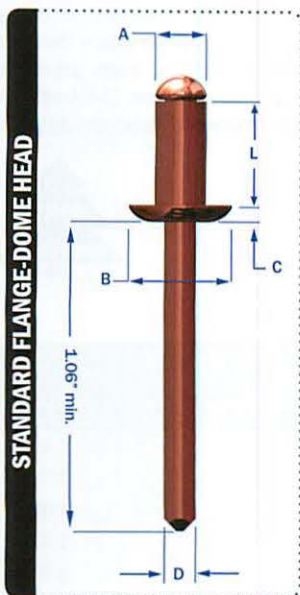
1/4" MAX. & STRUCTURALS

RIVETKING® COPPER BLIND RIVET

CBS SERIES • RIVET: COPPER • MANDREL: STEEL/COPPER PLATED

STANDARD BLIND RIVETS

RIVETKING® OFFERS COPPER RIVET BODIES WITH STEEL/ COPPER PLATED MANDREL. The steel mandrel configuration is best for gutter or roofing applications or in electronic or decorative applications where cost is of concern. CBS series rivets meet or exceed IFI 114 specifications.



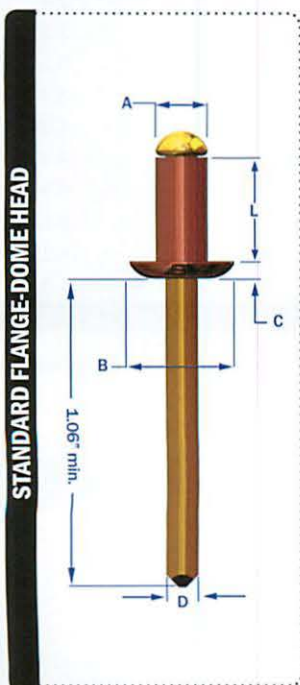
| DIA. | PART NUMBER | GRIP RANGE | HOLE SIZE (DRILL #) | L B C | | | D | STRENGTH | | WEIGHT PER M |
|------|-------------|-------------|---------------------|--------------|-----------|-------------|------|--------------|-------|--------------|
| | | | | RIVET LENGTH | HEAD DIA. | HEAD HEIGHT | | MANDREL DIA. | SHEAR | |
| 1/8" | CBS - 42 | .020 - .125 | .129 - .133 (#30) | .275 | .250 | .040 | .076 | | | 3.1 |
| | CBS - 43 | .126 - .187 | | .337 | | | | | | 3.4 |
| | CBS - 44 | .188 - .250 | | .400 | | | | | | 3.4 |



RIVETKING® COPPER/ BRASS BLIND RIVET

CBB SERIES • RIVET: COPPER • MANDREL: BRASS

RIVETKING® OFFERS COPPER RIVET BODIES WITH A SOLID BRASS MANDREL. The solid brass mandrel configuration is used in electronics applications where superior conductivity is required or in decorative applications where superior corrosion protection is required. CBB series rivets meet or exceed IFI 114 specifications.

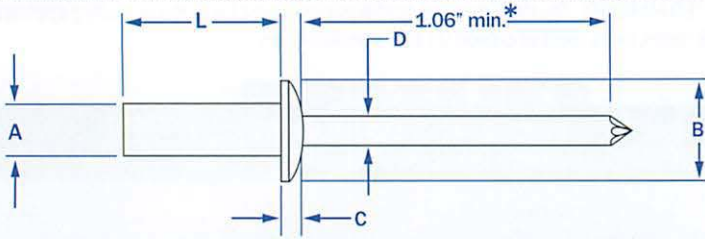


| DIA. | PART NUMBER | GRIP RANGE | HOLE SIZE (DRILL #) | L B C | | | D | STRENGTH | | WEIGHT PER M |
|------|-------------|-------------|---------------------|--------------|-----------|-------------|------|--------------|-------|--------------|
| | | | | RIVET LENGTH | HEAD DIA. | HEAD HEIGHT | | MANDREL DIA. | SHEAR | |
| 1/8" | CBB - 42 | .020 - .125 | .129 - .133 (#30) | .275 | .250 | .040 | .076 | | | 3.1 |
| | CBB - 43 | .126 - .187 | | .337 | | | | | | 3.4 |
| | CBB - 44 | .188 - .250 | | .400 | | | | | | 3.4 |



RIVETKING® ABA-CE SERIES • ALL ALUMINUM RIVETS • CLOSED END

ALL ALUMINUM-DOME HEAD • CLOSED END BLIND RIVET




RIVET: DOME HEAD, POLISHED, 1100 ALUMINUM
 MANDREL: POLISHED, ALUMINUM
 IFI-126 Grade 9

Closed End Rivets are used when a weather proof/leak proof seal is needed. Its completely closed end design prevents liquids, moisture, air and other contaminants from entering the riveted hole and/or the rivet itself. The RivetKing® Closed End rivet design guarantees the mandrel head is fully retained within the rivet. RivetKing® Aluminum/Aluminum Closed End rivets are bright polished for aesthetics and to prevent oxidation. The Aluminum Rivet / Aluminum Mandrel configuration is corrosion resistant.



| PART NUMBER | RIVET SIZE | GRIP RANGE | | LENGTH | HEAD DIA | HEAD HEIGHT | MANDREL DIA | HOLE SIZE | SHEAR | TENSILE | WEIGHT /M |
|----------------|--------------|-------------|-------|--------|----------|-------------------|-------------------|-----------|-------|---------|-----------|
| | | MIN - MAX | MAX | NOM. | NOM. | NOM. | MIN - MAX | LBS.F | LBS.F | LBS/M | |
| ABA - 41 - CE | 1/8" | .020 - .062 | .297 | .250 | .040 | .076 | 129 - .133 (#30) | 100 | 110 | 1.2 | |
| ABA - 42 - CE | | .063 - .125 | .360 | | | | | | | | |
| ABA - 43 - CE | | .126 - .187 | .422 | | | | | | | | |
| ABA - 44 - CE | | .188 - .250 | .485 | | | | | | | | |
| ABA - 45 - CE | | .251 - .312 | .547 | | | | | | | | |
| ABA - 46 - CE | | .313 - .375 | .610 | | | | | | | | |
| ABA - 48 - CE | | .376 - .500 | .735 | | | | | | | | |
| ABA - 410 - CE | | .501 - .625 | | | | | | | | | |
| ABA - 412 - CE | .626 - .750 | | .312 | .050 | .095 | .160 - .164 (#20) | 130 | 160 | 2.0 | | |
| ABA - 52 - CE | .020 - .125 | .375 | | | | | | | | | |
| ABA - 53 - CE | .126 - .187 | .437 | | | | | | | | | |
| ABA - 54 - CE | .188 - .250 | .500 | | | | | | | | | |
| ABA - 55 - CE | .251 - .312 | .562 | | | | | | | | | |
| ABA - 56 - CE | .313 - .375 | .625 | | | | | | | | | |
| ABA - 58 - CE | .376 - .500 | .750 | | | | | | | | | |
| ABA - 510 - CE | .501 - .625 | | | | | | | | | | |
| ABA - 62 - CE | 3/16" | .020 - .125 | .406 | .375 | .060 | .114 | .192 - .196 (#11) | 210 | 250 | 2.8 | |
| ABA - 63 - CE | | .126 - .187 | .468 | | | | | | | | |
| ABA - 64 - CE | | .188 - .250 | .531 | | | | | | | | |
| ABA - 66 - CE | | .251 - .375 | .656 | | | | | | | | |
| ABA - 68 - CE | | .376 - .500 | .781 | | | | | | | | |
| ABA - 610 - CE | | .501 - .625 | .906 | | | | | | | | |
| ABA - 612 - CE | | .626 - .750 | 1.026 | | | | | | | | |
| ABA - 614 - CE | | .751 - .875 | | | | | | | | | |
| ABA - 616 - CE | .876 - 1.000 | | | | | | | | | | |

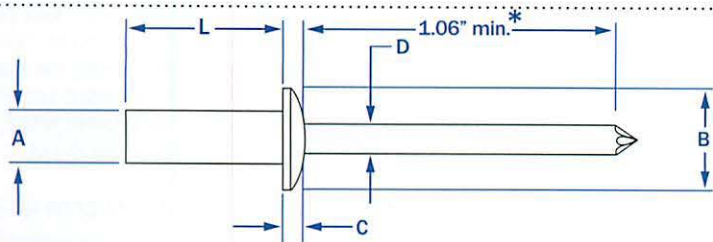
3/32" and 1/4" Diameter Rivets can be quoted on request.



RIVETKING® ABS-CE SERIES • ALUMINUM/ STEEL • CLOSED END

ALUMINUM/STEEL-DOME HEAD • CLOSED END BLIND RIVETS

STANDARD BLIND RIVETS



RIVET: DOME HEAD, POLISHED, 5056 ALUMINUM
MANDREL: PHOSPHATED, STEEL
 Per IFI-126 Grade 19

Closed End Rivets are used when a weather proof / leak proof seal is needed. Its completely closed end design prevents liquids, moisture, air and other contaminants from entering the riveted hole and/or the rivet itself. The RivetKing® Closed End rivet design guarantees the mandrel head is fully retained within the rivet. Aluminum/Steel Closed End rivets have an aluminum bright polished rivet to resist oxidation and a steel phosphate coated mandrel for improved clamp force during riveting. While the ABS-CE series is an aluminum rivet, be aware that the mandrel is steel and even though withdrawn after riveting, the potential for rust streaks is present. For superior corrosion protection use ABA-CE or FBF-CE.



| PART NUMBER | RIVET SIZE | GRIP RANGE | | LENGTH | HEAD DIA | HEAD HEIGHT | MANDREL DIA | HOLE SIZE | SHEAR | TENSILE | WEIGHT |
|----------------|--------------|--------------|-------|--------|----------|-------------|-------------------|-----------|-------|---------|--------|
| | | MIN - MAX | MAX | NOM. | NOM. | NOM. | MIN - MAX | LBS.F | LBS.F | APPROX. | |
| ABS - 41 - CE | 1/8" | .020 - .063 | .297 | .250 | .040 | .076 | .129 - .133 (#30) | 240 | 280 | 2.1 | |
| ABS - 42 - CE | | .063 - .125 | .360 | | | | | | | 2.2 | |
| ABS - 43 - CE | | .126 - .187 | .422 | | | | | | | 2.2 | |
| ABS - 44 - CE | | .188 - .250 | .485 | | | | | | | 2.5 | |
| ABS - 45 - CE | | .251 - .312 | .547 | | | | | | | 2.6 | |
| ABS - 46 - CE | | .313 - .375 | .610 | | | | | | | 2.6 | |
| ABS - 48 - CE | | .376 - .500 | .735 | | | | | | | 2.7 | |
| ABS - 410 - CE | | .501 - .625 | | | | | | | | 2.8 | |
| ABS - 412 - CE | .626 - .750 | | 2.9 | | | | | | | | |
| ABS - 52 - CE | 5/32" | .020 - .125 | .375 | .312 | .050 | .095 | .160 - .164 (#20) | 350 | 480 | 3.8 | |
| ABS - 53 - CE | | .126 - .187 | .437 | | | | | | | 3.9 | |
| ABS - 54 - CE | | .188 - .250 | .500 | | | | | | | 3.9 | |
| ABS - 55 - CE | | .251 - .312 | .562 | | | | | | | 4.0 | |
| ABS - 56 - CE | | .313 - .375 | .625 | | | | | | | 4.0 | |
| ABS - 58 - CE | | .376 - .500 | .750 | | | | | | | 4.1 | |
| ABS - 510 - CE | .501 - .625 | | 4.3 | | | | | | | | |
| ABS - 62 - CE | 3/16" | .020 - .125 | .406 | .375 | .060 | .114 | .192 - .196 (#11) | 500 | 690 | 5.4 | |
| ABS - 63 - CE | | .126 - .187 | .468 | | | | | | | 5.8 | |
| ABS - 64 - CE | | .188 - .250 | .531 | | | | | | | 6.2 | |
| ABS - 66 - CE | | .251 - .375 | .656 | | | | | | | 6.4 | |
| ABS - 68 - CE | | .376 - .500 | .781 | | | | | | | 7.0 | |
| ABS - 610 - CE | | .501 - .625 | .906 | | | | | | | 7.3 | |
| ABS - 612 - CE | .626 - .750 | 1.026 | 7.5 | | | | | | | | |
| ABS - 614 - CE | .751 - .875 | | 8.0 | | | | | | | | |
| ABS - 616 - CE | .876 - 1.000 | | 8.5 | | | | | | | | |
| ABS - 82 - CE | 1/4" | .020 - .125 | .445 | .500 | .080 | .151 | .257 - .261 (F) | 900 | 1100 | 11.3 | |
| ABS - 84 - CE | | .125 - .250 | .570 | | | | | | | 11.5 | |
| ABS - 86 - CE | | .251 - .375 | .695 | | | | | | | 11.5 | |
| ABS - 88 - CE | | .376 - .500 | .820 | | | | | | | 12.5 | |
| ABS - 810 - CE | | .501 - .625 | .945 | | | | | | | 13.5 | |
| ABS - 812 - CE | | .626 - .750 | 1.070 | | | | | | | 14.5 | |
| ABS - 814 - CE | | .751 - .875 | 1.195 | | | | | | | 15.5 | |
| ABS - 816 - CE | | .876 - 1.000 | 1.320 | | | | | | | 16.5 | |

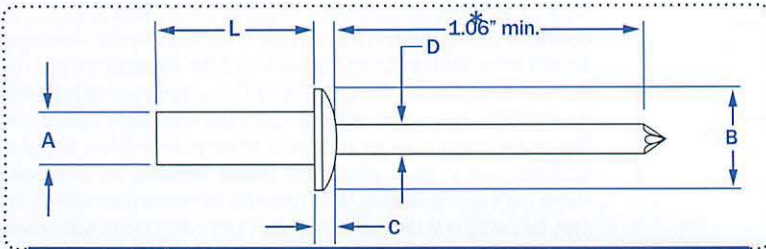
* 1/4" Diameter rivets have a 1.250 mandrel length minimum.



RIVETKING® SBS-CE SERIES • ALL STEEL • CLOSED END

ALL STEEL • DOME HEAD • CLOSED END BLIND RIVETS

STANDARD BLIND RIVETS



RIVET: DOME HEAD, ZINC PLATED, C-1002 STEEL
 MANDREL: ZINC PLATED, STEEL
 Per IFI-126 Grade 30

Closed End Rivets are used when a weather proof / leak proof seal is needed. Its completely closed end design prevents liquids, moisture, air and other contaminants from entering the riveted hole and/or the rivet itself. The RivetKing® Closed End Rivet design guarantees the mandrel head is fully retained within the rivet. Steel/Steel Closed End rivets are trivalent zinc plated.

FOR SUPERIOR CORROSION PROTECTION USE ABA-CE OR FBF-CE.



| PART NUMBER | RIVET SIZE | GRIP RANGE | | LENGTH | HEAD DIA | HEAD HEIGHT | MANDREL DIA | HOLE SIZE | SHEAR | TENSILE |
|----------------|-------------|-------------|------|--------|----------|-------------|-------------------|-------------------|-------|---------|
| | | MIN - MAX | MAX | NOM. | NOM. | NOM. | MIN - MAX | LBS.F | LBS.F | |
| SBS - 42 - CE | 1/8" | .063 - .125 | .360 | .250 | .250 | .040 | .076 | .129 - .133 (#30) | 240 | 270 |
| SBS - 43 - CE | | .126 - .187 | .422 | | | | | | | |
| SBS - 44 - CE | | .188 - .250 | .485 | | | | | | | |
| SBS - 45 - CE | | .251 - .312 | .547 | | | | | | | |
| SBS - 46 - CE | | .313 - .375 | .610 | | | | | | | |
| SBS - 48 - CE | | .376 - .500 | .735 | | | | | | | |
| SBS - 52 - CE | 5/32" | .020 - .125 | .375 | .312 | .050 | .095 | .160 - .164 (#20) | 390 | 420 | |
| SBS - 53 - CE | | .126 - .187 | .437 | | | | | | | |
| SBS - 54 - CE | | .188 - .250 | .500 | | | | | | | |
| SBS - 56 - CE | | .251 - .375 | .562 | | | | | | | |
| SBS - 58 - CE | | .376 - .500 | .625 | | | | | | | |
| SBS - 510 - CE | | .501 - .625 | .750 | | | | | | | |
| SBS - 62 - CE | 3/16" | .020 - .125 | .406 | .375 | .060 | .114 | .192 - .196 (#11) | 550 | 640 | |
| SBS - 63 - CE | | .126 - .187 | .468 | | | | | | | |
| SBS - 64 - CE | | .188 - .250 | .531 | | | | | | | |
| SBS - 66 - CE | | .251 - .375 | .656 | | | | | | | |
| SBS - 68 - CE | | .376 - .500 | .781 | | | | | | | |
| SBS - 610 - CE | | .501 - .625 | .906 | | | | | | | |
| SBS - 612 - CE | .626 - .750 | 1.026 | | | | | | | | |

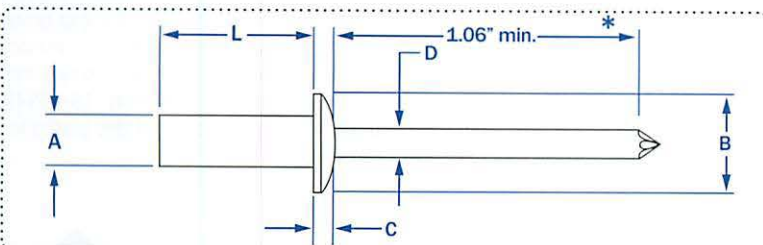
3/32" and 1/4" Diameter Rivets can be quoted on request.



RIVETKING® FBF-CE SERIES • ALL STAINLESS • CLOSED END

CLOSED END • RIVET: 18-8 STAINLESS • MANDREL: STAINLESS

STANDARD BLIND RIVETS



Closed End Rivets are used when a weather proof / leak proof seal is needed. Its completely closed end design prevents liquids, moisture, air and other contaminants from entering the riveted hole and/or the rivet itself. The RivetKing® Closed End rivet design guarantees the mandrel head is fully retained within the rivet. Stainless/Stainless Closed End rivets are bright polished and contain a grooved mandrel which improves jaw life and maintains positive stroke of the riveter. The All-Stainless configuration is corrosion resistant.

RIVET: DOME HEAD, POLISHED, 300 SERIES STAINLESS STEEL
MANDREL: POLISHED, 400 SERIES STAINLESS STEEL
Per IFI-126 Grade 51

300 SERIES STAINLESS STEEL MANDREL/ 300 SERIES STAINLESS STEEL RIVET
 AVAILABLE ON REQUEST BY SPECIAL ORDER ONLY.



| PART NUMBER | A | GRIP RANGE | L | B | C | D | HOLE SIZE | SHEAR | TENSILE |
|-------------|-------------|--------------|--------|----------|-------------|-------------|-------------------|-------|---------|
| | RIVET SIZE | | LENGTH | HEAD DIA | HEAD HEIGHT | MANDREL DIA | | | |
| | | MIN - MAX | MAX | NOM. | NOM. | NOM. | MIN - MAX | LBS.F | LBS.F |
| FBF-42-CE | 1/8" | .063 - .125 | .360 | .250 | .040 | .076 | .129 - .133 (#30) | 400 | 450 |
| FBF-43-CE | | .126 - .187 | .422 | | | | | | |
| FBF-44-CE | | .188 - .250 | .485 | | | | | | |
| FBF-45-CE | | .251 - .312 | .547 | | | | | | |
| FBF-46-CE | | .313 - .375 | .610 | | | | | | |
| FBF-48-CE | .376 - .500 | .735 | | | | | | | |
| FBF-52-CE | 5/32" | .020 - .125 | .375 | .312 | .050 | .095 | .160 - .164 (#20) | 700 | 800 |
| FBF-53-CE | | .126 - .187 | .437 | | | | | | |
| FBF-54-CE | | .188 - .250 | .500 | | | | | | |
| FBF-56-CE | | .251 - .375 | .562 | | | | | | |
| FBF-58-CE | | .376 - .500 | .625 | | | | | | |
| FBF-510-CE | .501 - .625 | .750 | | | | | | | |
| FBF-62-CE | 3/16" | .020 - .125 | .406 | .375 | .060 | .114 | .192 - .196 (#11) | 850 | 900 |
| FBF-63-CE | | .126 - .187 | .468 | | | | | | |
| FBF-64-CE | | .188 - .250 | .531 | | | | | | |
| FBF-66-CE | | .251 - .375 | .656 | | | | | | |
| FBF-68-CE | | .376 - .500 | .781 | | | | | | |
| FBF-610-CE | .501 - .625 | .906 | | | | | | | |
| FBF-612-CE | .626 - .750 | 1.026 | | | | | | | |
| FBF-82-CE | 1/4" | .020 - .125 | .445 | .500 | .080 | .151 | .257 - .261 (F) | 1520 | 1955 |
| FBF-84-CE | | .125 - .250 | .570 | | | | | | |
| FBF-86-CE | | .251 - .375 | .695 | | | | | | |
| FBF-88-CE | | .376 - .500 | .820 | | | | | | |
| FBF-810-CE | | .501 - .625 | .945 | | | | | | |
| FBF-812-CE | | .626 - .750 | 1.070 | | | | | | |
| FBF-814-CE | | .751 - .875 | 1.195 | | | | | | |
| FBF-816-CE | | .876 - 1.000 | 1.320 | | | | | | |

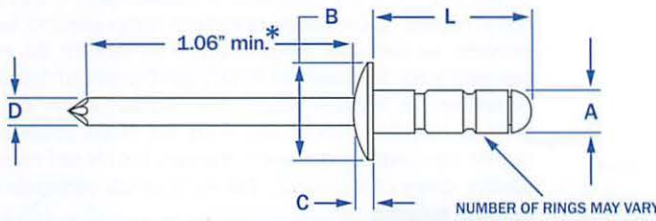
* 1/4" Diameter rivets have a 1.250 mandrel length minimum.



RIVETKING® ABS-RT™ SERIES • "RING STYLE" • MULTIGRIP-RT™

ALUMINUM/STEEL MULTIGRIP™ "RING STYLE"

SPECIALTY BLIND RIVETS



The benefit of a MultiGrip™ is that they offer a wider grip range than traditional blind rivets assisting the users in inventory reduction and part consolidation efforts. The RT™ series has aesthetic appeal to the backside of the assembly. TS-16949 produced and when applicable on steel, trivalent zinc plated for ROHS and GMW3044 compliance.

RIVET: ALUMINUM
MANDREL: STEEL, TRIVALENT ZINC CLEAR PLATED



| HEAD STYLE | PART NUMBER | RIVET SIZE | A | L | B | C | D | HOLE SIZE | SHEAR | TENSILE |
|---------------------|---------------------|-------------|-------------|--------|----------|-------------|-------------------|-------------------|-------|---------|
| | | | GRIP RANGE | LENGTH | HEAD DIA | HEAD HEIGHT | MANDREL DIA | | | |
| | | | MIN. - MAX. | MAX. | NOM. | NOM. | NOM. | MIN. - MAX. | LBS.F | LBS.F |
| DOME HEAD | ABS - 41 - 42MGRT | 1/8" | .020 - .125 | .313 | .250 | .043 | .075 | .129 - .133 (#30) | 122 | 176 |
| | ABS - 41 - 43MGRT | | .039 - .187 | .389 | | | | | | |
| | ABS - 43 - 44MGRT | | .156 - .250 | .500 | | | | | | |
| | ABS - 43 - 45MGRT | | .196 - .330 | .586 | | | | | | |
| | ABS - 45 - 47MGRT | .236 - .445 | .704 | .312 | .051 | .088 | .160 - .164 (#20) | 198 | 354 | |
| | ABS - 51 - 53MGRT | .032 - .157 | .393 | | | | | | | |
| | ABS - 52 - 54MGRT | .047 - .276 | .512 | | | | | | | |
| | ABS - 53 - 55MGRT | .156 - .354 | .590 | | | | | | | |
| | ABS - 54 - 58MGRT | .276 - .472 | .708 | .375 | .062 | .114 | .192 - .196 (#11) | 331 | 486 | |
| | ABS - 62 - 64MGRT | .062 - .250 | .519 | | | | | | | |
| | ABS - 63 - 67MGRT | .187 - .456 | .716 | | | | | | | |
| | ABS - 66 - 69MGRT | .275 - .598 | .875 | | | | | | | |
| | ABS - 66 - 610MGRT | .393 - .670 | .952 | .511 | .070 | .141 | .257 - .261 (F) | 630 | 900 | |
| | ABS - 610 - 612MGRT | .500 - .787 | 1.070 | | | | | | | |
| ABS - 82 - 84MG | .062 - .250 | .472 | | | | | | | | |
| ABS - 84 - 86MG | .156 - .375 | .590 | | | | | | | | |
| ABS - 86 - 88MG | .250 - .750 | .708 | | | | | | | | |
| LARGE FLANGE | ABS - 41 - 43LFMGRT | 1/8" | .020 - .125 | .313 | .375 | .043 | .075 | .129 - .133 (#30) | 122 | 176 |
| | ABS - 43 - 44LFMGRT | 5/32" | .156 - .250 | .500 | | | | | | |
| | ABS - 52 - 54LFMGRT | | .047 - .276 | .512 | | | | | | |
| | ABS - 62 - 64LFMGRT | 3/16" | .062 - .250 | .519 | | | | | | |
| | ABS - 63 - 67LFMGRT | | .187 - .456 | .716 | | | | | | |
| ABS - 66 - 69LFMGRT | .275 - .598 | | .875 | | | | | | | |
| C'SUNK | ACS - 43 - 44MGRT | 1/8" | .093 - .250 | .383 | .209 | .029 | .057 | .129 - .138 | 165 | 230 |
| | ACS - 53 - 55MGRT | 5/32" | .110 - .312 | .470 | | | | | | |
| | ACS - 62 - 65MGRT | 3/16" | .062 - .312 | .500 | | | | | | |
| | ACS - 66 - 68MGRT | | .250 - .500 | .690 | | | | | | |

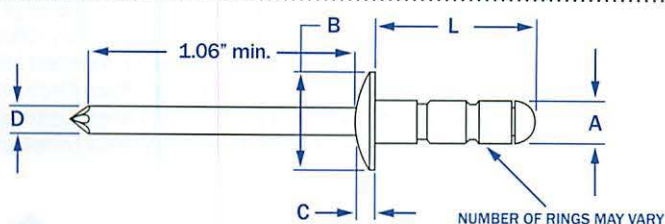
*1/4" Diameter rivets have a 1.250 mandrel length minimum.



RIVETKING® ABA-RT™ SERIES • "RING STYLE" • MULTIGRIP-RT™

ALUMINUM/ALUMINUM MULTIGRIP™ "RING STYLE"

SPECIALTY BLIND RIVETS



The benefit of a MultiGrip™ is that they offer a wider grip range than traditional blind rivets assisting the users in inventory reduction and part consolidation efforts. The RT series has aesthetic appeal to the backside of the assembly. TS-16949 produced and when applicable on steel, trivalent zinc plated for ROHS and GMW3044 compliance.

RIVET: ALUMINUM
MANDREL: ALUMINUM ALLOY

| HEAD STYLE | PART NUMBER | RIVET SIZE | L | | B | C | D | SHEAR | TENSILE | | | | | | | |
|-----------------|-------------------|------------|-------------|--------|----------|-------------|-------------|-------------------|---------|-----------|------|------|------|-------------------|-----|-----|
| | | | GRIP RANGE | LENGTH | HEAD DIA | HEAD HEIGHT | MANDREL DIA | | | HOLE SIZE | | | | | | |
| | | | MIN - MAX | NOM. | MAX. | MAX. | NOM. | MIN - MAX | LBS.F | LBS.F | | | | | | |
| DOME HEAD | ABA41 - 43MGRT | 1/8" | .039 - .187 | .313 | .262 | .040 | .076 | .129 - .142 (#30) | 65 | 85 | | | | | | |
| | ABA43 - 45MGRT | | .157 - .312 | .573 | | | | | | | | | | | | |
| | ABA45 - 47MGRT | | .251 - .437 | .594 | | | | | | | | | | | | |
| | ABA62 - 64MGRT | 3/16" | .063 - .250 | .425 | | | | | | | .390 | .055 | .114 | .192 - .205 (#11) | 145 | 205 |
| | ABA63 - 66MGRT | | .188 - .375 | .605 | | | | | | | | | | | | |
| | ABA66 - 68MGRT | | .251 - .500 | .716 | | | | | | | | | | | | |
| ABA68 - 612MGRT | .438 - .750 | 1.050 | | | | | | | | | | | | | | |
| LARGE FLANGE | ABA41 - 43LFMGRT | 1/8" | .039 - .187 | .313 | .390 | .052 | .076 | .129 - .142 | 65 | 85 | | | | | | |
| | ABA62 - 64LFMGRT | 3/16" | .063 - .250 | .425 | .650 | .083 | .114 | .192 - .205 (#11) | 145 | 205 | | | | | | |
| | ABA63 - 66LFMGRT | | .188 - .375 | .605 | | | | | | | | | | | | |
| | ABA68 - 612LFMGRT | | .438 - .750 | 1.050 | | | | | | | | | | | | |



RIVETKING® MANUAL RIVETERS

RIVETKING® 2 IN 1- BLIND RIVET & RIVET NUT TOOL

WHY BUY TWO TOOLS WHEN YOU ONLY NEED ONE?

This unique tool has the ability to set both blind rivets and rivetnuts. It even has the ability to set 1/4" structural blind rivets and rivetnuts up to 3/8". The changeover from blind rivets to rivet nuts is simple and takes less than 1 minute. It's patented fold away design makes it easy to carry and store. It contains a nose piece for blind rivets and mandrels for rivetnuts in every size and is conveniently stored in the blow molded carry case. Forged Steel arms insure durability while comfort soft touch rubberized grips guarantee comfort.



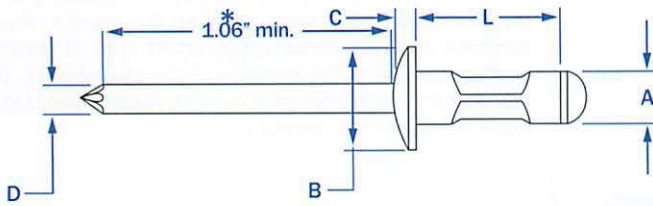
FIND THIS!
Plus More on
Page 8

RK-21 BLIND RIVETS = 1/4" & STRUCTURAL RIVET
NUTS = 3/8" OR 10MM

RIVETKING® ABS-CT™ SERIES • "CRIMP STYLE" • MULTIGRIP-CT™

RIVET: 5056 ALUMINUM • MANDREL: STEEL TRIVALENT ZINC PLATED

SPECIALTY BLIND RIVETS



The benefit of a MultiGrip™ is that they offer a wider grip range than traditional blind rivets assisting the users in inventory reduction and part consolidation efforts. The CT series has excellent hole fill ability and strength as compared to Standard Blind Rivets and RT series MultiGrips™. TS-16949 produced and when applicable on steel, trivalent zinc plated for ROHS and GMW3044 compliance.



RIVET: ALUMINUM
MANDREL: STEEL TRIVALENT ZINC PLATED

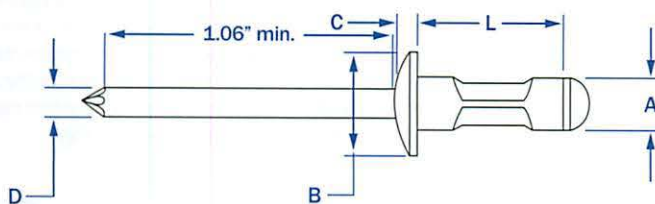
| HEAD STYLE | PART NUMBER | RIVET SIZE | GRIP RANGE | | LENGTH | HEAD DIA | HEAD HEIGHT | MANDREL DIA | HOLE SIZE | SHEAR | TENSILE |
|---------------------|-------------------|------------|-------------|-------------|--------|----------|-------------|-------------|---------------|---------------|---------|
| | | | MIN. - MAX. | MAX. | NOM. | NOM. | NOM. | MIN. - MAX. | TYPICAL LBS.F | TYPICAL LBS.F | |
| DOME HEAD | ABS - 41 - 43MG | 1/8" | .020 - .187 | .315 | .250 | .037 | .057 | .129 - .138 | 165 | 230 | |
| | ABS - 42 - 44MG | | .046 - .250 | .375 | | | | | | | |
| | ABS - 43 - 45MG | | .156 - .312 | .438 | | | | | | | |
| | ABS - 45 - 46MG | | .216 - .375 | .500 | | | | | | | |
| | ABS - 51 - 52MG | | .020 - .156 | .270 | | | | | | | |
| | ABS - 52 - 54MG | 5/32" | .040 - .250 | .375 | .312 | .047 | .086 | .161 - .169 | 255 | 375 | |
| | ABS - 54 - 56MG | | .156 - .375 | .500 | | | | | | | |
| | ABS - 56 - 58MG | | .250 - .500 | .666 | | | | | | | |
| | ABS - 62 - 64MG | | .062 - .250 | .406 | | | | | | | |
| | ABS - 63 - 67MG | | .187 - .437 | .595 | | | | | | | |
| | ABS - 66 - 68MG | 3/16" | .250 - .500 | .666 | .386 | .057 | .108 | .192 - .200 | 350 | 530 | |
| | ABS - 68 - 610MG | | .330 - .625 | .760 | | | | | | | |
| | ABS - 610 - 612MG | | .500 - .750 | .978 | | | | | | | |
| | ABS - 82 - 84MG | | .062 - .250 | .472 | | | | | | | |
| | ABS - 84 - 86MG | | 1/4" | .156 - .375 | | | | | | | .590 |
| ABS - 86 - 88MG | .250 - .750 | .708 | | | | | | | | | |
| LARGE FLANGE | ABS - 42 - 43LFMG | 1/8" | .031 - .187 | .315 | .325 | .039 | .057 | .129 - .138 | 165 | 230 | |
| | ABS - 42 - 44LFMG | | .046 - .250 | .375 | | | | | | | |
| | ABS - 44 - 45LFMG | | .156 - .312 | .438 | | | | | | | |
| | ABS - 52 - 54LFMG | 5/32" | .062 - .250 | .375 | .375 | .051 | .086 | .161 - .169 | 255 | 375 | |
| | ABS - 53 - 55LFMG | | .125 - .312 | .438 | | | | | | | |
| | ABS - 55 - 58LFMG | | .251 - .500 | .690 | | | | | | | |
| | ABS - 62 - 64LFMG | | .062 - .250 | .406 | | | | | | | |
| | ABS - 66 - 68LFMG | | 3/16" | .250 - .500 | | | | | | | .666 |
| ABS - 610 - 612LFMG | .500 - .781 | .978 | | | | | | | | | |
| C'SUNK | ACS - 43 - 44MG | 1/8" | .093 - .250 | .383 | .209 | .029 | .057 | .129 - .138 | 165 | 230 | |
| | ACS - 53 - 55MG | 5/32" | .110 - .312 | .470 | .252 | .049 | .086 | .161 - .169 | 255 | 375 | |
| | ACS - 62 - 65MG | 3/16" | .062 - .312 | .500 | .345 | .051 | .108 | .192 - .200 | 350 | 530 | |
| | ACS - 66 - 68MG | | .250 - .500 | .690 | | | | | | | |

*1/4" Diameter rivets have a 1.250 mandrel length minimum.

STAINLESS STEEL MULTIGRIP-CT™ ARE AVAILABLE, SEE RIVETKING® RIVEX®, ON PAGE 32.

RIVETKING® SBS-CT™ SERIES • "CRIMP STYLE" • MULTIGRIP-CT™

STEEL/STEEL MULTIGRIP™ "CRIMP STYLE"



The benefit of a MultiGrip™ is that they offer a wider grip range than traditional blind rivets assisting the users in inventory reduction and part consolidation efforts. The CT series has excellent hole fill ability and strength as compared to standard blind rivets and RT series MultiGrips™. TS-16949 produced and when applicable on steel, trivalent zinc plated for ROHS and GMW3044 compliance.



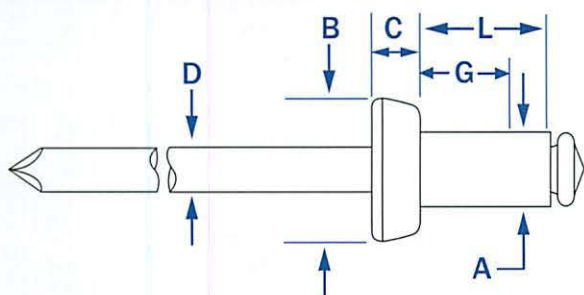
RIVET: STEEL TRIVALENT ZINC PLATED
MANDREL: STEEL TRIVALENT ZINC PLATED

SPECIALTY BLIND RIVETS

| HEAD STYLE | PART NUMBER | RIVET SIZE | GRIP RANGE | | LENGTH | HEAD DIA | HEAD HEIGHT | MANDREL DIA | HOLE SIZE | SHEAR | TENSILE |
|------------|-----------------|------------|-------------|------|--------|----------|-------------|-------------------|-----------|-------|---------|
| | | | MIN - MAX | MAX | NOM. | NOM. | NOM. | MIN - MAX | LBS.F | LBS.F | |
| DOME HEAD | SBS - 41 - 43MG | 1/8" | .043 - .250 | .355 | .283 | .033 | .057 | .129 - .133 (#30) | 340 | 385 | |
| | SBS - 42 - 44MG | | .125 - .250 | .407 | | | | | | | |
| | SBS - 52 - 53MG | 5/32" | .056 - .196 | .433 | .319 | .047 | .108 | .160 - .164 (#20) | 440 | 530 | |
| | SBS - 62 - 63MG | 3/16" | .062 - .187 | .405 | .386 | .069 | .133 | .192 - .196 (#11) | 450 | 787 | |
| | SBS - 63 - 64MG | | .125 - .250 | .511 | | | | | | | |

RIVETKING® QUIKSNAP®

NICKEL PLATED BRASS HEAD/ STAINLESS MANDREL



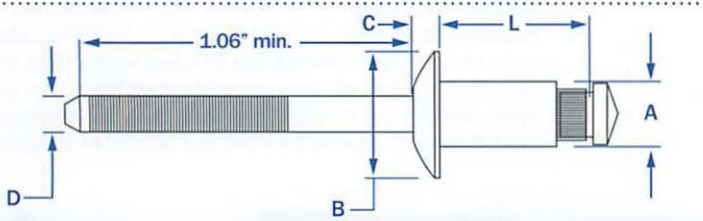
The innovative RivetKing® Quik-Snap™ is the ideal companion to the standard canvas snap used on truck bodies, convertibles, boats, cars and many other applications. The snap head is brass, with a bright nickel plating. The mandrel is stainless steel. Requires T105-734 Nosepiece.

The extract force is a minimum of 5 lbs.

| RIVET SIZE | HOLE SIZE AND DRILL NO. | MANDREL DIA. NOM. | FLANGE DIA. NOM. | HEAD HEIGHT MAX. | BARREL LENGTH MAX. | PART NUMBER | GRIP RANGE | TYPICAL ULTIMATE STRENGTH | | CARTON | |
|------------|-------------------------|-------------------|------------------|------------------|--------------------|-------------|------------|---------------------------|-------------|--------|---------|
| | | | | | | | | SHEAR LBS | TENSILE LBS | QTY. M | WT. LBS |
| 1/8" | .129-.133 | .076 | .395 | .170 | .337 | B/SS43SH | .020-.087 | .260 | .310 | 10 | 43 |
| 3.2 | #30 | | | | .525 | B/SS46SH | .188-.375 | | | 10 | 49 |

Special nose piece required.



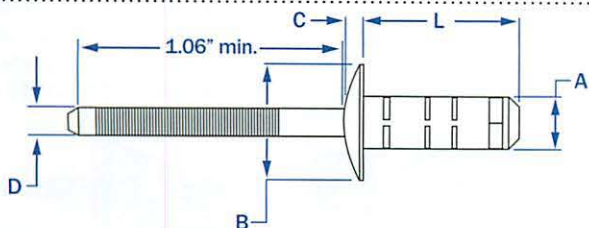


The RKQ® offers is self plugging and offers an interference fit between the knurled mandrel, the rivet body and the hole diameter of the work piece. Its self plugging properties insure that the mandrel is locked within the shear plane which results in superior shear and tensile strength. The RKQ® has a grooved, rattle resistant mandrel which breaks flush with the head in the ideal grip range.

AVAILABLE IN STEEL*, STAINLESS STEEL AND ALUMINUM
 *Steel Parts are plated with clear trivalent zinc
 Per IFI-119



| MATERIAL | HEAD STYLE | PART NUMBER | A | | L | | B | | C | | D | |
|-----------------|-------------|-------------|------------|-------------|--------|----------|-------------|-------------|-------------------|-------|---------|--|
| | | | RIVET SIZE | GRIP RANGE | LENGTH | HEAD DIA | HEAD HEIGHT | MANDREL DIA | HOLE SIZE | SHEAR | TENSILE | |
| | | | | MIN - MAX | MAX | NOM. | NOM. | NOM. | MIN. - MAX. | LBS.F | LBS.F | |
| STEEL | DOME | SBQ - 42 | 1/8" | .063 - .125 | .275 | .250 | .040 | .074 | .129 - .133 (#30) | 450 | 350 | |
| | | SBQ - 43 | | .094 - .187 | .337 | | | | | | | |
| | | SBQ - 44 | | .126 - .250 | .400 | | | | | | | |
| | | SBQ - 52 | 5/32" | .062 - .125 | .300 | .312 | .050 | .095 | .160 - .164 (#20) | 525 | 500 | |
| | | SBQ - 54 | | .126 - .250 | .425 | | | | | | | |
| | | SBQ - 56 | | .251 - .375 | .550 | | | | | | | |
| | | SBQ - 62 | 3/16" | .062 - .125 | .325 | .375 | .060 | .059 | .192 - .196 (#11) | 900 | 700 | |
| | | SBQ - 64 | | .126 - .250 | .450 | | | | | | | |
| | | SBQ - 66 | | .251 - .375 | .575 | | | | | | | |
| SBQ - 68 | .376 - .500 | .700 | | | | | | | | | | |
| STAINLESS STEEL | DOME | FBQ - 42 | 1/8" | .063 - .125 | .275 | .250 | .040 | .074 | .129 - .133 (#30) | 550 | 530 | |
| | | FBQ - 43 | | .094 - .187 | .337 | | | | | | | |
| | | FBQ - 44 | | .126 - .250 | .400 | | | | | | | |
| | | FBQ - 52 | 5/32" | .062 - .125 | .300 | .312 | .050 | .095 | .160 - .164 (#20) | 850 | 820 | |
| | | FBQ - 54 | | .126 - .250 | .425 | | | | | | | |
| | | FBQ - 56 | | .251 - .375 | .550 | | | | | | | |
| | | FBQ - 62 | 3/16" | .062 - .125 | .325 | .375 | .060 | .059 | .192 - .196 (#11) | 1325 | 1200 | |
| | | FBQ - 64 | | .126 - .250 | .450 | | | | | | | |
| | | FBQ - 66 | | .251 - .375 | .575 | | | | | | | |
| FBQ - 68 | .376 - .500 | .700 | | | | | | | | | | |
| ALUMINUM | DOME | ABQ - 42 | 1/8" | .063 - .125 | .275 | .250 | .040 | .074 | .129 - .133 (#30) | 220 | 180 | |
| | | ABQ - 43 | | .094 - .187 | .337 | | | | | | | |
| | | ABQ - 44 | | .126 - .250 | .400 | | | | | | | |
| | | ABQ - 52 | 5/32" | .062 - .125 | .300 | .312 | .050 | .095 | .160 - .164 (#20) | 340 | 300 | |
| | | ABQ - 54 | | .126 - .250 | .425 | | | | | | | |
| | | ABQ - 56 | | .251 - .375 | .550 | | | | | | | |
| | | ABQ - 62 | 3/16" | .062 - .125 | .325 | .375 | .060 | .059 | .192 - .196 (#11) | 480 | 400 | |
| | | ABQ - 64 | | .126 - .250 | .450 | | | | | | | |
| | | ABQ - 66 | | .251 - .375 | .575 | | | | | | | |
| ABQ - 68 | .376 - .500 | .700 | | | | | | | | | | |



The Rivex® is an advanced MultiGrip™ with increased performance and functionality as compared to standard steel MultiGrip™ rivets. It is also the only MultiGrip™ that is offered in stainless steel. Rivex® rivets consist of a wider grip range and a higher shear and tensile strength. The Rivex® rivet contains an easy entry mandrel head that is grooved and blunt pointed. Its design is rattle resistant and will break flush with the head in the ideal grip range. Its virtual closed end and flush mandrel break makes this rivet leak resistant.

AVAILABLE IN STEEL* AND STAINLESS STEEL
 * Steel Parts are plated with clear trivalent zinc



| MATERIAL | HEAD STYLE | PART NUMBER | RIVET SIZE | A | | L | | B | | C | | D | | SHEAR 1 | | SHEAR 2 | | TENSILE |
|------------------|--------------|--------------------|------------|-------------|--------|----------|-------------|-------------|-------------|---------------------|--------------------------|-------|--|---------|--|---------|--|---------|
| | | | | GRIP RANGE | LENGTH | HEAD DIA | HEAD HEIGHT | MANDREL DIA | HOLE SIZE | STEM IN SHEAR PLANE | STEM OUTSIDE SHEAR PLANE | | | | | | | |
| | | | | MIN. - MAX. | MAX. | MAX. | MAX. | MAX. | MIN. - MAX. | LBS.F | LBS.F | LBS.F | | | | | | |
| STEEL | DOME | SBS - 0414 - RVX | 1/8" | .040 - .276 | .560 | .300 | .044 | .087 | .129 - .133 | 293 | 225 | 315 | | | | | | |
| | | SBS - 0516 - RVX | 5/32" | .079 - .315 | .620 | .330 | .060 | .110 | .161 - .165 | 518 | 338 | 450 | | | | | | |
| | | SBS - 0612 - RVX | 3/16" | .059 - .200 | .480 | .398 | .063 | .118 | .193 - .197 | 945 | 608 | 653 | | | | | | |
| | | SBS - 0614 - RVX | | .059 - .250 | .540 | | | | | | | | | | | | | |
| | | SBS - 0618 - RVX | | .059 - .375 | .670 | | | | | | | | | | | | | |
| | | SBS - 0622 - RVX | | .251 - .500 | .791 | | | | | | | | | | | | | |
| SBS - 4844 - RVX | 1/4" | .059 - .201 | .480 | .516 | .106 | .158 | .260 - .272 | 1508 | 698 | 810 | | | | | | | | |
| STEEL | LARGE FLANGE | SBS - 0614LF - RVX | 3/16" | .059 - .250 | .540 | .638 | .083 | .118 | .193 - .197 | 945 | 608 | 653 | | | | | | |
| | | SBS - 0618LF - RVX | | .059 - .375 | .670 | | | | | | | | | | | | | |
| | | SBS - 0622LF - RVX | | .251 - .500 | .791 | | | | | | | | | | | | | |
| STEEL | C'SUNK | SCS - 0614 - RVX | 3/16" | .059 - .250 | .540 | .346 | .055 | .118 | .193 - .197 | 945 | 608 | 653 | | | | | | |
| | | SCS - 0618 - RVX | | .059 - .375 | .670 | | | | | | | | | | | | | |
| | | SCS - 0622 - RVX | | .251 - .500 | .792 | | | | | | | | | | | | | |
| STAINLESS STEEL | DOME | FBF - 0612 - RVX | 3/16" | .059 - .200 | .480 | .398 | .063 | .118 | .193 - .197 | 945 | 608 | 653 | | | | | | |
| | | FBF - 0614 - RVX | | .059 - .250 | .540 | | | | | | | | | | | | | |
| | | FBF - 0618 - RVX | | .059 - .375 | .670 | | | | | | | | | | | | | |
| | | FBF - 0622 - RVX | | .251 - .500 | .791 | | | | | | | | | | | | | |

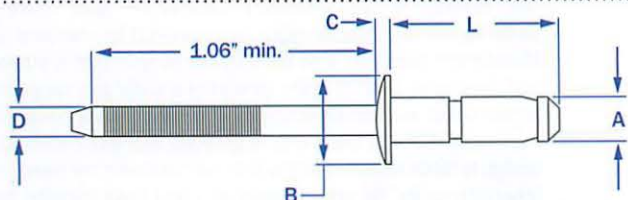


RIVETKING® RIVINOX®

THE FOLLOWING PRODUCT IS COVERED UNDER THE FOLLOWING PATENT/TRADENAME 3,504,634

STAINLESS STEEL • HIGH SHEAR • REAR FLANGE RIVET

SPECIALTY BLIND RIVETS



The Rivinox® rivet provides for an aesthetic secondary rear flange at the back side of the application. Perfect for thin sheet metals or plastics where rivet pull through is of concern. The mandrel will break nearly flush with the head and contains a locked mandrel to prevent vibration. 18-8 stainless steel constructions provides a corrosion resistant joint.

RIVET: 18-8 STAINLESS
MANDREL: 18-8 STAINLESS



| PART NUMBER | RIVET SIZE | GRIP RANGE | | LENGTH | HEAD DIA | HEAD HEIGHT | MANDREL DIA | HOLE SIZE | SHEAR | TENSILE |
|---------------------|------------|-------------|------|--------|----------|-------------|-------------|-----------|-------|---------|
| | | MIN - MAX | NOM. | MAX. | MAX. | NOM. | MIN - MAX | LBS.F | LBS.F | |
| FBF - 0408 /RIVINOX | 1/8" | .040 - .118 | .350 | .250 | .043 | .082 | .129 - .134 | 719 | 450 | |
| FBF - 0411 /RIVINOX | | .118 - .197 | .450 | | | | | | | |
| FBF - 0414 /RIVINOX | | .197 - .276 | .540 | | | | | | | |
| FBF - 0509 /RIVINOX | 5/32" | .039 - .118 | .400 | .312 | .060 | .104 | .161 - .169 | 1169 | 899 | |
| FBF - 0512 /RIVINOX | | .118 - .197 | .480 | | | | | | | |
| FBF - 0516 /RIVINOX | | .197 - .276 | .600 | | | | | | | |
| FBF - 0611 /RIVINOX | 3/16" | .059 - .138 | .510 | .375 | .070 | .127 | .193 - .201 | 1236 | 1124 | |
| FBF - 0614 /RIVINOX | | .138 - .236 | .610 | | | | | | | |
| FBF - 0618 /RIVINOX | | .236 - .335 | .730 | | | | | | | |

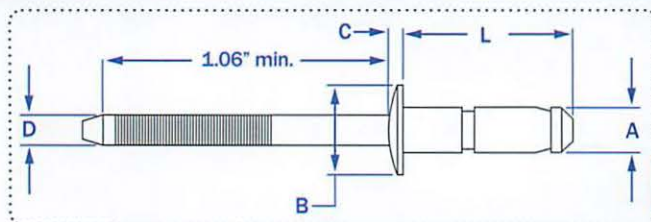
SPECIAL SIZES AVAILABLE ON REQUEST



RIVETKING® RIVIBULB®

THE FOLLOWING PRODUCT IS COVERED UNDER THE FOLLOWING PATENT/TRADENAME 3,666,122

ALL STEEL • HIGH SHEAR • REAR FLANGE RIVET



The Rivibulb® rivet provides for an aesthetic secondary rear flange at the back side of the application. Perfect for thin sheet metals or plastics where rivet pull through is of concern. The mandrel will break nearly flush with the head and contains a locked mandrel to prevent vibration. Trivalent Zinc Plated for ROHS compliance.

RIVET: C-1010 STEEL, TRIVALENT ZINC CLEAR PLATED
MANDREL: HIGH CARBON STEEL, TRIVALENT ZINC PLATED



| PART NUMBER | RIVET SIZE | GRIP RANGE | | LENGTH | HEAD DIA | HEAD HEIGHT | MANDREL DIA | HOLE SIZE | SHEAR | TENSILE |
|------------------|------------|-------------|------|--------|----------|-------------|-------------|-----------|-------|---------|
| | | MIN - MAX | NOM. | MAX. | MAX. | NOM. | MIN - MAX | LBS.F | LBS.F | |
| SBS - 0408 /RVB | 1/8" | .039 - .118 | .360 | .268 | .055 | .083 | .129 - .134 | 393 | 292 | |
| SBS - 0411 /RVB | | .118 - .197 | .461 | | | | | | | |
| SBS - 0414 /RVB | | .197 - .276 | .551 | | | | | | | |
| SBS - 0509 /RVB | 5/32" | .039 - .118 | .410 | .315 | .059 | .102 | .161 - .169 | 787 | 629 | |
| SBS - 0512 /RVB | | .118 - .197 | .510 | | | | | | | |
| SBS - 0516 /RVB | | .197 - .276 | .620 | | | | | | | |
| SBS - 0611 /RVB | 3/16" | .059 - .138 | .480 | .378 | .059 | .126 | .193 - .201 | 944 | 855 | |
| SBS - 0614 /RVB | | .138 - .236 | .580 | | | | | | | |
| SBS - 0618 /RVB | | .236 - .335 | .695 | | | | | | | |
| SBS - M6X10 /RVB | 6mm | .060 - .156 | .413 | .472 | .078 | .156 | .240 - .248 | 1215 | 1215 | |
| SBS - M6X13 /RVB | | .118 - .236 | .532 | | | | | | | |
| SBS - M6X16 /RVB | | .236 - .354 | .650 | | | | | | | |
| SBS - M6X19 /RVB | | .354 - .472 | .768 | | | | | | | |

SPECIAL SIZES AVAILABLE ON REQUEST



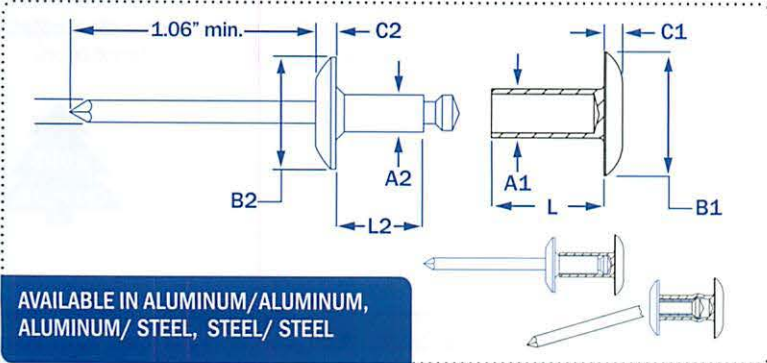
RIVETKING® CHECKMATE®

THE FOLLOWING PRODUCT IS COVERED UNDER THE FOLLOWING PATENT/TRADEMARK 3,504,664

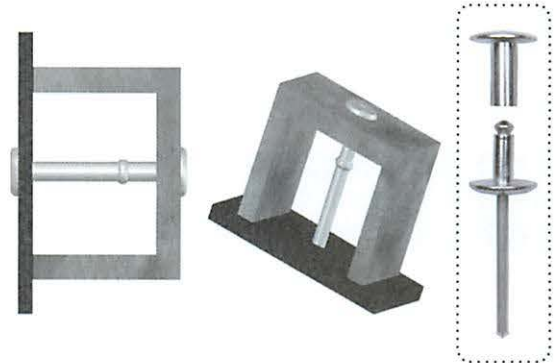
2 PIECE RIVET • MALE/FEMALE

SPECIALTY BLIND RIVETS

The RivetKing® Checkmate® is the only breakstem permanent fastener to have near flush and aesthetically appealing installation on both sides. A true head on both sides of the rivet. This rivet is offered in extended lengths and has one of the longest grip ranges available.



AVAILABLE IN ALUMINUM/ALUMINUM,
ALUMINUM/STEEL, STEEL/STEEL



| NOM. BODY DIA. | PART CODE | GRIP RANGE | | LENGTH MAX. | FEMALE COMPONENT | | | MALE COMPONENT | | | L2 |
|----------------|-----------|------------|-------|-------------|------------------|--------------|----------------|----------------|--------------|----------------|------|
| | | MIN. | MAX. | | FEMALE DIA. A1 | HEAD DIA. B1 | HEAD HEIGHT C1 | MALE DIA. A2 | HEAD DIA. B2 | HEAD HEIGHT C2 | |
| 3/16" | 6-12-CM | 0.625 | 0.750 | 0.585 | 0.187 | 0.375 | 0.060 | .125 | .375 | .060 | .525 |
| | 6-14-CM | 0.687 | 0.875 | 0.647 | | | | | | | |
| | 6-17-CM | 0.875 | 1.062 | 0.825 | | | | | | | |
| | 6-20-CM | 1.062 | 1.250 | 1.012 | | | | | | | |
| | 6-23-CM | 1.250 | 1.437 | 1.200 | | | | | | | |
| | 6-26-CM | 1.437 | 1.625 | 1.387 | | | | | | | |
| | 6-29-CM | 1.625 | 1.812 | 1.575 | | | | | | | |
| | 6-32-CM | 1.812 | 2.000 | 1.762 | | | | | | | |
| 1/4" | 8-12-CM | 0.625 | 0.750 | 0.580 | 0.250 | 0.625 | .100 | 0.187 | .625 | .100 | .608 |
| | 8-14-CM | 0.750 | 0.875 | 0.695 | | | | | | | |
| | 8-18-CM | 0.875 | 1.125 | 0.820 | | | | | | | |
| | 8-22-CM | 1.125 | 1.375 | 1.070 | | | | | | | |
| | 8-26-CM | 1.375 | 1.625 | 1.320 | | | | | | | |
| | 8-30-CM | 1.625 | 1.875 | 1.570 | | | | | | | |
| | 8-34-CM | 1.875 | 2.125 | 1.820 | | | | | | | |
| | 8-38-CM | 2.125 | 2.375 | 2.070 | | | | | | | |
| | 8-42-CM | 2.375 | 2.625 | 2.320 | | | | | | | |
| | 8-46-CM | 2.625 | 2.875 | 2.570 | | | | | | | |
| | 8-50-CM | 2.875 | 3.125 | 2.820 | | | | | | | |
| | 8-54-CM | 3.125 | 3.375 | 3.070 | | | | | | | |
| | 8-58-CM | 3.375 | 3.625 | 3.320 | | | | | | | |
| | 8-62-CM | 3.625 | 3.875 | 3.570 | | | | | | | |

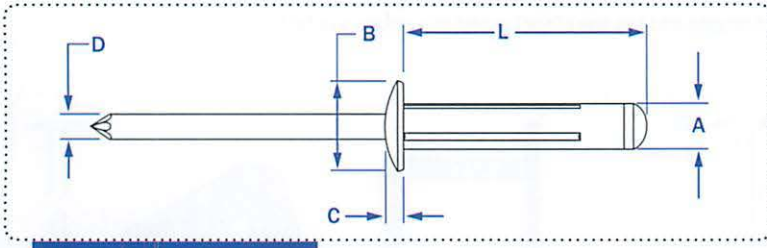
| MATERIALS | |
|----------------|-----|
| ALL STEEL | SBS |
| ALL ALUMINUM | ABA |
| ALUMINUM STEEL | ABS |

| INSTALLED VALUES | | | | |
|---|---------|----------------|-------------------|-----------------|
| INSTALLED VALUES IN NOMINAL GRIP (lbs.) | | | | |
| RIVET/MANDREL/TUBULAR COMPONENT: | | | | |
| | | ALUM/ALUM/ALUM | STEEL/STEEL/STEEL | ALUM/STEEL/ALUM |
| 3/16" | TENSILE | 100 | 200 | 300 |
| 1/4" | TENSILE | 200 | 350 | 450 |

RIVETKING® TRIFIX™

ALL ALUMINUM • TRI-FOLDING RIVET

SPECIALTY BLIND RIVETS



RIVET: ALUMINUM
MANDREL: ALUMINUM


Perfect for inconsistent grip ranges or oversize out-of-round holes that are typical in plastics. RivetKing® Trifix™ is designed to work like a moly-bolt in that it splits out into three legs at the backside. Its extended bearing surface spreads the load over a wider area to prevent pullout in plastics or other similar soft or thin sheet materials. Bright polished and stocked in white, black and almond colors.



STOCK COLORS

| | | | |
|---------------|----------------|---------------|----------------|
| WHITE PAINTED | ALMOND PAINTED | BLACK PAINTED | BLACK ANODIZED |
| WHT | ALM | BLK | BA |

| HEAD STYLE | PART NUMBER | A | L | | B | C | D | HOLE SIZE | SHEAR | TENSILE | |
|-------------------|-----------------|------------|-------------|-------------|----------|-------------|-------------|-------------|-------------|---------|---------------|
| | | RIVET SIZE | GRIP RANGE | LENGTH | HEAD DIA | HEAD HEIGHT | MANDREL DIA | | | | |
| | | MIN - MAX | REF. | NOM. | NOM. | NOM. | MIN - MAX | | | | TYPICAL LBS.F |
| DOME HEAD | ABL - 0516 | 5/32" | .040 - .118 | .605 | .315 | .032 | .094 | .165 - .178 | 134 | 224 | |
| | ABL - 0523 | | .040 - .275 | .810 | | | | | | | |
| | ABL - 0530 | | .157 - .472 | 1.070 | | | | | | | |
| | DOME HEAD | ABL - 0619 | 3/16" | .040 - .157 | .684 | .386 | .062 | .114 | .196 - .209 | 202 | 269 |
| | | ABL - 0625 | | .040 - .354 | .906 | | | | | | |
| | | ABL - 0630 | | .157 - .472 | 1.070 | | | | | | |
| | | ABL - 0640 | | .157 - .625 | 1.200 | | | | | | |
| LARGE FLANGE | ABL - 0523LF | 5/32" | .040 - .275 | .810 | .472 | .055 | .094 | .165 - .178 | 134 | 224 | |
| | ABL - 0625LF14 | 3/16" | .040 - .354 | .906 | .551 | .062 | .114 | .196 - .209 | 202 | 269 | |
| | ABL - 0625LF16 | | .625 | .070 | .114 | .196 - .209 | 202 | 269 | | | |
| PAINTED DOME HEAD | ABL - 0523/ BA | 5/32" | .040 - .275 | .810 | .315 | .032 | .094 | .165 - .178 | 134 | 224 | |
| | ABL - 0625/ WHT | 3/16" | .040 - .354 | .906 | .386 | .386 | .114 | .196 - .209 | 202 | 269 | |
| | ABL - 0625/ ALM | | | | | | | | | | |
| | ABL - 0625/ BA | 3/16" | .157 - .472 | 1.070 | .386 | .386 | .114 | .196 - .209 | 202 | 269 | |
| | ABL - 0630/ WHT | | | | | | | | | | |
| | ABL - 0630/ALM | | | | | | | | | | |
| ABL - 0630/ BA | | | | | | | | | | | |



Sample color of the TriFix™



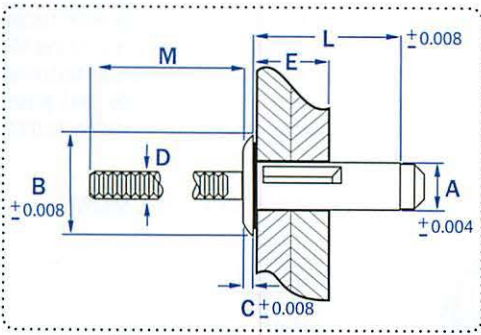
* Can color match to Pantone, RAL or sample upon request.



RIVETKING® SUPER TRIFIX™

ALL ALUMINUM • HIGH STRENGTH TRI-FOLDING RIVET

SPECIALTY BLIND RIVETS



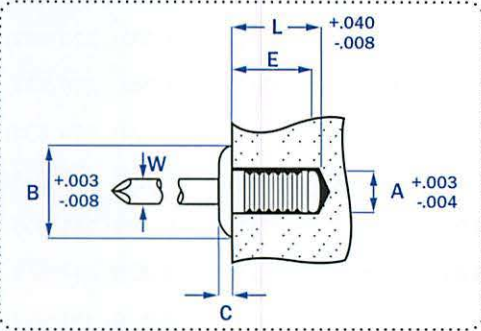
The Super Trifix™ is designed for use in thin sheet metal or soft materials where strength of the riveted joint is of concern. Typically used in repair and replacement of solid rivets in truck bodies, these rivets offer superior shear and tensile strength then that of the standard Tri-Fix™. The mandrel stays within the shear plane and breaks flush with the head. A neoprene washer is affixed under the head to make a weather tight seal. Due to the externally locked mandrel, a special nose piece is required for the installation tool.



| PART NUMBER | RIVET SIZE | LENGTH | HEAD DIA | HEAD HEIGHT | MANDREL DIA | OVERALL LENGTH | GRIP RANGE | HOLE SIZE | SHEAR | TENSILE |
|---------------|------------|-----------------|----------------|----------------|----------------|------------------|-----------------------------|------------------------------|--------|---------|
| | | | | | | | | | LBS. F | LBS. F |
| ABL0623/ STFX | 3/16" | .807 (20.5) | .449 (11.4) | .079 (2.00) | .122 (3.10) | .935 (23.75) | .012 - .197 (0.5 - 5.0) | .209 - .220 (5.30 - 5.60) | 733 | 427 |
| ABL0633/ STFX | (5.2)* | 1.043 (26.5) | | | | 1.171 (29.75) | .177 - .433 (4.5 - 11.0) | | | |

*3/16"
 These rivets are made according to a DIN standard in which the body diameter is actually .205 (5.2mm). The 3/16" inch designation has been applied as a reference only as the actual rivet is .205 diameter. Please insure the hole design is .208 - .221 to accommodate the rivet.

RIVETKING® GROOVED RIVETS™



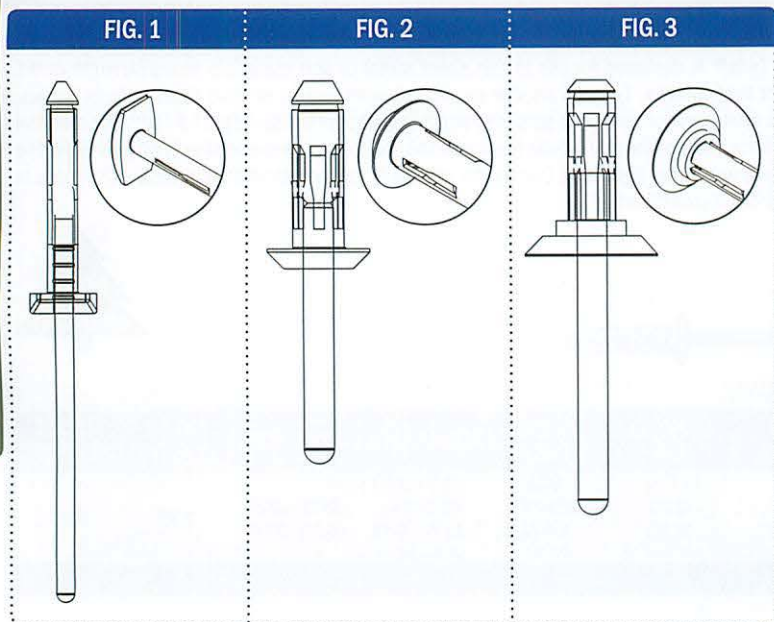
Grooved Rivets are designed to be installed within a hole made of a fibered material such as wood and some low-medium density plastics. When set properly, the annular rings of the grooved rivet will bite into the wood or plastic and will radially expand within the hole. Keep in mind, this rivet is designed to expand within a hole and not at the rear side like most blind rivets. Only one fibered material is necessary as long as it is the final substrate. Other materials can be fastened to wood products as long as it is between the head and the wood. In this case be sure there is enough material thickness of the fiber material so the rivet can seat properly.

RIVET: ALUMINUM
 MANDREL: STEEL, TRIVALENT ZINC PLATED



| RIVET DIA. | PART NUMBER | GRIP RANGE | LENGTH | HEAD DIA | HEAD HEIGHT | MANDREL DIA | SHEAR | TENSILE |
|------------|--------------------|------------|--------|----------|-------------|-------------|-------|---------|
| | | | | | | | | |
| 1/8" | ABSM3.2X6/GROOVED | .039 | .236 | .256 | .031 | .071 | 134 | 180 |
| | ABSM4.0X8/GROOVED | .157 | .315 | | | | | |
| 5/32" | ABSM4.0X12/GROOVED | .236 | .472 | .315 | .039 | .087 | 202 | 315 |
| | ABSM4.0X16/GROOVED | .315 | .630 | | | | | |
| | ABSM4.8X8/GROOVED | .157 | .315 | | | | | |
| 3/16" | ABSM4.8X10/GROOVED | .236 | .394 | | | | 360 | 585 |
| | ABSM4.8X12/GROOVED | .315 | .472 | | | | | |
| | ABSM4.8X14/GROOVED | .394 | .551 | .374 | .043 | .108 | | |
| | ABSM4.8X18/GROOVED | .512 | .709 | | | | | |
| | ABSM4.8X21/GROOVED | .591 | .827 | | | | | |
| | ABSM4.8X24/GROOVED | .787 | .945 | | | | | |

RIVETKING® PLASTIC TRIFIX® RIVETS

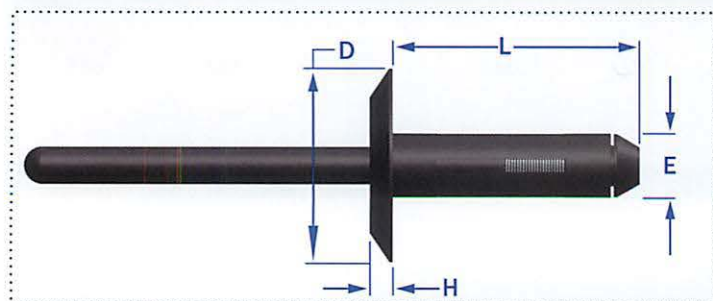


Plastic TRIFIX® Rivets are typically used to fasten fabric composites for automotive interiors panels. Produced of black Supertough Nylon and Acetal grade, the TriFix® has been tested for shear/tensile strength and can withstand vibration for the life of the fastener. Other industrial applications include fastening plastics, metal, fiberglass, plastic composites, fabric, and glass. Plastic fasteners are non-conductive, non-corrosive and contain UV inhibitor layer to prevent UV light deterioration.

RIVETS CAN BE SET WITH THE NEW RK-PL (TOOL SHOWN)




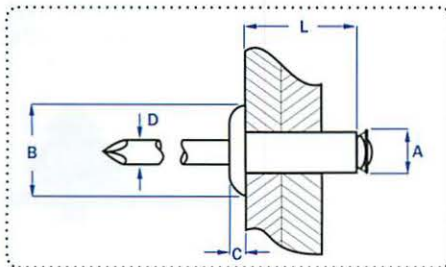
| PART NUMBER | D | | H | | E | | L | | HOLE SIZE | HEAD STYLE | REF. DRAWING | SHEAR | TENSILE |
|---------------|----------------|--------------------------|---------------|---------------|---------------|---------------|---------------|----------|-----------|------------|--------------|-------|---------|
| | RIVET DIAMETER | | HEAD DIAMETER | | HEAD HEIGHT | | LENGTH | | | | | | |
| | NOMINAL | GRIP RANGE | NOMINAL | HEAD HEIGHT | NOMINAL | MAX. | INCH | LBSF (N) | | | | | |
| INCH (METRIC) | INCH (METRIC) | INCH (METRIC) | INCH (METRIC) | INCH (METRIC) | INCH (METRIC) | INCH (METRIC) | INCH (METRIC) | LBSF (N) | LBSF (N) | | | | |
| APL-R286 | 0.154 (3.91) | .236 - .419 (6.0 - 10.6) | .315 (8.0) | .098 (2.5) | 1.024 (26.0) | 0.156 (4.0) | Rectangle | Fig. 1 | 40 (177) | 82 (364) | | | |
| APL-D305 | 0.195 (4.95) | .059 - .177 (1.5 - 4.5) | .472 (12.0) | .130 (3.3) | .728 (18.5) | 0.197 (5.0) | Protruding | Fig.2 | 68 (302) | 120 (533) | | | |
| APL-D236 | 0.195 (4.95) | .118 - .236 (3.0 - 6.0) | .472 (12.0) | .071 (1.8) | .787 (20.0) | 0.197 (5.0) | Protruding | Fig.2 | 68 (302) | 120 (533) | | | |
| APL-D177 | 0.195 (4.95) | .118 - .177 (3.0 - 4.5) | .472 (12.0) | .071 (1.8) | .787 (20.0) | 0.197 (5.0) | Protruding | Fig.2 | 68 (302) | 120 (533) | | | |
| APL-D308 | 0.195 (4.95) | .236 - .394 (6.0 - 10.0) | .472 (12.0) | .071 (1.8) | .984 (25.0) | 0.197 (5.0) | Protruding | Fig.2 | 68 (302) | 120 (533) | | | |
| APL-D309 | 0.195 (4.95) | .118 - .157 (3.0 - 4.0) | .354 (9.0) | .071 (1.8) | .650 (16.5) | 0.197 (5.0) | Protruding | Fig.2 | 68 (302) | 120 (533) | | | |
| APL-D330 | 0.234 (5.94) | .157 - .335 (4.0 - 8.5) | .512 (13.0) | .098 (2.5) | 1.102 (28.0) | 0.236 (6.0) | Protruding | Fig.2 | 110 (489) | 181 (805) | | | |
| APL-L349 | 0.246 (6.25) | .157 - .236 (4.0 - 6.0) | .669 (17.0) | .098 (2.5) | .709 (18.0) | 0.250 (6.35) | Protruding | Fig.2 | 121 (538) | 194 (862) | | | |
| APL-L350 | 0.246 (6.25) | .157 - .394 (4.0 - 10.0) | .669 (17.0) | .098 (2.5) | 1.102 (28.0) | 0.250 (6.35) | Protruding | Fig.2 | 121 (538) | 194 (862) | | | |
| APL-L351 | 0.246 (6.25) | .157 - .394 (4.0 - 10.0) | .512 (13.0) | .098 (2.5) | 1.102 (28.0) | 0.250 (6.35) | Protruding | Fig.2 | 121 (538) | 194 (862) | | | |
| APL-C353 | 0.246 (6.25) | .028 - .193 (0.7 - 4.9) | .670 (17.0) | .098 (2.5) | .682 (17.4) | 0.250 (6.35) | Protruding | Fig.2 | 121 (538) | 194 (862) | | | |
| APL-C354 | 0.246 (6.25) | .028 - .178 (0.7 - 4.5) | .670 (17.0) | .098 (2.5) | .682 (17.4) | 0.250 (6.35) | Countersunk | Fig.3 | 121 (538) | 194 (862) | | | |
| APL-D385 | 0.258 (6.55) | .098 - .197 (2.5 - 5.0) | .512 (13.0) | .098 (2.5) | .787 (20.0) | 0.260 (6.6) | Countersunk | Fig.3 | 137 (609) | 219 (974) | | | |
| APL-L386 | 0.258 (6.55) | .098 - .197 (2.5 - 5.0) | .709 (18.0) | .098 (2.5) | .787 (20.0) | 0.26 (6.6) | Protruding | Fig.2 | 137 (609) | 219 (974) | | | |



RIVETKING® PLR™ RIVET

ALUMINUM/ STEEL

SPECIALTY BLIND RIVETS



RivetKing® PLR™ Rivet work great in plastic and soft materials with out of round holes. The rivet is scored by the mandrel and split into three parts. TS-16949 produced and when applicable on steel, trivalent zinc plated for ROHS and GMW3044 compliance.

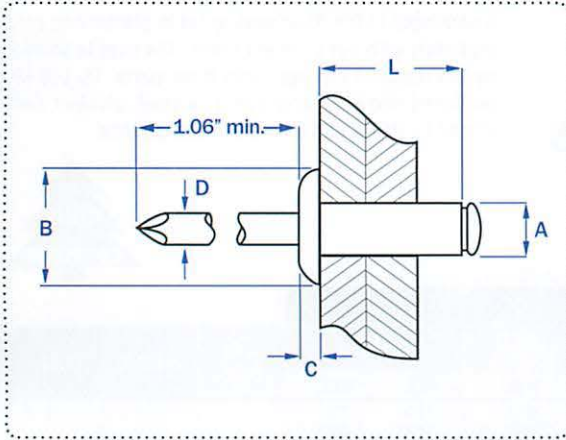


| RIVET SIZE | PART NUMBER | GRIP RANGE MAX. | A | | B | | C | L | | HOLE SIZE | SHEAR | TENSILE |
|-----------------|-----------------|-----------------|----------------|----------------|---------------|---------------|-------------|--------|--------|-----------|-------|---------|
| | | | SHANK DIAMETER | SHANK DIAMETER | HEAD DIAMETER | HEAD DIAMETER | HEAD HEIGHT | LENGTH | LENGTH | | | |
| | | | MIN. | MAX. | MIN. | MAX. | MAX. | MIN. | MAX. | | | |
| 1/8" | ABSM3.2X8/PLR | .138 | .121 | .129 | .229 | .264 | .051 | .315 | .354 | .129 | 225 | 270 |
| | ABSM3.2X10/PLR | .197 | .121 | .129 | .229 | .264 | .051 | .394 | .433 | | | |
| | ABSM3.2X12/PLR | .275 | .121 | .129 | .229 | .264 | .051 | .472 | .511 | | | |
| | ABSM3.2X14/PLR | .354 | .121 | .129 | .229 | .264 | .051 | .551 | .590 | | | |
| | ABSM3.2X16/PLR | .433 | .121 | .129 | .229 | .264 | .051 | .630 | .669 | | | |
| ABSM3.2X18/PLR | .512 | .121 | .129 | .229 | .264 | .051 | .709 | .748 | | | | |
| 5/32" | ABSM4X8/PLR | .157 | .152 | .158 | .272 | .331 | .067 | .315 | .354 | .165 | 324 | 325 |
| | ABSM4X10/PLR | .236 | .152 | .158 | .272 | .331 | .067 | .394 | .433 | | | |
| | ABSM4X12/PLR | .315 | .152 | .158 | .272 | .331 | .067 | .472 | .511 | | | |
| | ABSM4X14/PLR | .393 | .152 | .158 | .272 | .331 | .067 | .551 | .590 | | | |
| | ABSM4X16/PLR | .479 | .152 | .158 | .272 | .331 | .067 | .630 | .669 | | | |
| | ABSM4X18/PLR | .551 | .152 | .158 | .272 | .331 | .067 | .709 | .748 | | | |
| | ABSM4X20/PLR | .630 | .152 | .158 | .272 | .331 | .067 | .787 | .826 | | | |
| ABSM4X25/PLR | .826 | .152 | .158 | .272 | .331 | .067 | .984 | 1.023 | | | | |
| 3/16" | ABSM4.8X10/PLR | .197 | .183 | .193 | .327 | .398 | .079 | .394 | .433 | .196 | 405 | 353 |
| | ABSM4.8X12/PLR | .275 | .183 | .193 | .327 | .398 | .079 | .472 | .511 | | | |
| | ABSM4.8X14/PLR | .354 | .183 | .193 | .327 | .398 | .079 | .551 | .590 | | | |
| | ABSM4.8X16/PLR | .433 | .183 | .193 | .327 | .398 | .079 | .630 | .669 | | | |
| | ABSM4.8X18/PLR | .512 | .183 | .193 | .327 | .398 | .079 | .709 | .748 | | | |
| | ABSM4.8X21/PLR | .630 | .183 | .193 | .327 | .398 | .079 | .827 | .865 | | | |
| | ABSM4.8X24/PLR | .748 | .183 | .193 | .327 | .398 | .079 | .945 | .984 | | | |
| | ABSM4.8X27/PLR | .866 | .183 | .193 | .327 | .398 | .079 | 1.063 | 1.102 | | | |
| | ABSM4.8X30/PLR | .984 | .183 | .193 | .327 | .398 | .079 | 1.181 | 1.220 | | | |
| | ABSM4.8X32/PLR | 1.063 | .183 | .193 | .327 | .398 | .079 | 1.260 | 1.248 | | | |
| | ABSM4.8X35/PLR | 1.181 | .183 | .193 | .327 | .398 | .079 | 1.378 | 1.417 | | | |
| | ABSM4.8X40/PLR | 1.260 | .183 | .193 | .327 | .398 | .079 | 1.575 | 1.614 | | | |
| ABSM4.8X45/PLR | 1.456 | .183 | .193 | .327 | .398 | .079 | 1.772 | 1.810 | | | | |
| ABSM4.8X51/PLR | 1.653 | .183 | .193 | .327 | .398 | .079 | 1.968 | 2.007 | | | | |
| 5MM | ABSM5X40/PLR | 1.260 | .193 | .201 | .342 | .413 | .079 | 1.575 | 1.614 | .204 | 450 | 472 |
| | ABSM5X45/PLR | 1.456 | .193 | .201 | .342 | .413 | .079 | 1.772 | 1.810 | | | |
| | ABSM5X50/PLR | 1.653 | .193 | .201 | .342 | .413 | .079 | 1.968 | 2.007 | | | |
| | ABSM5X55/PLR | 1.850 | .193 | .201 | .342 | .413 | .079 | 2.165 | 2.204 | | | |
| | ABSM5X60/PLR | 2.047 | .193 | .201 | .342 | .413 | .079 | 2.362 | 2.401 | | | |
| | ABSM5X65/PLR | 2.244 | .193 | .201 | .342 | .413 | .079 | 2.559 | 2.598 | | | |
| | ABSM5X70/PLR | 2.440 | .193 | .201 | .342 | .413 | .079 | 2.756 | 2.795 | | | |
| | ABSM5X75/PLR | 2.677 | .193 | .201 | .342 | .413 | .079 | 2.952 | 2.991 | | | |
| | ABSM5X80/PLR | 2.834 | .193 | .201 | .342 | .413 | .079 | 3.149 | 3.188 | | | |
| | ABSM5X90/PLR | 3.149 | .193 | .201 | .342 | .413 | .079 | 3.543 | 3.582 | | | |
| | ABSM5X100/PLR | 3.543 | .193 | .201 | .342 | .413 | .079 | 3.937 | 3.976 | | | |
| | ABSM5X110/PLR | 3.937 | .193 | .201 | .342 | .413 | .079 | 4.330 | 4.369 | | | |
| | ABSM5X120/PLR | 4.330 | .193 | .201 | .342 | .413 | .079 | 4.724 | 4.763 | | | |
| | ABSM5X130/PLR | 4.724 | .193 | .201 | .342 | .413 | .079 | 5.118 | 5.157 | | | |
| | ABSM5X140/PLR | 5.119 | .193 | .201 | .342 | .413 | .079 | 5.512 | 5.551 | | | |
| | ABSM5X150/PLR | 5.511 | .193 | .201 | .342 | .413 | .079 | 5.905 | 5.944 | | | |
| | ABSM5X160/PLR | 5.905 | .193 | .201 | .342 | .413 | .079 | 6.299 | 6.338 | | | |
| ABSM5X170/PLR | 6.299 | .193 | .201 | .342 | .413 | .079 | 6.693 | 6.732 | | | | |
| ABSM5X180/PLR | 6.692 | .193 | .201 | .342 | .413 | .079 | 7.086 | 7.125 | | | | |
| ABSM5X190/PLR | 7.086 | .193 | .201 | .342 | .413 | .079 | 7.480 | 7.519 | | | | |
| 1/4" | ABSM6.4X35/PLR | 1.181 | .246 | .256 | .457 | .528 | .106 | 1.378 | 1.417 | .260 | 550 | 786 |
| | ABSM6.4X50/PLR | 1.653 | .246 | .256 | .457 | .528 | .106 | 1.968 | 2.007 | | | |
| | ABSM6.4X80/PLR | 2.834 | .246 | .256 | .457 | .528 | .106 | 3.149 | 3.188 | | | |
| | ABSM6.4X100/PLR | 3.543 | .246 | .256 | .457 | .528 | .106 | 3.937 | 3.976 | | | |
| | ABSM6.4X120/PLR | 4.330 | .246 | .256 | .457 | .528 | .106 | 4.724 | 4.763 | | | |
| | ABSM6.4X150/PLR | 5.511 | .246 | .256 | .457 | .528 | .106 | 5.905 | 5.944 | | | |
| | ABSM6.4X175/PLR | 6.496 | .246 | .256 | .457 | .528 | .106 | 6.890 | 6.928 | | | |
| ABSM6.4X200/PLR | 7.480 | .246 | .256 | .457 | .528 | .106 | 7.874 | 7.913 | | | | |

RIVETKING® LONG LENGTH RIVET

ALUMINUM/ STEEL LONG LENGTH BLIND RIVETS DOME HEAD

SPECIALTY BLIND RIVETS



Long length blind rivets are used in areas that require a thick grip range that goes beyond standard sizes. Used in insulation, roofing or other industrial extended grip, blind side applications.



RIVET: ALUMINUM
MANDREL: STEEL, TRIVALENT ZINC PLATED

| PART NUMBER | A | GRIP RANGE MIN-MAX | L | B | C | D | HOLE SIZE MAX | SHEAR LBS. | TENSILE LBS. |
|--------------|-------------|-----------------------|---------------|------------------|---------------------|---------------------|------------------|---------------|-----------------|
| | RIVET SIZE | | LENGTH MAX | HEAD DIA NOM. | HEAD HEIGHT NOM. | MANDREL DIA NOM. | | | |
| | | | | | | | | | |
| 01050004035 | 5/32" | 1.02 - 1.25 | 1.38 | .300 | .047 | .083 | .161 | 180 | 220 |
| 01050004040 | | 1.25 - 1.44 | 1.57 | | | | | | |
| 01050005040 | | 1.18 - 1.38 | 1.57 | | | | | | |
| 01050005045 | | 1.37 - 1.58 | 1.77 | | | | | | |
| 01050005050 | | 1.57 - 1.77 | 1.97 | | | | | | |
| 01050005055 | | 1.77 - 1.98 | 2.17 | | | | | | |
| 01050005060 | | 1.98 - 2.17 | 2.37 | | | | | | |
| 01050005065 | | 2.17 - 3.26 | 2.57 | | | | | | |
| 01050005070 | | 2.36 - 2.56 | 2.77 | | | | | | |
| 01050005075 | | 2.56 - 2.75 | 2.95 | | | | | | |
| 01050005080 | 3/16"*** | 2.76 - 2.95 | 3.15 | .366 | .060 | .108 | .200 | 450 | 618 |
| 01050005090 | | 2.95 - 3.35 | 3.54 | | | | | | |
| 010500050100 | | 3.35 - 3.74 | 3.93 | | | | | | |
| 010500050110 | | 3.74 - 4.13 | 4.33 | | | | | | |
| 010500050120 | | 1.14 - 4.53 | 4.72 | | | | | | |
| 010500050130 | | 4.52 - 4.92 | 5.12 | | | | | | |
| 010500050140 | | 4.92 - 5.32 | 5.52 | | | | | | |
| 010500050150 | | 5.32 - 5.71 | 6.29 | | | | | | |
| 010500050160 | | 5.71 - 5.91 | 4.77 | | | | | | |
| 010500050170 | | 6.10 - 6.50 | 6.70 | | | | | | |
| 010500050180 | 6.50 - 6.89 | 7.09 | | | | | | | |
| 010500050190 | 6.89 - 7.29 | 7.50 | | | | | | | |
| 01050006480 | 1/4" | 1.65 - 2.87 | 3.15 | .512 | .079 | .142 | 2.56 | 550 | 765 |
| 010500064100 | | 2.87 - 3.66 | 3.93 | | | | | | |
| 010500064120 | | 3.66 - 4.45 | 4.72 | | | | | | |
| 010500064150 | | 4.45 - 5.63 | 6.91 | | | | | | |
| 010500064175 | | 5.63 - 6.61 | 6.89 | | | | | | |
| 010500064200 | | 6.61 - 7.60 | 7.87 | | | | | | |

3/16" **

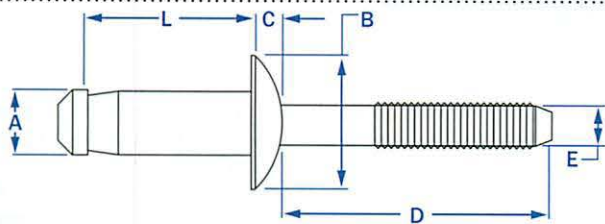
The 3/16" rivets are made according to din7337 standard in which the body diameter is actually 5mm (.196). The 3/16" inch designation has been applied as a reference only as the actual rivet is .196 diameter. Please insure the hole design is greater than .200 to accommodate the rivet.

RIVETKING® STEMLOCK®

THE FOLLOWING PRODUCT IS COVERED UNDER THE FOLLOWING PATENT/TRADEMARK: 3,504,665

STRUCTURAL BLIND RIVETS • STEEL/ ALUMINUM

STRUCTURAL BLIND RIVETS



The Stemlock® is an advanced structural fastening solution that has among the highest shear and tensile values available because the mandrel is locked into the shear plane. The internal locking mechanism insures positive mandrel retention and will break flush with the head. The Stemlock® is designed to form a bearing surface flange at the rear side of the substrate. This rear flange is perfect for thin sheets or imperfect holes offering impressive clamp up forces without deforming the substrate.

AVAILABLE MATERIALS: ALL STEEL, ALL ALUMINUM DOME HEAD



| RIVET SIZE | PART NUMBER | STANDARD FLANGE | | | | | | | | |
|------------|-------------|-----------------|--------------|--------------|-----------|-------------|--------------|--------------------|----------------|------------------|
| | | GRIP RANGE | RIVET LENGTH | BODY | HEAD DIA. | HEAD HEIGHT | MANDREL DIA. | BACKSIDE CLEARANCE | SHEAR STRENGTH | TENSILE STRENGTH |
| | | MIN. - MAX. | MAX. | DIA. | MAX. | MAX. | DIA. | MIN. | LBF | LBF |
| 1/4" | STMS-0812 | .068 - .138 | .539 | .263 .271 | .530 | .110 | N/R | .480 | 2,360 | 1,978 |
| | STMS-0813 | .110 - .189 | .590 | | | | | | 2,698 | |
| | STMS-0814 | .132 - .211 | .612 | | | | | | 2,810 | |
| | STMS-0815 | .189 - .268 | .669 | | | | | | 2,810 | |
| | STMS-0817 | .268 - .346 | .747 | | | | | | 3,147 | |
| | STMS-0818 | .295 - .374 | .775 | | | | | | 3,372 | |
| | STMS-0819 | .346 - .425 | .826 | | | | | | 3,597 | |
| | STMS-0821 | .425 - .504 | .905 | | | | | | 3,597 | |
| 1/4" | STMA-0812 | .068 - .138 | .539 | .263 .271 | .530 | .110 | N/R | .480 | 1,124 | 600 |
| | STMA-0813 | .110 - .189 | .590 | | | | | | 1,349 | |
| | STMA-0814 | .132 - .211 | .612 | | | | | | 1,394 | |
| | STMA-0815 | .189 - .268 | .669 | | | | | | 1,460 | |
| | STMA-0817 | .268 - .346 | .747 | | | | | | 1,574 | |
| | STMA-0818 | .295 - .374 | .775 | | | | | | 1,574 | |
| | STMA-0819 | .346 - .425 | .826 | | | | | | 1,574 | |
| | STMA-0821 | .425 - .504 | .905 | | | | | | 1,574 | |



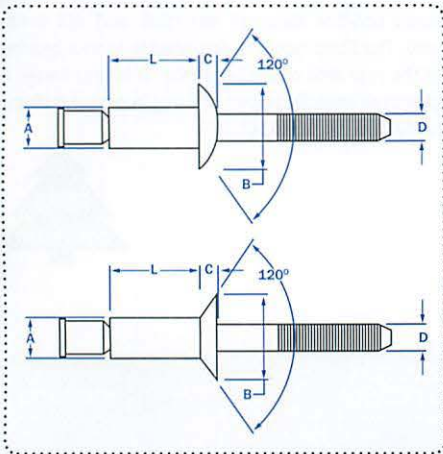
RIVETKING® TIGERBOLT®

THE FOLLOWING PRODUCT IS COVERED UNDER THE FOLLOWING PATENT/TRADEMARK: 2,386,588

STRUCTURAL BLIND RIVETS • EXTERNAL LOCKING

AVAILABLE IN STEEL, ALUMINUM, AND STAINLESS STEEL

* A Special nose piece is required to set externally locked structural blind rivets.



The RivetKing® Tigerbolt® is a structural rivet with an external locking feature. This locking feature is visible after the rivet is applied. When applied, the special nose piece that is required to set the rivet creates a small expansion of a shoulder on the mandrel in a pocket located on the surface of the rivet head. The locking feature can then be inspected and confirmed to be effective during assembly. The Tigerbolt® has a stronger clamp up than the In-lock® and is tighter at minimum grip. The mandrel is retained within the shear plane yielding high strength under shear loads and the external lock insures positive mandrel retention which results in high strength under pullout loads. Typically used in the manufacturing or repair of truck bodies, the Tigerbolt® is leak resistant and has excellent clamp-up force. The Tigerbolt® has a wide grip range and is offered in two diameters and two lengths. The mandrel breaks flush with the head when applied and is set with a special nose piece.



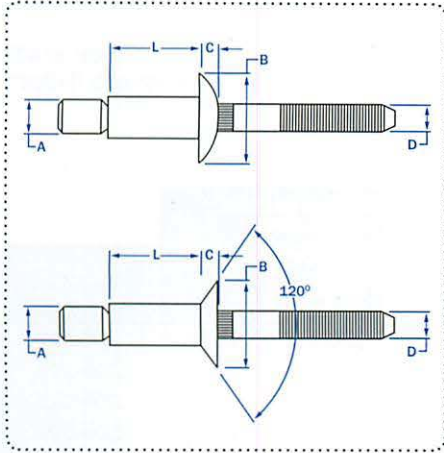
| MATERIAL | PART NUMBER | RIVET SIZE | GRIP RANGE | | HEAD STYLE | LENGTH | HEAD DIA | HEAD HEIGHT | MANDREL DIA | HOLE SIZE | SHEAR | TENSILE | MANDREL PUSHOUT |
|-----------|----------------|------------|-------------|-------|------------|--------|----------|-------------|-------------|-------------------|-------|---------|-----------------|
| | | | MIN. - MAX. | MAX. | | | | | | | | | |
| ALUMINUM | ABA - 64 - TB | 3/16" | .062 - .250 | .416 | Dome | .416 | .400 | .090 | .118 | .194 - .204 (#10) | 674 | 495 | 50 |
| | ABA - 67 - TB | | .062 - .437 | .577 | Dome | .577 | .400 | .090 | .118 | | | | |
| | ABA - 86 - TB | 1/4" | .080 - .375 | .556 | Dome | .556 | .530 | .117 | .157 | .261 - .276 (G) | 1349 | 944 | 100 |
| | ABA - 810 - TB | | .080 - .625 | .847 | Dome | .847 | .530 | .117 | .157 | | | | |
| | ACA - 88 - TB | | .125 - .500 | .722 | C'sunk | .722 | .420 | .070 | .157 | | | | |
| STEEL | SBS - 64 - TB | 3/16" | .062 - .250 | .297 | Dome | .297 | .400 | .090 | .118 | .194 - .204 (#10) | 1438 | 1147 | 100 |
| | SBS - 67 - TB | | .062 - .437 | .360 | Dome | .360 | .400 | .090 | .118 | | | | |
| | SBS - 86 - TB | 1/4" | .080 - .375 | .422 | Dome | .422 | .530 | .117 | .157 | .261 - .276 (G) | 2675 | 2360 | 250 |
| | SBS - 810 - TB | | .080 - .625 | .485 | Dome | .485 | .530 | .117 | .157 | | | | |
| | SCS - 88 - TB | | .125 - .500 | .547 | C'sunk | .547 | .420 | .070 | .157 | | | | |
| STAINLESS | FBF - 64 - TB | 3/16" | .062 - .250 | .375 | Dome | .375 | .400 | .090 | .118 | .194 - .204 (#10) | 1438 | 1146 | 100 |
| | FBF - 67 - TB | | .062 - .437 | .437 | Dome | .437 | .400 | .090 | .118 | | | | |
| | FBF - 86 - TB | 1/4" | .080 - .375 | .500 | Dome | .500 | .530 | .117 | .157 | .261 - .276 (G) | 2630 | 2360 | 250 |
| | FBF - 810 - TB | | .080 - .625 | 1.195 | Dome | 1.195 | .530 | .117 | .157 | | | | |
| | FCF - 88 - TB | | .125 - .500 | 1.320 | C'sunk | 1.320 | .420 | .070 | .157 | | | | |



AVAILABLE IN STEEL, ALUMINUM, AND STAINLESS STEEL

* Any nose piece can be used. No special requirement.

COMPLIANT WITH IFI 134



The RivetKing® In-Lock® is a structural rivet with an internal locking feature. The locking feature is not visible when the rivet is applied. The mandrel is retained within the shear plane yielding high strength under shear loads and the internal lock insures positive mandrel retention which results in high strength under pullout loads. Typically used in the manufacturing or repair of truck bodies, the In-Lock® is leak resistant and has excellent clamp-up force. The In-Lock® has a wide grip range and is offered in two diameters and two lengths. The mandrel breaks flush with the head when applied and is set without a special nose piece.

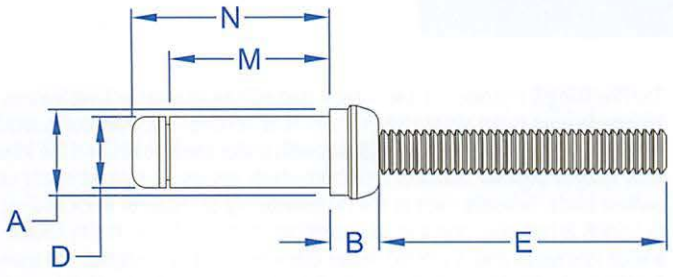
STRUCTURAL BLIND RIVETS

| MATERIAL | PART NUMBER | A | | HEAD STYLE | L | | B | | C | | D | |
|-----------|------------------|-------------|-------------|------------|--------|-----------|-------------|--------------|-------------------|-------|---------|-----------------|
| | | RIVET SIZE | GRIP RANGE | | LENGTH | HEAD DIA. | HEAD HEIGHT | MANDREL DIA. | HOLE SIZE | SHEAR | TENSILE | MANDREL PUSHOUT |
| | | | MIN. - MAX. | | MAX. | NOM. | NOM. | REF. | MIN. - MAX. | LBS.F | LBS.F | LBS.F |
| ALUMINUM | ABA - 64 - STR | 3/16" | .062 - .270 | Dome | .415 | | | | | | | |
| | ABA - 67 - STR | | .214 - .437 | Dome | .572 | .385 | .085 | .118 | .191 - .201 (#10) | 550 | 450 | 50 |
| | ABA - 67E - STR | | .062 - .437 | Dome | .572 | | | | | | | |
| | ABA - 86 - STR | 1/4" | .080 - .375 | Dome | .560 | | | | | | | |
| | ABA - 810 - STR | | .350 - .625 | Dome | .810 | .525 | .117 | .157 | .261 - .272 (G) | 1270 | 830 | 100 |
| | ABA - 810E - STR | | .080 - .625 | Dome | .810 | | | | | | | |
| | ACA - 88 - STR | NEW! | .160 - .475 | C'sunk | .660 | .405 | .070 Ref | .157 | | | | |
| | ABA - 1212 - STR | 3/8" | .120 - .560 | Dome | .843 | .770 | .177 MAX | .232 | .392 - .408 | 2950 | 1900 | 250 |
| STEEL | SBS - 64 - STR | 3/16" | .062 - .270 | Dome | .415 | | | | | | | |
| | SBS - 67 - STR | | .214 - .437 | Dome | .572 | .385 | .085 | .118 | .194 - .204 (#10) | 1300 | 1000 | 150 |
| | SBS - 67E - STR | | .062 - .437 | Dome | .572 | | | | | | | |
| | SBS - 86 - STR | 1/4" | .080 - .375 | Dome | .560 | | | | | | | |
| | SBS - 810 - STR | | .350 - .625 | Dome | .810 | .525 | .117 | .157 | .261 - .276 (G) | 2400 | 1850 | 300 |
| | SBS - 810E - STR | | .080 - .625 | Dome | .810 | | | | | | | |
| | SCS - 88 - STR | NEW! | .160 - .475 | C'sunk | .660 | .405 | .070 Ref. | .157 | | | | |
| | SBS - 1212 - STR | 3/8" | .120 - .560 | Dome | .843 | .770 | .177 MAX | .232 | .392 - .408 | 5600 | 4000 | 650 |
| STAINLESS | FBF - 64 - STR | 3/16" | .062 - .270 | Dome | .415 | | | | | | | |
| | FBF - 67 - STR | | .214 - .437 | Dome | .572 | .385 | .090 | .118 | .194 - .204 (#10) | 1300 | 1000 | 100 |
| | FBF - 67E - STR | | .062 - .437 | Dome | .572 | | | | | | | |
| | FBF - 86 - STR | 1/4" | .080 - .375 | Dome | .560 | | | | | | | |
| | FBF - 810 - STR | | .350 - .625 | Dome | .810 | .525 | .117 | .157 | .261 - .276 (G) | 2400 | 1850 | 200 |
| | FBF - 810E - STR | | .080 - .625 | Dome | .810 | | | | | | | |
| | FCF - 88 - STR | | .160 - .475 | C'sunk | .660 | .405 | .070 Ref | .157 | | | | |

RIVETKING® RIVBOLT™

THE FOLLOWING PRODUCT IS COVERED UNDER THE FOLLOWING PATENT/TRADENAME: 3,504,676

STEEL/ STEEL



The RivetKing® RivBolt™ is ideal for high strength blind precision applications. The RivetKing® RivBolt™ is engineered for the truck/trailer, HVAC, automotive, rail car and structural racking systems. The RivetKing® RivBolt™ has a high shear and tensile value with clamp up for vibration resistance.

Tamper proof easy install from one side of the application with RivetKing® RK-756 or RK-745 tools. The RivetKing® RivBolt™ will break flush in the proper grip range.

MINIMUM VALUES IN NOMINAL GRIP**

| PART NUMBER | DIAMETER | GRIP RANGE | A | B | C | D | E | M | N | SHEAR | TENSILE | HOLE DIAMETER |
|-------------|----------|-------------|-----------|-----------|------|-----------|-------|-------|-------|-------|---------|---------------|
| | | | | | MAX. | | | REF. | MAX. | | | |
| RB6-2 | 3/16" | .093-.156 | .276-.286 | .152-.168 | .015 | .196-.206 | .785 | .376 | .500 | 2800 | 1800 | .208-.222 |
| RB6-3 | 3/16" | .157-.219 | .276-.286 | .152-.168 | .015 | .196-.206 | .785 | .439 | .562 | 2800 | 1800 | .208-.222 |
| RB6-4 | 3/16" | .220-.281 | .276-.286 | .152-.168 | .015 | .196-.206 | .785 | .501 | .625 | 2800 | 1800 | .208-.222 |
| RB6-5 | 3/16" | .282-.344 | .276-.286 | .152-.168 | .015 | .196-.206 | .785 | .564 | .687 | 2800 | 1800 | .208-.222 |
| RB6-6 | 3/16" | .345-.406 | .276-.286 | .152-.168 | .015 | .196-.206 | .785 | .626 | .750 | 2800 | 1800 | .208-.222 |
| RB6-7 | 3/16" | .407-.469 | .276-.286 | .152-.168 | .015 | .196-.206 | .785 | .689 | .812 | 2800 | 1800 | .208-.222 |
| RB6-8 | 3/16" | .470-.531 | .276-.286 | .152-.168 | .015 | .196-.206 | .785 | .751 | .875 | 2800 | 1800 | .208-.222 |
| RB6-9 | 3/16" | .532-.594 | .276-.286 | .152-.168 | .015 | .196-.206 | .785 | .814 | .937 | 2800 | 1800 | .208-.222 |
| RB6-10 | 3/16" | .595-.656 | .276-.286 | .152-.168 | .015 | .196-.206 | .785 | .876 | 1.000 | 2800 | 1800 | .208-.222 |
| RB6-11 | 3/16" | .657-.719 | .276-.286 | .152-.168 | .015 | .196-.206 | .785 | .939 | 1.062 | 2800 | 1800 | .208-.222 |
| RB6-12 | 3/16" | .720-.781 | .276-.286 | .152-.168 | .015 | .196-.206 | .785 | 1.001 | 1.125 | 2800 | 1800 | .208-.222 |
| RB8-2 | 1/4" | .093-.156 | .368-.380 | .205-.225 | .020 | .262-.275 | .860 | .460 | .620 | 5100 | 3250 | .277-.292 |
| RB8-3 | 1/4" | .157-.219 | .368-.380 | .205-.225 | .020 | .262-.275 | .860 | .523 | .682 | 5100 | 3250 | .277-.292 |
| RB8-4 | 1/4" | .220-.281 | .368-.380 | .205-.225 | .020 | .262-.275 | .860 | .585 | .745 | 5100 | 3250 | .277-.292 |
| RB8-5 | 1/4" | .282-.344 | .368-.380 | .205-.225 | .020 | .262-.275 | .860 | .648 | .807 | 5100 | 3250 | .277-.292 |
| RB8-6 | 1/4" | .345-.406 | .368-.380 | .205-.225 | .020 | .262-.275 | .860 | .710 | .870 | 5100 | 3250 | .277-.292 |
| RB8-7 | 1/4" | .407-.469 | .368-.380 | .205-.225 | .020 | .262-.275 | .860 | .773 | .932 | 5100 | 3250 | .277-.292 |
| RB8-8 | 1/4" | .470-.531 | .368-.380 | .205-.225 | .020 | .262-.275 | .860 | .835 | .995 | 5100 | 3250 | .277-.292 |
| RB8-9 | 1/4" | .532-.594 | .368-.380 | .205-.225 | .020 | .262-.275 | .860 | .898 | 1.057 | 5100 | 3250 | .277-.292 |
| RB8-10 | 1/4" | .595-.656 | .368-.380 | .205-.225 | .020 | .262-.275 | .860 | .960 | 1.120 | 5100 | 3250 | .277-.292 |
| RB8-11 | 1/4" | .657-.719 | .368-.380 | .205-.225 | .020 | .262-.275 | .860 | 1.023 | 1.182 | 5100 | 3250 | .277-.292 |
| RB8-12 | 1/4" | .720-.781 | .368-.380 | .205-.225 | .020 | .262-.275 | .860 | 1.085 | 1.245 | 5100 | 3250 | .277-.292 |
| RB10-4 | 5/16" | .188-.312 | .468-.478 | .266-.278 | .025 | .332-.346 | 1.285 | .695 | .875 | 8050 | 5200 | .348-.368 |
| RB10-6 | 5/16" | .313-.437 | .468-.478 | .266-.278 | .025 | .332-.346 | 1.285 | .820 | 1.000 | 8050 | 5200 | .348-.368 |
| RB10-8 | 5/16" | .438-.562 | .468-.478 | .266-.278 | .025 | .332-.346 | 1.285 | .945 | 1.125 | 8050 | 5200 | .348-.368 |
| RB10-10 | 5/16" | .563-.687 | .468-.478 | .266-.278 | .025 | .332-.346 | 1.285 | 1.070 | 1.250 | 8050 | 5200 | .348-.368 |
| RB10-12 | 5/16" | .688-.812 | .468-.478 | .266-.278 | .025 | .332-.346 | 1.285 | 1.195 | 1.375 | 8050 | 5200 | .348-.368 |
| RB10-14 | 5/16" | .813-.937 | .468-.478 | .266-.278 | .025 | .332-.346 | 1.285 | 1.320 | 1.500 | 8050 | 5200 | .348-.368 |
| RB10-16 | 5/16" | .938-1.062 | .468-.478 | .266-.278 | .025 | .332-.346 | 1.285 | 1.445 | 1.625 | 8050 | 5200 | .348-.368 |
| RB12-4 | 3/8" | .188-.312 | .553-.563 | .315-.327 | .030 | .393-.411 | 1.230 | .766 | .969 | 11100 | 7250 | .413-.435 |
| RB12-6 | 3/8" | .313-.437 | .553-.563 | .315-.327 | .030 | .393-.411 | 1.230 | .891 | 1.094 | 11100 | 7250 | .413-.435 |
| RB12-8 | 3/8" | .438-.562 | .553-.563 | .315-.327 | .030 | .393-.411 | 1.230 | 1.016 | 1.219 | 11100 | 7250 | .413-.435 |
| RB12-10 | 3/8" | .563-.687 | .553-.563 | .315-.327 | .030 | .393-.411 | 1.230 | 1.141 | 1.344 | 11100 | 7250 | .413-.435 |
| RB12-12 | 3/8" | .688-.812 | .553-.563 | .315-.327 | .030 | .393-.411 | 1.230 | 1.266 | 1.469 | 11100 | 7250 | .413-.435 |
| RB12-14 | 3/8" | .813-.937 | .553-.563 | .315-.327 | .030 | .393-.411 | 1.230 | 1.391 | 1.594 | 11100 | 7250 | .413-.435 |
| RB12-16 | 3/8" | .938-1.062 | .553-.563 | .315-.327 | .030 | .393-.411 | 1.230 | 1.516 | 1.719 | 11100 | 7250 | .413-.435 |
| RB12-18 | 3/8" | 1.063-1.187 | .553-.563 | .315-.327 | .030 | .393-.411 | 1.230 | 1.641 | 1.844 | 11100 | 7250 | .413-.435 |
| RB12-20 | 3/8" | 1.188-1.312 | .553-.563 | .315-.327 | .030 | .393-.411 | 1.230 | 1.766 | 1.969 | 11100 | 7250 | .413-.435 |

**These are minimum shear and tensile strengths, in pounds, of installed fasteners, when tested in a grip equal to or greater than one and one half the fastener diameter.

RIVETKING® COLLAR BOLT MULTI-GRIP

GRIPS

| NOM. BODY DIA. | PART NUMBER | | | | GRIP RANGE | | LENGTH | MANDREL DIA. | MAX HOLE SIZE |
|----------------|-------------|------|----------|----------|------------|---------|--------|--------------|---------------|
| | CATEGORY | HEAD | MATERIAL | DIA-GRIP | MIN. | MAX. | | | |
| 3/16" | CBMRP | T | R | 6 - 10 | 0.062 | - 0.625 | 1.788 | .183 - .187 | 0.203 |
| | CBMGP | T | R | 6 - 20 | 0.312 | - 1.250 | 2.730 | | |
| 1/4" | CBMGP | T | R | 8 - 10 | 0.063 | - 0.625 | 1.965 | .245 - .249 | 0.265 |
| | CBMGP | T | R | 8 - 20 | 0.312 | - 1.250 | 2.560 | | |
| 5/16" | CBMGP | T | R | 10 - 12 | 0.125 | - 0.750 | 2.340 | .307 - .311 | 0.328 |
| | CBMGP | T | R | 10 - 22 | 0.625 | - 1.375 | 2.840 | | |
| 3/8" | CBMGP | T | R | 12 - 14 | 0.125 | - 0.875 | 2.875 | .369 - .375 | 0.390 |
| | CBMGP | T | R | 12 - 26 | 0.812 | - 1.625 | 3.500 | | |

HEADS

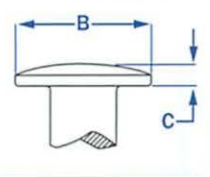
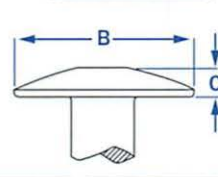
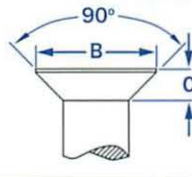
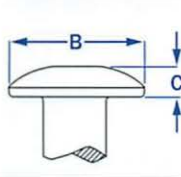
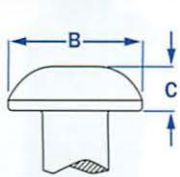
BUTTON HEAD

TRUSS HEAD

FLUSH HEAD

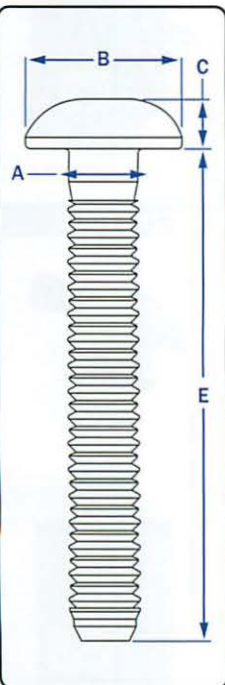
BROAD TRUSS HEAD

RIVET HEAD



| NOM. HEAD DIAMETER | HEAD DIAMETER | BUTTON HEAD (B) | | TRUSS HEAD (T) | | FLUSH HEAD (90) | | BROAD TRUSS HEAD (30) | | RIVET HEAD (98T) | |
|--------------------|---------------|-----------------|-------------|----------------|-------------|-----------------|-------------|-----------------------|-------------|------------------|-------------|
| | | HEAD DIAMETER | HEAD HEIGHT | HEAD DIAMETER | HEAD HEIGHT | HEAD DIAMETER | HEAD HEIGHT | HEAD DIAMETER | HEAD HEIGHT | HEAD DIAMETER | HEAD HEIGHT |
| 3/16" | 10 | .356 - .394 | .113 - .125 | N/A | N/A | .323 - .359 | .092 - .102 | N/A | N/A | .450 - .488 | .91 - .105 |
| | 20 | .356 - .394 | .113 - .125 | N/A | N/A | .323 - .359 | .076 - .087 | N/A | N/A | .450 - .488 | .91 - .105 |
| 1/4" | 10 | .475 - .525 | .136 - .152 | .531 - .594 | .103 - .115 | .433 - .478 | .119 - .128 | ** | .138 - .162 | N/A | N/A |
| | 20 | .475 - .525 | .136 - .152 | .531 - .594 | .103 - .115 | .433 - .478 | .102 - .115 | ** | .138 - .162 | N/A | N/A |
| 5/16" | 12 | .594 - .656 | .181 - .201 | .703 - .797 | .127 - .141 | .542 - .594 | .149 - .162 | N/A | N/A | N/A | N/A |
| | 22 | .594 - .656 | .181 - .201 | .703 - .797 | .127 - .141 | .542 - .594 | .129 - .142 | N/A | N/A | N/A | N/A |
| 3/8" | 14 | .713 - .787 | .223 - .248 | .828 - .922 | .152 - .168 | .651 - .714 | .178 - .195 | 1.188 - 1.25 | .188 - .212 | N/A | N/A |
| | 26 | .713 - .787 | .223 - .248 | .828 - .922 | .190 - .200 | .651 - .714 | .153 - .170 | 1.188 - 1.25 | .188 - .212 | N/A | N/A |

** STEEL .937 ALUMINUM 1.063

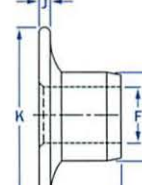
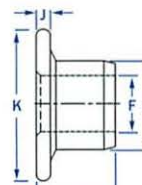
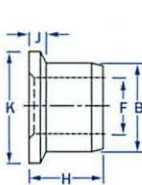


COLLAR DIMENSIONS

MGC

MGC-S

MGC-W



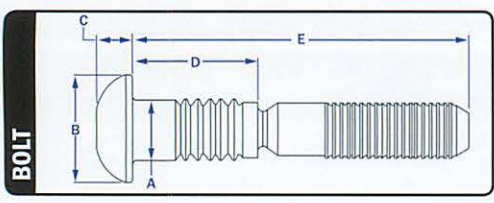
| COLLAR | DIAMETER | HOLE DIAMETER (F) | BODY DIAMETER (B) | OVERALL LENGTH (H) | HEAD HEIGHT (J) | FLANGE DIAMETER (K) |
|--------|----------|-------------------|-------------------|--------------------|-----------------|---------------------|
| MGC | 3/16" | .189 - .195 | .307 - .313 | .265 - .285 | .040 - .052 | .365 - .385 |
| MGC | 1/4" | .250 - .260 | .399 - .405 | .360 - .390 | .055 - .070 | .480 - .520 |
| MGC | 5/16" | .312 - .320 | .501 - .509 | .430 - .446 | .069 - .086 | .605 - .645 |
| MGC | 3/8" | .376 - .384 | .603 - .611 | .490 - .520 | .086 - .100 | .730 - .770 |
| MGC-S | 3/16" | .189 - .195 | .308 - .315 | .290 - .320 | .085 - .115 | .495 - .535 |
| MGC-W | 3/16" | .189 - .195 | .307 - .314 | .290 - .320 | .090 - .115 | .640 - .754 |
| MGC-W | 1/4" | .250 - .260 | .399 - .405 | .432 - .462 | .115 - .145 | .855 - 1.00 |

MATERIALS

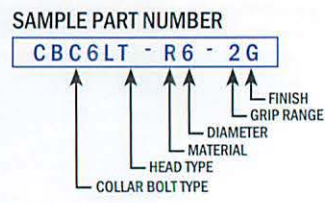
| NOM. BODY DIA. | | STEEL (S2) | ALUMINUM 6061 (A6) |
|----------------|---------|------------|--------------------|
| 3/16" | SHEAR | 1725 | 750 |
| | TENSILE | 1400 | 900 |
| 1/4" | SHEAR | 2200 | 1200 |
| | TENSILE | 2550 | 1620 |
| 5/16" | SHEAR | 3000 | 2200 |
| | TENSILE | 3910 | 2500 |
| 3/8" | SHEAR | 4200 | 3000 |
| | TENSILE | 5625 | 4000 |



RIVETKING® COLLAR BOLT FIXED GRIP



COLLAR BOLT
Industrial Rivet's part numbers are made up of six elements which, when correctly designated, completely describe the desired rivet.



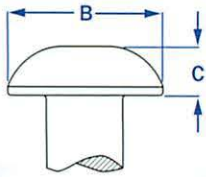
| GRIPS | | PART NUMBER | | | | GRIP RANGE | | NOTCH LENGTH | OVERALL LENGTH | MAX HOLE SIZE |
|----------------|----------|-------------|----------|----------|---------|------------|-------|--------------|----------------|---------------|
| NOM. BODY DIA. | CATEGORY | HEAD | MATERIAL | DIA-GRIP | PLATING | MIN. | MAX. | | | |
| 3/16" | CBC6L | T | R | 6-2 | G | 0.063 | 0.188 | 0.394 | 1.404 | 0.203 |
| | CBC6L | T | R | 6-3 | G | 0.125 | 0.250 | 0.457 | 1.466 | |
| | CBC6L | T | R | 6-4 | G | 0.188 | 0.313 | 0.519 | 1.529 | |
| | CBC6L | T | R | 6-5 | G | 0.250 | 0.375 | 0.582 | 1.591 | |
| | CBC6L | T | R | 6-6 | G | 0.313 | 0.438 | 0.644 | 1.654 | |
| | CBC6L | T | R | 6-7 | G | 0.375 | 0.500 | 0.707 | 1.716 | |
| | CBC6L | T | R | 6-8 | G | 0.438 | 0.563 | 0.769 | 1.779 | |
| | CBC6L | T | R | 6-9 | G | 0.500 | 0.625 | 0.832 | 1.841 | |
| | CBC6L | T | R | 6-10 | G | 0.563 | 0.688 | 0.894 | 1.904 | |
| | CBC6L | T | R | 6-11 | G | 0.625 | 0.750 | 0.957 | 1.966 | |
| | CBC6L | T | R | 6-12 | G | 0.688 | 0.813 | 1.019 | 2.029 | |
| | CBC6L | T | R | 6-13 | G | 0.750 | 0.875 | 1.082 | 2.091 | |
| | CBC6L | T | R | 6-14 | G | 0.813 | 0.938 | 1.144 | 2.154 | |
| | CBC6L | T | R | 6-15 | G | 0.875 | 1.000 | 1.207 | 2.216 | |
| | CBC6L | T | R | 6-16 | G | 0.938 | 1.063 | 1.269 | 2.279 | |
| | CBC6L | T | R | 6-17 | G | 1.000 | 1.125 | 1.332 | 2.341 | |
| | CBC6L | T | R | 6-18 | G | 1.063 | 1.188 | 1.394 | 2.404 | |
| | CBC6L | T | R | 6-19 | G | 1.125 | 1.250 | 1.457 | 2.466 | |
| | CBC6L | T | R | 6-20 | G | 1.188 | 1.313 | 1.519 | 2.529 | |
| | 1/4" | CBC6L | T | R | 8-2 | G | 0.063 | 0.188 | 0.485 | |
| CBC6L | | T | R | 8-3 | G | 0.125 | 0.250 | 0.548 | 1.583 | |
| CBC6L | | T | R | 8-4 | G | 0.188 | 0.313 | 0.610 | 1.645 | |
| CBC6L | | T | R | 8-5 | G | 0.250 | 0.375 | 0.673 | 1.708 | |
| CBC6L | | T | R | 8-6 | G | 0.313 | 0.438 | 0.735 | 1.770 | |
| CBC6L | | T | R | 8-7 | G | 0.375 | 0.500 | 0.798 | 1.833 | |
| CBC6L | | T | R | 8-8 | G | 0.438 | 0.563 | 0.860 | 1.895 | |
| CBC6L | | T | R | 8-9 | G | 0.500 | 0.625 | 0.923 | 1.958 | |
| CBC6L | | T | R | 8-10 | G | 0.563 | 0.688 | 0.985 | 2.020 | |
| CBC6L | | T | R | 8-11 | G | 0.625 | 0.750 | 1.048 | 2.083 | |
| CBC6L | | T | R | 8-12 | G | 0.688 | 0.813 | 1.110 | 2.145 | |
| CBC6L | | T | R | 8-13 | G | 0.750 | 0.875 | 1.173 | 2.208 | |
| CBC6L | | T | R | 8-14 | G | 0.813 | 0.938 | 1.235 | 2.270 | |
| CBC6L | | T | R | 8-15 | G | 0.875 | 1.000 | 1.298 | 2.333 | |
| CBC6L | | T | R | 8-16 | G | 0.938 | 1.063 | 1.360 | 2.395 | |
| CBC6L | | T | R | 8-17 | G | 1.000 | 1.125 | 1.423 | 2.458 | |
| CBC6L | | T | R | 8-18 | G | 1.063 | 1.188 | 1.485 | 2.520 | |
| CBC6L | | T | R | 8-19 | G | 1.125 | 1.250 | 1.548 | 2.583 | |
| CBC6L | | T | R | 8-20 | G | 1.188 | 1.313 | 1.610 | 2.645 | |
| 5/16" | | CBC6L | T | R | 10-4 | G | 0.125 | 0.375 | 0.749 | 1.910 |
| | CBC6L | T | R | 10-6 | G | 0.250 | 0.500 | 0.874 | 2.035 | |
| | CBC6L | T | R | 10-8 | G | 0.375 | 0.625 | 0.999 | 2.160 | |
| | CBC6L | T | R | 10-10 | G | 0.500 | 0.750 | 1.124 | 2.285 | |
| | CBC6L | T | R | 10-12 | G | 0.625 | 0.875 | 1.249 | 2.410 | |
| | CBC6L | T | R | 10-14 | G | 0.750 | 1.000 | 1.374 | 2.535 | |
| | CBC6L | T | R | 10-16 | G | 0.875 | 1.125 | 1.499 | 2.660 | |
| | CBC6L | T | R | 10-18 | G | 1.000 | 1.250 | 1.624 | 2.785 | |
| | CBC6L | T | R | 10-20 | G | 1.125 | 1.375 | 1.749 | 2.910 | |
| | CBC6L | T | R | 12-4 | G | 0.125 | 0.375 | 0.934 | 2.246 | 0.391 |
| CBC6L | T | R | 12-6 | G | 0.250 | 0.500 | 0.934 | 2.246 | | |
| CBC6L | T | R | 12-8 | G | 0.375 | 0.625 | 1.059 | 2.371 | | |
| CBC6L | T | R | 12-10 | G | 0.500 | 0.750 | 1.184 | 2.496 | | |
| CBC6L | T | R | 12-12 | G | 0.625 | 0.875 | 1.309 | 2.621 | | |
| CBC6L | T | R | 12-14 | G | 0.750 | 1.000 | 1.434 | 2.746 | | |
| CBC6L | T | R | 12-16 | G | 0.875 | 1.125 | 1.559 | 2.871 | | |
| CBC6L | T | R | 12-18 | G | 1.000 | 1.250 | 1.684 | 2.996 | | |
| CBC6L | T | R | 12-20 | G | 1.125 | 1.375 | 1.809 | 3.121 | | |



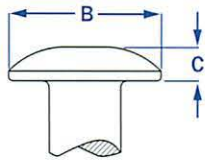
RIVETKING® COLLAR BOLT FIXED GRIP

HEADS

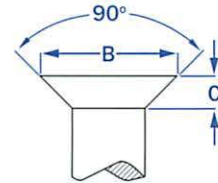
BRAZIER HEAD



TRUSS HEAD



FLUSH HEAD



| NOM. BODY DIA. | BRAZIER HEAD (B) | | TRUSS HEAD (T) | | FLUSH HEAD (90) | |
|----------------|-------------------|-----------------|-------------------|-----------------|-------------------|-----------------|
| | HEAD DIAMETER (B) | HEAD HEIGHT (D) | HEAD DIAMETER (B) | HEAD HEIGHT (D) | HEAD DIAMETER (B) | HEAD HEIGHT (D) |
| 3/16" | .394 - .356 | .125 - .113 | .469 - .406 | .088 - .078 | .354 - .328 | .085 - .075 |
| 1/4" | .525 - .475 | .152 - .136 | .594 - .531 | .115 - .103 | .473 - .437 | .113 - .101 |
| 5/16" | .656 - .594 | .201 - .181 | .797 - .703 | .141 - .127 | .589 - .547 | .141 - .127 |
| 3/8" | .787 - .713 | .248 - .223 | .922 - .828 | .168 - .152 | .709 - .656 | .168 - .152 |

Capacity to 1 1/8" Diameter on request

MATERIALS

| NOM. BODY DIA. | | STEEL (R) | ALUMINUM 2024 (C) | ALUMINUM 6061 (F) | STAINLESS Steel 18-8 (U) |
|----------------|---------|-----------|-------------------|-------------------|--------------------------|
| | | 3/16" | SHEAR | 1725 | 1050 |
| | TENSILE | 1650 | 1000 | 530 | 1455 |
| 1/4" | SHEAR | 3050 | 1875 | 1375 | 3550 |
| | TENSILE | 3000 | 1800 | 975 | 3750 |
| 5/16" | SHEAR | 4725 | 2925 | 2125 | 5525 |
| | TENSILE | 4600 | 2850 | 1550 | 4250 |
| 3/8" | SHEAR | 6825 | 4200 | 3050 | 7950 |
| | TENSILE | 6500 | 4200 | 2400 | 6100 |

Capacity to 1 1/8" Diameter on request

RK-745/KIT • MAX 3/8"

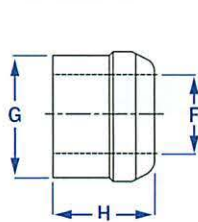


RK-756/KIT • MAX 3/8"

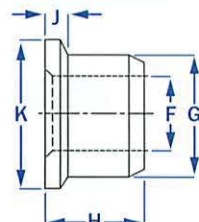


COLLAR DIMENSIONS

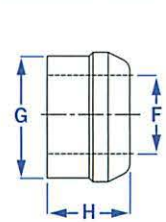
CB2LC



CB3LC



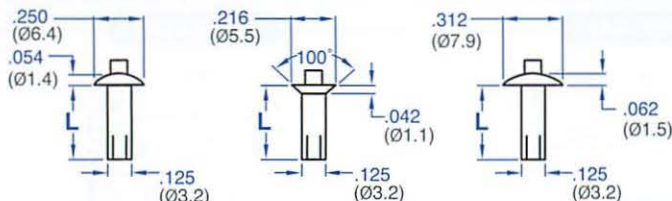
CB8LC



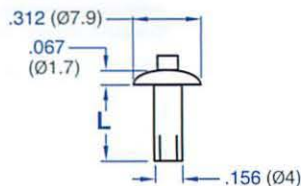
| COLLAR | DIAMETER | HOLE DIAMETER (F) | BODY DIAMETER (G) | OVERALL LENGTH (H) | HEAD HEIGHT (J) | HEAD DIAMETER (K) |
|-------------|----------|-------------------|-------------------|--------------------|-----------------|-------------------|
| STANDARD | 3/16" | .187 - .196 | .311 - .304 | .220 - .260 | | |
| | 1/4" | .256 - .265 | .409 - .402 | .320 - .290 | | |
| | 5/16" | .304 - .312 | .494 - .485 | .380 - .350 | | |
| | 3/8" | .375 - .385 | .600 - .590 | .460 - .430 | | |
| FLANGE | 3/16" | .187 - .196 | .311 - .304 | .280 - .250 | .062 - .031 | .391 - .359 |
| | 1/4" | .256 - .267 | .409 - .402 | .379 - .349 | .078 - .047 | .516 - .484 |
| | 5/16" | .304 - .312 | .507 - .498 | .426 - .394 | .094 - .062 | .641 - .609 |
| | 3/8" | .378 - .390 | .610 - .599 | .532 - .502 | .125 - .062 | .781 - .719 |
| LOW PROFILE | 3/16" | .187 - .196 | .311 - .304 | .162 - .132 | 0.094 | |
| | 1/4" | .256 - .265 | .409 - .402 | .202 - .172 | 0.125 | |
| | 5/16" | .304 - .312 | .494 - .485 | .255 - .225 | 0.125 | |
| | 3/8" | .375 - .385 | .600 - .590 | .295 - .310 | 0.156 | |

RIVETKING® DRIVE RIVETS

1/8" (Ø 3.2)

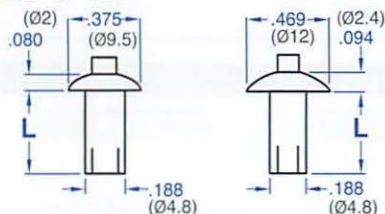


5/32" (Ø 4)

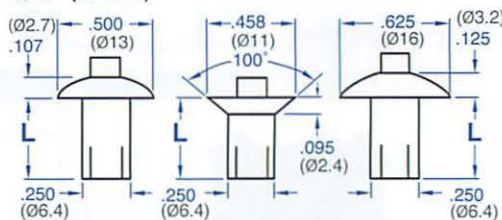


| PART NUMBERS | | | GRIP | | | | PART NUMBERS | |
|----------------|----------------|-------------------|-------------|-------------|-------------|-------------|--------------|----------------|
| UNIVERSAL HEAD | 100° CSK HEAD | FULL BRAZIER HEAD | L | MIN. | NOM. | MAX. | L | UNIVERSAL HEAD |
| DR38-104-02-13 | | | .156 (4) | .047 (1.2) | .063 (1.6) | .078 (2) | .188 (4.8) | |
| DR38-104-03-13 | DR38-504-03-13 | DR38-204-03-13 | .188 (4.8) | .078 (2) | .094 (2.4) | .109 (2.8) | .219 (5.6) | DR38-105-03-13 |
| DR38-104-04-13 | | DR38-204-04-13 | .219 (5.6) | .109 (2.8) | .125 (3.2) | .141 (3.6) | .250 (6.4) | DR38-105-04-13 |
| DR38-104-05-13 | DR38-504-05-13 | DR38-204-05-13 | .250 (6.4) | .141 (3.6) | .156 (4) | .172 (4.4) | .281 (7.1) | DR38-105-05-13 |
| DR38-104-06-13 | | DR38-204-06-13 | .281 (7.1) | .172 (4.4) | .188 (4.8) | .203 (5.2) | .313 (7.9) | DR38-105-06-13 |
| DR38-104-07-13 | DR38-504-07-13 | DR38-204-07-13 | .313 (7.9) | .203 (5.2) | .219 (5.6) | .234 (6) | .344 (8.7) | DR38-105-07-13 |
| DR38-104-08-13 | | | .344 (8.7) | .234 (6) | .250 (6.4) | .266 (6.8) | .375 (9.5) | DR38-105-08-13 |
| DR38-104-09-13 | DR38-504-09-13 | | .375 (9.5) | .266 (6.8) | .281 (7.1) | .297 (7.5) | .406 (10.3) | DR38-105-09-13 |
| DR38-104-10-13 | | | .406 (10.3) | .297 (7.5) | .313 (7.9) | .328 (8.3) | .438 (11.1) | DR38-105-10-13 |
| DR38-104-11-13 | | | .438 (11.1) | .328 (8.3) | .344 (8.7) | .359 (9.1) | .469 (11.9) | |
| DR38-104-12-13 | | DR38-204-12-13 | .469 (11.9) | .359 (9.1) | .375 (9.5) | .391 (9.9) | .500 (12.7) | DR38-105-11-13 |
| | | | | .453 (11.5) | .469 (11.9) | .484 (12.3) | .594 (15.1) | DR38-105-12-13 |
| | | | | .484 (12.3) | .500 (12.7) | .516 (13.1) | .625 (15.9) | DR38-105-13-13 |
| | | | | .609 (15.5) | .625 (15.9) | .641 (16.3) | .750 (19.1) | DR38-105-14-13 |

3/16" Ø 4.8



1/4" (Ø 6.4)

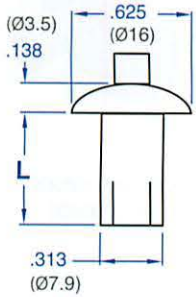


| PART NUMBERS | | | GRIP | | | | PART NUMBERS | | |
|----------------|-------------------|--------------|--------------|--------------|--------------|--------------|----------------|----------------|-------------------|
| UNIVERSAL HEAD | FULL BRAZIER HEAD | L | MIN. | NOM. | MAX. | L | UNIVERSAL HEAD | 100° CSK HEAD | FULL BRAZIER HEAD |
| DR38-106-02-16 | DR38-206-02-16 | .250 (6.4) | .047 (1.2) | .094 (2.4) | .141 (3.6) | .250 (6.4) | DR38-108-02-16 | | DR38-208-02-16 |
| DR38-106-04-16 | DR38-206-04-16 | .281 (7.1) | .078 (2) | .125 (3.2) | .172 (4.4) | .281 (7.1) | DR38-108-04-16 | | DR38-208-04-16 |
| DR38-106-06-16 | DR38-206-06-16 | .344 (8.7) | .141 (3.6) | .188 (4.8) | .234 (6) | .344 (8.7) | DR38-108-06-16 | | DR38-208-06-16 |
| DR38-106-08-16 | DR38-206-08-16 | .406 (10.3) | .203 (5.2) | .250 (6.4) | .297 (7.5) | .416 (10.6) | DR38-108-08-16 | DR38-508-08-16 | DR38-208-08-16 |
| DR38-106-10-16 | DR38-206-10-16 | .469 (11.9) | .266 (6.8) | .313 (7.9) | .359 (9.1) | .469 (11.9) | DR38-108-10-16 | DR38-508-10-16 | DR38-208-10-16 |
| DR38-106-12-16 | DR38-206-12-16 | .531 (13.5) | .328 (8.3) | .375 (9.5) | .422 (10.7) | .531 (13.5) | DR38-108-12-16 | DR38-508-12-16 | DR38-208-12-16 |
| DR38-106-14-16 | DR38-206-14-16 | .594 (15.1) | .391 (9.9) | .438 (11.1) | .484 (12.3) | .594 (15.1) | DR38-108-14-16 | DR38-508-14-16 | DR38-208-14-16 |
| DR38-106-16-16 | DR38-206-16-16 | .656 (16.7) | .453 (11.5) | .500 (12.7) | .547 (13.9) | .656 (16.7) | DR38-108-16-16 | DR38-508-16-16 | DR38-208-16-16 |
| DR38-106-18-16 | DR38-206-18-16 | .719 (18.3) | .516 (13.1) | .563 (14.3) | .609 (15.5) | .719 (18.3) | DR38-108-18-16 | DR38-508-18-16 | DR38-208-18-16 |
| DR38-106-20-16 | DR38-206-20-16 | .781 (19.8) | .578 (14.7) | .625 (15.9) | .672 (17.1) | .781 (19.8) | DR38-108-20-16 | DR38-508-20-16 | DR38-208-20-16 |
| | | | .641 (16.3) | .688 (17.5) | .734 (18.7) | .844 (21.4) | | DR38-508-22-16 | |
| | | | .703 (17.9) | .750 (19.1) | .797 (20.3) | .906 (23) | DR38-108-24-16 | DR38-508-24-16 | DR38-208-24-16 |
| | DR38-206-26-16 | .969 (24.6) | .766 (19.4) | .813 (20.6) | .859 (21.8) | .969 (24.6) | | DR38-508-26-16 | |
| DR38-106-28-16 | | 1.031 (26.2) | .828 (21) | .875 (22.2) | .922 (23.4) | 1.031 (26.2) | DR38-108-28-16 | DR38-508-28-16 | DR38-208-28-16 |
| DR38-106-32-16 | DR38-206-32-16 | 1.156 (29.4) | .953 (24.2) | 1.000 (25.4) | 1.047 (26.6) | 1.156 (29.4) | | | DR38-208-32-16 |
| | | | 1.078 (27.4) | 1.125 (28.6) | 1.171 (29.7) | 1.281 (32.5) | | | DR38-208-36-16 |
| | | | 1.328 (33.7) | 1.375 (34.9) | 1.421 (36.1) | 1.531 (38.9) | | | DR38-208-44-16 |



Large Diameter Aluminum Drive Rivets

5/16" (Ø 7.9)



| GRIP | | | L | PART NUMBERS |
|-------------|-------------|-------------|--------------|----------------|
| MIN. | NOM. | MAX. | | UNIVERSAL HEAD |
| .132 (3.4) | .188 (4.8) | .242 (6.2) | .438 (11.1) | DR38-110-06-16 |
| .226 (5.7) | .281 (7.1) | .336 (8.5) | .531 (13.5) | DR38-110-09-16 |
| .320 (8.1) | .375 (9.5) | .430 (10.9) | .625 (15.9) | DR38-110-12-16 |
| .414 (10.5) | .469 (11.9) | .523 (13.3) | .719 (18.3) | DR38-110-15-16 |
| .508 (12.9) | .563 (14.3) | .617 (15.7) | .813 (20.6) | DR38-110-18-16 |
| .601 (15.3) | .656 (16.7) | .711 (18.1) | .906 (23) | DR38-110-21-16 |
| .695 (17.7) | .750 (19.1) | .804 (20.5) | 1.000 (25.4) | DR38-110-24-16 |
| .789 (20) | .844 (21.4) | .898 (22.8) | 1.094 (27.8) | DR38-110-27-16 |
| .882 (22.4) | .938 (23.8) | .992 (25.2) | 1.188 (30.2) | DR38-110-30-16 |



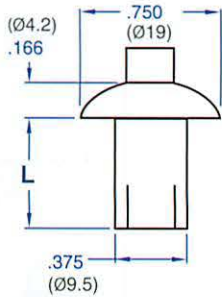
MATERIAL AND FINISH

.125 (Ø 3.2) and .156 (Ø 4)
RIVET: Aluminum, natural.
PIN: 302 Stainless steel, natural.

.188 (Ø 4.8) and .250 (Ø 6.4)
RIVET: Aluminum, natural.
PIN: 7075 Aluminum, natural.


.313 (Ø 7.9) and .375 (Ø 9.5)
RIVET: Aluminum, natural.
PIN: 7075 Aluminum, natural.

3/8" (Ø 9.5)



| GRIP | | | L | PART NUMBERS |
|-------------|-------------|-------------|-------------|----------------|
| MIN. | NOM. | MAX. | | UNIVERSAL HEAD |
| .125 (3.2) | .188 (4.8) | .250 (6.4) | .500 (12.7) | DR38-112-06-16 |
| .219 (5.5) | .281 (7.1) | .344 (8.7) | .594 (15.1) | DR38-112-09-16 |
| .313 (7.9) | .375 (9.5) | .438 (11.1) | .688 (17.5) | DR38-112-12-16 |
| .406 (10.3) | .469 (11.9) | .531 (13.5) | .781 (19.8) | DR38-112-15-16 |
| .500 (12.7) | .563 (14.3) | .625 (15.9) | .875 (22.2) | DR38-112-18-16 |
| .594 (15.1) | .656 (16.7) | .719 (18.3) | .969 (24.6) | DR38-112-21-16 |

Installation for RivetKing® Drive Rivets



INSTALLATION INSTRUCTIONS

1. Use a carbide tipped spiral masonry drill, same diameter as rivet [.250 (Ø 6.4) or .188 (Ø 4.8)]. Drill to any depth, deep enough to permit full insertion of rivet.

2. Insert rivet through material to be attached and into wall. No other parts to apply-rivet works like a nail.

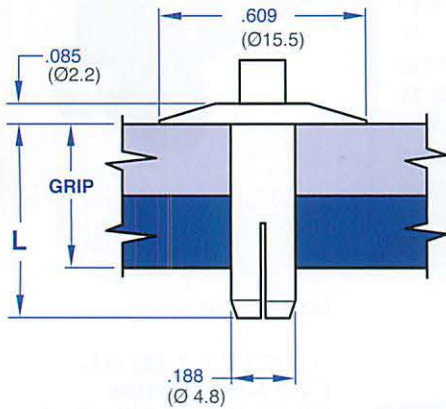
3. Drive the pin just flush with rivet head, using ordinary hammer. Rivet prongs expand deep in masonry where it is strongest.

4. That's all. Attachment is complete. To remove, drill head off or, if hole is deep enough, drive pin through and pull rivet out.

RIVETKING® DRIVE RIVETS

Trailer Liner Rivets

- FAST, EFFICIENT TRAILER LINING • LOW PROFILE, NON-SNAG HEAD DESIGN • SIX SIZES

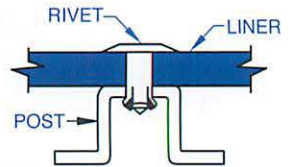


*Grip equals total thickness of all layers to be fastened.

| GRIP | | L | PART NUMBERS | |
|-------------|-------------|-------------|----------------|--|
| MIN. | NOM. | | UNIVERSAL HEAD | |
| .075 (1.9) | .175 (4.4) | .281 (7.1) | DR10-11-706-13 | |
| .175 (4.4) | .275 (7) | .391 (9.9) | DR10-12-706-13 | |
| .275 (7) | .375 (9.5) | .484 (12.3) | DR10-13-706-13 | |
| .375 (9.5) | .475 (12.1) | .578 (14.7) | DR10-14-706-13 | |
| .475 (12.1) | .575 (14.6) | .688 (17.5) | DR10-15-706-13 | |
| .575 (14.6) | .675 (17.1) | .781 (19.8) | DR10-16-706-13 | |

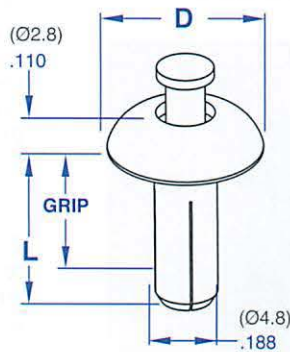


MATERIAL AND FINISH
 RIVET: 2117 Aluminum, natural.
 PIN: 7075 Aluminum, natural.



Tamper-Resistant, Tamper-Evident Rivets

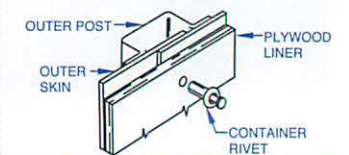
- RECESSED PIN RESISTS BEING DRIVEN THROUGH OR DRILLED OUT
- REMOVAL IS DIFFICULT AND TIME CONSUMING
- NON-SNAG HEAD DESIGN
- AVAILABLE IN 2 DIAMETERS AND 4 GRIP RANGES



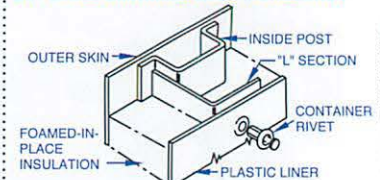
| GRIP | | L | PART NUMBERS | |
|------------|-------------|-------------|------------------|------------------|
| MIN. | MAX. | | .468 (Ø 12) HEAD | .615 (Ø 16) HEAD |
| .075 (1.9) | .175 (4.4) | .281 (7.1) | DR10-99-106-11 | DR10-99-108-11 |
| .175 (4.4) | .275 (7) | .391 (9.9) | DR10-99-106-12 | DR10-99-108-12 |
| .275 (7) | .375 (9.5) | .484 (12.3) | DR10-99-106-13 | DR10-99-108-13 |
| .375 (9.5) | .475 (12.1) | .578 14.7() | DR10-99-106-14 | DR10-99-108-14 |



MATERIAL AND FINISH
 RIVET: 5052 Aluminum, natural.
 PIN: 5556 Aluminum, natural.



DRY CARGO CONTAINER LINER INSTALLATION



F.I.P. REEFER LINER INSTALLATION

RIVETKING® RIVETNUTS



RIVETKING® RIVETNUT PICTORIAL CONTENTS

IKF SERIES®

STANDARD RIVETNUT
RIBBED BODY • LOW PROFILE HEAD



PAGES 03,04,06

IKR SERIES®

STANDARD RIVETNUT • RIBBED BODY
• REDUCED HEAD



PAGE 11

IRL SERIES™

STANDARD RIVETNUT • SMOOTH BODY
• LARGE HEAD



PAGE 02

IRR SERIES™

STANDARD RIVETNUT • SMOOTH BODY
• REDUCED HEAD



PAGE 11

ISR SERIES™

STANDARD RIVETNUT • SWAGING
• STRAIGHT KNURL



PAGES 03,04,06

ISN SERIES®

STANDARD RIVETNUT • SWAGING
• DIAMOND KNURL (FOR PLASTICS)



PAGE 11

IHF SERIES™

STANDARD RIVETNUT • HALF HEX BODY
• LOW PROFILE HEAD



PAGE 02

NKL SERIES™

EUROPEAN STANDARD RIVETNUT
• RIBBED BODY • LARGE HEAD



PAGE 11

NKR SERIES™

EUROPEAN STANDARD RIVETNUT
• RIBBED BODY • REDUCED HEAD



PAGES 03,04,06

NKC SERIES™

EUROPEAN STANDARD RIVETNUT
• RIBBED BODY • COUNTERSUNK HEAD



PAGE 11

NSL SERIES™

EUROPEAN STANDARD RIVETNUTS
• SMOOTH BODY • LARGE SERRATED HEAD



PAGE 02

NHL SERIES™

EUROPEAN STANDARD RIVETNUTS
• FULL HEX BODY • LARGE HEAD



PAGE 11

NHR SERIES™

EUROPEAN STANDARD RIVETNUT
• FULL HEX BODY • REDUCED HEAD



PAGES 03,04,06

IPB SERIES™

STANDARD RIVETNUT • QUADRANUT
• PRE-BULBED SHANK



PAGE 11

IPN SERIES™

STANDARD RIVETNUT • QUADRANUT
• STRAIGHT SHANK



PAGE 02

JK SERIES™

STANDARD RIVETNUT • QUADRANUT
• STAMPED



PAGE 11

JF SERIES™

STANDARD RIVETNUT • RUBBERNUT



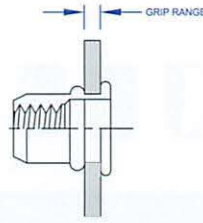
PAGE 11

RIVETKING® RIVETNUT DESIGN CONSIDERATION

RIVETNUTS

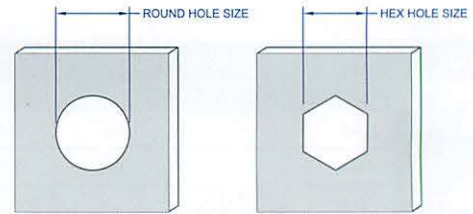
A. GRIP RANGE

Determining the length of the rivet is critical to insure the rivetnut will function as it was designed. If the rivetnut is applied over or under its intended grip range, it will not work properly. Be sure to accommodate for the "theoretical" grip versus the "actual" grip. While two pieces of sheet metal each are .055 thick, it doesn't necessarily mean that the actual grip will be .110. Burrs or bends in the sheet metal could affect the theoretical grip.



B. HOLE SIZE & SHAPE

The Rivetnut will only work if it is within the prescribed hole size. Additionally, the design engineer should calculate the manufacturing tolerances of the hole to insure proper fit so that interference issues will not surface at a later time. Holes should be round for round body rivet nuts, and hex for hex body rivet nuts. Oval, Square or out-of-round shapes require a rivetnut to be custom produced.

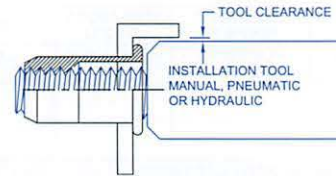


CLEARANCES

This is one of the most common oversights occurring in product designs.

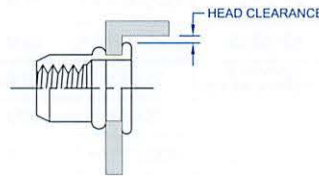
C. TOOL CLEARANCE

Sufficient clearances (above the hole) for which the rivet will go through so that riveting equipment can sufficiently access the hole to be riveted without interference. Be sure to select the riveting equipment in the design phase to prevent the need for customized and potentially costly tooling modifications.



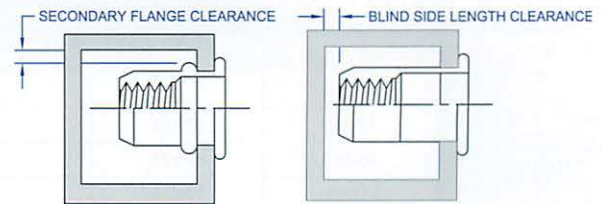
D. HEAD CLEARANCE

Axial access is required on the primary sheet to be riveted to allow for the flange to overlap the hole without interference. When designing the primary hole, make sure to calculate the head diameter and its tolerances and layout the foot print of the head on the hole. This is especially critical when riveting on brackets, near other hardware, or next to bends, folds, extrusions and/or cutouts on the sheet metal.



E. BLIND SIDE CLEARANCE

Since the blind side of the rivet nut is designed to form into a secondary flanged bearing surface, it is important to leave room for the flange to expand and to seat properly. Additionally, the collapsed height is shorter than the height before installation. Make sure the backside can accommodate the entire rivet before riveting. Testing should be done in the design phase to calculate what distances are needed.



GALVANIC ACTION

Galvanic action is seldom considered in design but can often be one of the hidden causes of failures. Galvanic corrosion is accelerated electromechanical corrosion produced when a noble metal is in contact with another less noble metal, both being in corroding medium (such as damp air). The less-noble metal corrodes at faster rate than normal while the noble metal acquires greater corrosion protection. For an example, an aluminum (less-noble metal) rivet in copper (more-noble metal) would cause aluminum to corrode at an accelerated rate while the copper would be virtually unattacked. Should you be in a position of having to join two dissimilar metals, be sure to consult the galvanic series table.

CORROSION PROTECTION

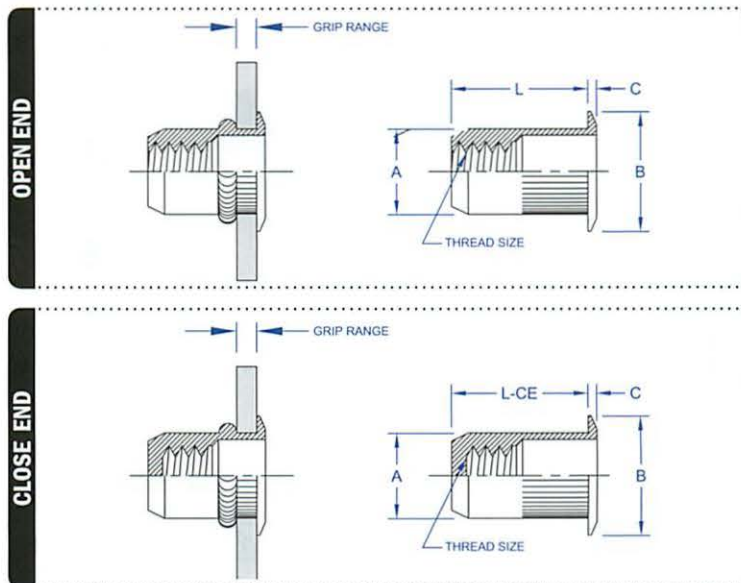
The corrosion factor of a particular rivet is dependent on the corrosivity of the base metal, the protection layer (plating), and the conversion layer (chromate). Being that the most cost effective material to produce is steel, most prefer to protect the steel with a plating such as Zinc and a chromate. Rivetnuts require a specialized plating & wax therefore it is highly suggested the manufacturer perform this task. Do not attempt to reprocess rivetnuts! For standard performance a SST rating (salt spray test) is about 48 hours until Red Rust. Other platings such as Zinc alloy's (ZnNi, ZnFe, ZnTi) that are available which can extend the SST rating to 840 hours until red rust. Be sure the plating is tested by the manufacturer per ASTM B117 standard and that the manufacturers' lab is proficiency tested semi-annually.

IKF SERIES® LOW PROFILE HEAD - KNURLED BODY

THINWALL AMERICAN STANDARD RIVETNUTS



The RivetKing IKF Series is a thinwall Rivetnut with a low profile head. Its design is such that spin/spin tools can easily collapse and properly set the rivet nut. The low profile head is nearly flush and offers greater bearing surface compared with IKR series. Spin-Spin or Spin-Pull tools can be used to apply IKF series rivetnuts.



| INCH | | | | | | | | | |
|-----------|-------------|-----------|-------------|----------------------|-------------------------|------------------------|-----------------------|-------------------|---------------------------|
| PART CODE | THREAD SIZE | GRIP CODE | GRIP RANGE | L LENGTH +/- .015 | L-CE LENGTH +/- .015 | B HEAD DIA +/- .010 | C HEAD HT +/- .003 | A BODY DIA MAX | HOLE SIZE +.006/- .000 |
| 6C1IKF | 6-32 UNC | #1 | .020 - .080 | .420 | .740 | .390 | .030 | .265 | .266 |
| 6C2IKF | 6-32 UNC | #2 | .080 - .130 | .470 | .740 | .390 | .030 | .265 | .266 |
| 8C1IKF | 8-32 UNC | #1 | .020 - .080 | .420 | .740 | .390 | .030 | .265 | .266 |
| 8C2IKF | 8-32 UNC | #2 | .080 - .130 | .470 | .740 | .390 | .030 | .265 | .266 |
| 10C1IKF | 10-24 UNC | #1 | .020 - .130 | .475 | .990 | .415 | .030 | .296 | .297 |
| 10C2IKF | 10-24 UNC | #2 | .130 - .225 | .585 | .990 | .415 | .030 | .296 | .297 |
| 10F1IKF | 10-32 UNF | #1 | .020 - .130 | .475 | .990 | .415 | .030 | .296 | .297 |
| 10F2IKF | 10-32 UNF | #2 | .130 - .225 | .585 | .990 | .415 | .030 | .296 | .297 |
| 25C1IKF | 1/4-20 UNC | #1 | .027 - .165 | .580 | 1.190 | .500 | .030 | .390 | .391 |
| 25C2IKF | 1/4-20 UNC | #2 | .165 - .260 | .680 | 1.190 | .500 | .030 | .390 | .391 |
| 25F1IKF | 1/4-28 UNF | #1 | .027 - .165 | .580 | 1.190 | .500 | .030 | .390 | .391 |
| 25F2IKF | 1/4-28 UNF | #2 | .165 - .260 | .680 | 1.190 | .500 | .030 | .390 | .391 |
| 31C1IKF | 5/16-18 UNC | #1 | .027 - .150 | .690 | 1.390 | .685 | .035 | .530 | .531 |
| 31C2IKF | 5/16-18 UNC | #2 | .150 - .312 | .805 | 1.390 | .685 | .035 | .530 | .531 |
| 31F1IKF | 5/16-24 UNF | #1 | .027 - .150 | .690 | 1.390 | .685 | .035 | .530 | .531 |
| 31F2IKF | 5/16-24 UNF | #2 | .150 - .312 | .805 | 1.390 | .685 | .035 | .530 | .531 |
| 37C1IKF | 3/8-16 UNC | #1 | .027 - .150 | .690 | 1.390 | .685 | .035 | .530 | .531 |
| 37C2IKF | 3/8-16 UNC | #2 | .150 - .312 | .805 | 1.390 | .685 | .035 | .530 | .531 |
| 37F1IKF | 3/8-24 UNC | #1 | .027 - .150 | .690 | 1.390 | .685 | .035 | .530 | .531 |
| 37F2IKF | 3/8-24 UNC | #2 | .150 - .312 | .805 | 1.390 | .685 | .035 | .530 | .531 |
| 50C1IKF | 1/2-13 UNC | #1 | .062 - .200 | 1.150 | 2.365 | .865 | .047 | .685 | .687 |
| 50C2IKF | 1/2-13 UNC | #2 | .200 - .350 | 1.300 | 2.365 | .865 | .047 | .685 | .687 |
| 50C3IKF | 1/2-13 UNC | #3 | .350 - .500 | 1.450 | 2.365 | .865 | .047 | .685 | .687 |

THE PART NUMBER IS COMPLETE BY ADDING THE MATERIAL AND FINISH CODES AS A SUFFIX TO THE PART CODE:

MATERIAL/FINISH CODES: SY = STEEL, ZINC YELLOW ROHS †
 SZ = STEEL, ZINC CLEAR ROHS
 SC = STEEL, CAD YELLOW PLATED
 AP = ALUMINUM, PLAIN †
 3P = 18-8 STAINLESS STEEL, PLAIN †

EXAMPLE:
 Part Code 6C1IKF in Steel,
 Zinc Yellow Plating is... 6C1IKFSY

† Indicates stocked configurations

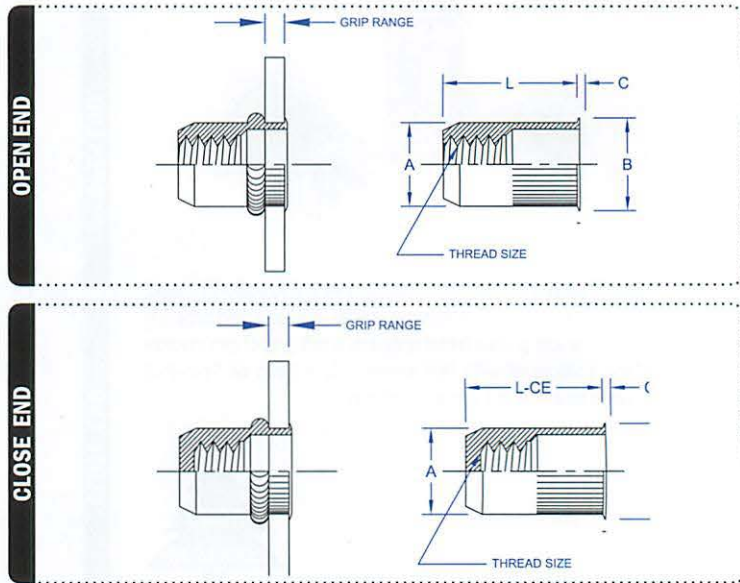
IKR SERIES® REDUCED HEAD - KNURLED BODY

THINWALL AMERICAN STANDARD RIVETNUTS

RIVETNUT RIVETS



The RivetKing IKR Series is a thinwall Rivetnut with a reduced head. Its design is such that spin/spin tools can easily collapse and properly set the rivet nut. The reduced head provides for a completely flush installation in the sheet metal. Spin-Spin or Spin-Pull tools can be used to apply IKF series rivetnuts.



| INCH | | | | | | | | | |
|-----------|-------------|-----------|-------------|----------------------|-------------------------|------------------------|-----------------------|-------------------|---------------------------|
| PART CODE | THREAD SIZE | GRIP CODE | GRIP RANGE | L LENGTH +/- .015 | L-CE LENGTH +/- .015 | B HEAD DIA +/- .010 | C HEAD HT +/- .003 | A BODY DIA MAX | HOLE SIZE +.006/- .000 |
| 6C1IKR | 6-32 UNC | #1 | .020 - .080 | .420 | .740 | .310 | .019 | .265 | .266 |
| 6C2IKR | 6-32 UNC | #2 | .080 - .130 | .470 | .740 | .310 | .019 | .265 | .266 |
| 8C1IKR | 8-32 UNC | #1 | .020 - .080 | .420 | .740 | .310 | .019 | .265 | .266 |
| 8C2IKR | 8-32 UNC | #2 | .080 - .130 | .470 | .740 | .310 | .019 | .265 | .266 |
| 10C1IKR | 10-24 UNC | #1 | .020 - .130 | .475 | .990 | .340 | .019 | .296 | .297 |
| 10C2IKR | 10-24 UNC | #2 | .130 - .225 | .585 | .990 | .340 | .019 | .296 | .297 |
| 10F1IKR | 10-32 UNF | #1 | .020 - .130 | .475 | .990 | .340 | .019 | .296 | .297 |
| 10F2IKR | 10-32 UNF | #2 | .130 - .225 | .585 | .990 | .340 | .019 | .296 | .297 |
| 25C1IKR | 1/4-20 UNC | #1 | .027 - .165 | .580 | 1.190 | .455 | .022 | .390 | .391 |
| 25C2IKR | 1/4-20 UNC | #2 | .165 - .260 | .680 | 1.190 | .455 | .022 | .390 | .391 |
| 25F1IKR | 1/4-28 UNF | #1 | .027 - .165 | .580 | 1.190 | .455 | .022 | .390 | .391 |
| 25F2IKR | 1/4-28 UNF | #2 | .165 - .260 | .680 | 1.190 | .455 | .022 | .390 | .391 |
| 31C1IKR | 5/16-18 UNC | #1 | .027 - .150 | .690 | 1.390 | .595 | .022 | .530 | .531 |
| 31C2IKR | 5/16-18 UNC | #2 | .150 - .312 | .805 | 1.390 | .595 | .022 | .530 | .531 |
| 31F1IKR | 5/16-24 UNF | #1 | .027 - .150 | .690 | 1.390 | .595 | .022 | .530 | .531 |
| 31F2IKR | 5/16-24 UNF | #2 | .150 - .312 | .805 | 1.390 | .595 | .022 | .530 | .531 |
| 37C1IKR | 3/8-16 UNC | #1 | .027 - .150 | .690 | 1.390 | .595 | .022 | .530 | .531 |
| 37C2IKR | 3/8-16 UNC | #2 | .150 - .312 | .805 | 1.390 | .595 | .022 | .530 | .531 |
| 37F1IKR | 3/8-24 UNF | #1 | .027 - .150 | .690 | 1.390 | .595 | .022 | .530 | .531 |
| 37F2IKR | 3/8-24 UNF | #2 | .150 - .312 | .805 | 1.390 | .595 | .022 | .530 | .531 |

THE PART NUMBER IS COMPLETE BY ADDING THE MATERIAL AND FINISH CODES AS A SUFFIX TO THE PART CODE:

MATERIAL/FINISH CODES: SY = STEEL, ZINC YELLOW ROHS †
 SZ = STEEL, ZINC CLEAR ROHS
 SC = STEEL, CAD YELLOW PLATED
 AP = ALUMINUM, PLAIN †
 3P = 18-8 STAINLESS STEEL, PLAIN †

EXAMPLE:
 Part Code 6C1ISR in Steel,
 Zinc Yellow Plating is... 6C1ISRSY
 † Indicates stocked configurations

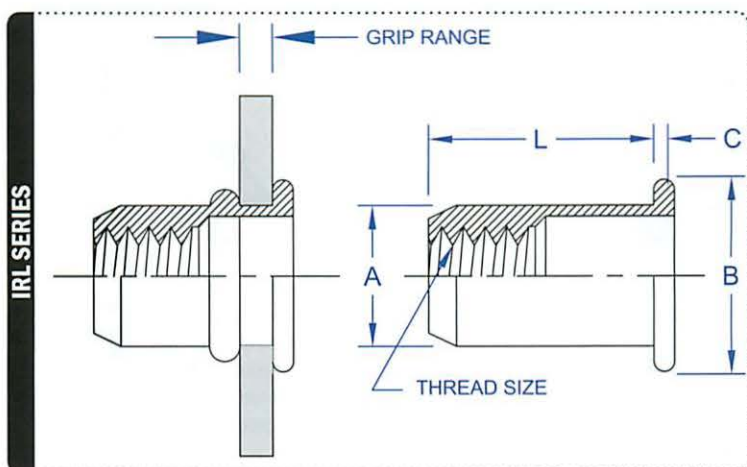
IRL SERIES™ LARGE HEAD - HEAVY DUTY - SMOOTH BODY

THICKWALL AMERICAN STANDARD RIVETNUTS • FOR HEAVY DUTY APPLICATIONS

IRL
RIVETNUT RIVETS



The RivetKing IRL Series is a heavywall/thickwall Rivetnut. This robust design upgrades the thickness of both the body and the head height. The robust IRL series offers higher pullout resistance and increased endurance of the joint and assembly. Spin-Pull tools are recommended for installation of IRL series rivetnuts.



| PART CODE | THREAD SIZE (INCH) | GRIP CODE | GRIP RANGE | LENGTH +/- .015 | HEAD DIA +/- .015 | HEAD HEIGHT NOMINAL | BODY DIA. +.000/- .004 | HOLE SIZE +.003/- .000 |
|-----------|--------------------|-----------|-------------|-----------------|-------------------|---------------------|------------------------|------------------------|
| 4C1IRL | 4-40 UNC | #1 | .010 - .060 | .345 | .270 | .025 | .155 | .155 |
| 4C2IRL | 4-40 UNC | #2 | .060 - .085 | .370 | .270 | .025 | .155 | .155 |
| 4C3IRL | 4-40 UNC | #3 | .085 - .110 | .400 | .270 | .025 | .155 | .155 |
| 6C1IRL | 6-32 UNC | #1 | .010 - .075 | .438 | .325 | .032 | .189 | .189 |
| 6C2IRL | 6-32 UNC | #2 | .075 - .120 | .500 | .325 | .032 | .189 | .189 |
| 6C3IRL | 6-32 UNC | #3 | .120 - .160 | .500 | .325 | .032 | .189 | .189 |
| 8C1IRL | 8-32 UNC | #1 | .010 - .075 | .438 | .357 | .032 | .221 | .221 |
| 8C2IRL | 8-32 UNC | #2 | .075 - .120 | .500 | .357 | .032 | .221 | .221 |
| 8C3IRL | 8-32 UNC | #3 | .120 - .160 | .500 | .357 | .032 | .221 | .221 |
| 10C1IRL | 10-24 UNC | #1 | .010 - .080 | .531 | .406 | .038 | .250 | .250 |
| 10C2IRL | 10-24 UNC | #2 | .080 - .130 | .594 | .406 | .038 | .250 | .250 |
| 10C3IRL | 10-24 UNC | #3 | .130 - .180 | .641 | .406 | .038 | .250 | .250 |
| 10F1IRL | 10-32 UNF | #1 | .010 - .080 | .531 | .406 | .038 | .250 | .250 |
| 10F2IRL | 10-32 UNF | #2 | .080 - .130 | .594 | .406 | .038 | .250 | .250 |
| 10F3IRL | 10-32 UNF | #3 | .130 - .180 | .641 | .406 | .038 | .250 | .250 |
| 25C1IRL | 1/4-20 UNC | #1 | .020 - .080 | .625 | .475 | .058 | .332 | .332 |
| 25C2IRL | 1/4-20 UNC | #2 | .080 - .140 | .687 | .475 | .058 | .332 | .332 |
| 25C3IRL | 1/4-20 UNC | #3 | .140 - .200 | .750 | .475 | .058 | .332 | .332 |
| 31C1IRL | 5/16-18 UNC | #1 | .030 - .125 | .750 | .665 | .062 | .413 | .413 |
| 31C2IRL | 5/16-18 UNC | #2 | .125 - .200 | .875 | .665 | .062 | .413 | .413 |
| 31C3IRL | 5/16-18 UNC | #3 | .200 - .275 | .937 | .665 | .062 | .413 | .413 |
| 37C1IRL | 3/8-16 UNC | #1 | .030 - .125 | .844 | .781 | .088 | .490 | .490 |
| 37C2IRL | 3/8-16 UNC | #2 | .125 - .200 | .938 | .781 | .088 | .490 | .490 |
| 37C3IRL | 3/8-16 UNC | #3 | .200 - .275 | 1.031 | .781 | .088 | .490 | .490 |
| 50C1IRL | 1/2-13 UNC | #1 | .050 - .150 | .906 | .906 | .085 | .625 | .625 |
| 50C2IRL | 1/2-13 UNC | #2 | .150 - .250 | 1.031 | .906 | .085 | .625 | .625 |
| 50C3IRL | 1/2-13 UNC | #3 | .250 - .350 | 1.141 | .906 | .085 | .625 | .625 |

THE PART NUMBER IS COMPLETE BY ADDING THE MATERIAL AND FINISH CODES AS A SUFFIX TO THE PART CODE:

MATERIAL/FINISH CODES: SY = STEEL, ZINC YELLOW ROHS †
 SZ = STEEL, ZINC CLEAR ROHS
 SC = STEEL, CAD YELLOW PLATED
 AP = ALUMINUM, PLAIN †
 3P = 18-8 STAINLESS STEEL, PLAIN †

EXAMPLE:
 Part Code 6C1IRL in Steel,
 Zinc Yellow Plating is... 6C1IRLSZ

† Indicates stocked configurations

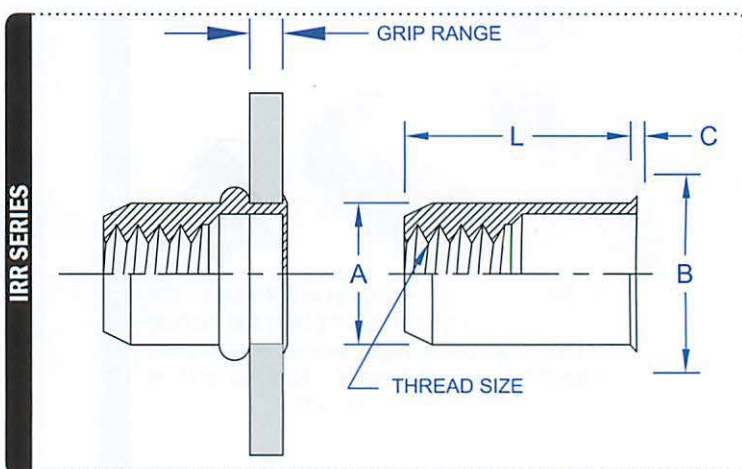
IRR SERIES™ REDUCED HEAD - SMOOTH BODY

THINWALL AMERICAN STANDARD RIVET NUTS • FOR STANDARD HOLE SIZES

RIVETNUTS



The RivetKing IRR Series is a thinwall insert that has been designed specifically for convenience. Often the holes of hardware are pre-drilled or pre-punched to a standard hole size. This may cause difficulties with traditional rivetnuts which require an off-standard hole diameter. The IRR series have been produced to fit in common hole sizes that may be found in pre-designed hardware and assemblies.



| INCH | PART NUMBER | THREAD SIZE (INCH) | GRIP RANGE | LENGTH +/- .015 | HEAD DIA +/- .010 | HEAD HEIGHT +/- .003 | BODY DIA. MAX. | HOLE SIZE +.006/- .000 |
|---------|-------------|--------------------|------------|-----------------|-------------------|----------------------|----------------|------------------------|
| | 6C1IRR | 6-32 UNC | .020-.080 | .385 | .295 | .018 | .249 | .250 |
| | 8C1IRR | 8-32 UNC | .020-.080 | .385 | .295 | .018 | .249 | .250 |
| | 10C1IRR | 10-24 UNC | .020-.130 | .440 | .320 | .020 | .280 | .281 |
| | 10F1IRR | 10-32 UNC | .020-.130 | .440 | .320 | .020 | .280 | .281 |
| | 25C1IRR | 1/4-20 UNC | .030-.165 | .580 | .425 | .022 | .374 | .375 |
| | 25F1IRR | 1/4-28 UNF | .030-.165 | .580 | .425 | .022 | .374 | .375 |
| | 31C1IRR | 5/16-18 UNC | .040-.200 | .690 | .560 | .022 | .499 | .500 |
| | 31F1IRR | 5/16-24 UNF | .040-.200 | .690 | .560 | .022 | .499 | .500 |
| | 37C1IRR | 3/8-16 UNC | .040-.200 | .690 | .560 | .022 | .499 | .500 |
| 37F1IRR | 3/8-24 UNF | .040-.200 | .690 | .560 | .022 | .499 | .500 | |

| METRIC | PART NUMBER | THREAD SIZE (METRIC) | GRIP RANGE | LENGTH +/- .4 | HEAD DIA +/- .25 | HEAD HEIGHT +/- .1 | BODY DIA. MAX. | HOLE SIZE +.05/-0 |
|--------|-------------|----------------------|-------------|---------------|------------------|--------------------|----------------|-------------------|
| | .30C1IRR | M3 | 0.50 - 1.50 | 8.70 | 5.40 | 0.30 | 4.92 | 5.10 |
| | .40C1IRR | M4 | 0.50 - 2.00 | 10.40 | 6.70 | 0.30 | 6.30 | 6.40 |
| | .50C1IRR | M5 | 0.50 - 3.00 | 11.50 | 7.90 | 0.40 | 7.10 | 7.20 |
| | .60C1IRR | M6 | 0.70 - 3.00 | 14.50 | 10.20 | 0.40 | 9.50 | 9.60 |
| | .80C1IRR | M8 | 0.80 - 4.50 | 16.00 | 11.30 | 0.40 | 10.50 | 10.60 |

THE PART NUMBER IS COMPLETE BY ADDING THE MATERIAL AND FINISH CODES AS A SUFFIX TO THE PART CODE:

MATERIAL/FINISH CODES: SY = STEEL, ZINC YELLOW ROHS †
 SZ = STEEL, ZINC CLEAR ROHS
 SC = STEEL, CAD YELLOW PLATED
 AP = ALUMINUM, PLAIN †
 3P = 18-8 STAINLESS STEEL, PLAIN †

EXAMPLE:
 Part Code 6C1IRR in Steel,
 Zinc Yellow Plating is... 6C1IRLSZ

† Indicates stocked configurations

IPB & IPN SERIES™ QUADRAFOLD™ RIVETNUT

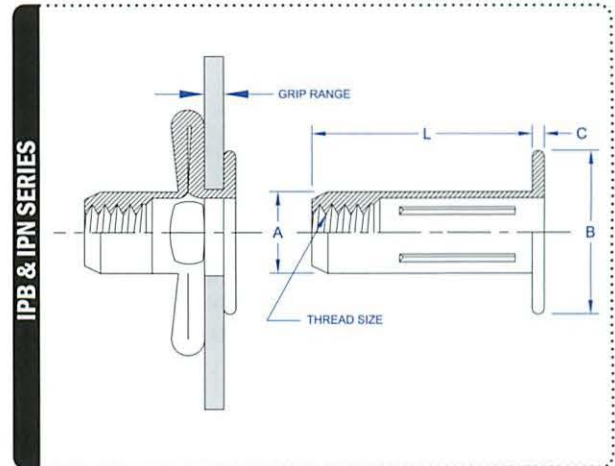
PRE-BULBED & STRAIGHT SHANK QUAD FOLDING RIVETNUTS

RIVETNUTS

IPB SERIES - PRE-BULBED



IPN SERIES - STRAIGHT SHANK



The RivetKing IPB and IPN Series Rivetnuts do what traditional rivet nuts cannot. This series is designed for soft materials such as plastics, fiberglass and thin sheet metal where increased pullout resistance is required. The fastener performance is dictated by the four folding times that are extended during the riveting process. The result is an upset of metal that is nearly three times the diameter of the hole. This series is offered in both pre-bulbed & straight shank versions. The pre-bulbed version is designed to work with spin-spin tools, while the straight shank version is designed to work with spin-pull tools only.

| | PART CODE (PRE-BULBED) | PART CODE (STRAIGHT SHANK) | THREAD SIZE (INCH) | GRIP CODE | GRIP RANGE | LENGTH MAX. | HEAD DIAMETER MAX. | HEAD HEIGHT +/- .005 | BODY DIAMETER MAX. | HOLE SIZE +.006/- .000 |
|------|------------------------|----------------------------|--------------------|-----------|-------------|-------------|--------------------|----------------------|--------------------|------------------------|
| INCH | 10C1IPB | 10C1IPN* | 10-24 UNC | #1 | .020 - .175 | .843 | .510 | .038 | .329 (.272)* | .336 (.273)* |
| | 10C2IPB | 10C2IPN* | 10-24 UNC | #2 | .175 - .320 | .936 | .510 | .038 | .329 (.272)* | .336 (.273)* |
| | 10F1IPB | 10F1IPN* | 10-32 UNF | #1 | .020 - .175 | .843 | .510 | .038 | .329 (.272)* | .336 (.273)* |
| | 10F2IPB | 10F2IPN* | 10-32 UNF | #2 | .175 - .320 | .936 | .510 | .038 | .329 (.272)* | .336 (.273)* |
| | 25C1IPB | 25C1IPN* | 1/4-20 UNC | #1 | .020 - .280 | 1.015 | .645 | .059 | .382 (.346)* | .390 (.347)* |
| | 25C2IPB | 25C2IPN* | 1/4-20 UNC | #2 | .280 - .500 | 1.249 | .645 | .059 | .382 (.346)* | .390 (.347)* |
| | 31C1IPB | 31C1IPN* | 5/16-18 UNC | #1 | .020 - .280 | 1.156 | .770 | .062 | .495 (.437)* | .500 (.438)* |
| | 31C2IPB | 31C2IPN* | 5/16-18 UNC | #2 | .280 - .500 | 1.390 | .770 | .062 | .495 (.437)* | .500 (.438)* |

| | PART CODE (PRE-BULBED) | PART CODE (STRAIGHT SHANK) | THREAD SIZE (INCH) | GRIP CODE | GRIP RANGE | LENGTH MAX. | HEAD DIAMETER MAX. | HEAD HEIGHT +/- 0.13 | BODY DIAMETER MAX. | HOLE SIZE +0.15/- .000 |
|--------|------------------------|----------------------------|--------------------|-----------|--------------|-------------|--------------------|----------------------|--------------------|------------------------|
| METRIC | .50C1IPB | .50C1IPN* | M5 | #1 | 0.50 - 4.45 | 21.41 | 12.95 | 0.96 | 8.35 (7.47)* | 8.55 (7.48)* |
| | .50C2IPB | .50C2IPN* | M5 | #2 | 4.45 - 8.10 | 24.18 | 12.95 | 0.96 | 8.35 (7.47)* | 8.55 (7.48)* |
| | .60C1IPB | .60C1IPN* | M6 | #1 | 0.50 - 7.10 | 25.78 | 16.38 | 1.50 | 9.70 (8.79)* | 10.00 (8.80)* |
| | .60C2IPB | .60C2IPN* | M6 | #2 | 7.10 - 12.70 | 31.70 | 16.38 | 1.50 | 9.70 (8.79)* | 10.00 (8.80)* |
| | .80C1IPB | .80C1IPN* | M8 | #1 | 0.50 - 7.10 | 29.33 | 19.65 | 1.57 | 12.57 (11.10)* | 12.70 (11.11)* |
| | .80C2IPB | .80C2IPN* | M8 | #2 | 7.10 - 12.70 | 35.28 | 19.65 | 1.57 | 12.57 (11.10)* | 12.70 (11.11)* |

THE PART NUMBER IS COMPLETE BY ADDING THE MATERIAL AND FINISH CODES AS A SUFFIX TO THE PART CODE:

MATERIAL/FINISH CODES: SY = STEEL, ZINC YELLOW ROHS †
 SZ = STEEL, ZINC CLEAR ROHS
 SC = STEEL, CAD YELLOW PLATED
 SZN = STEEL, ZINC NICKEL 800 HOURS

EXAMPLE:
 Part Code 6C1IPB in Steel,
 Zinc Yellow Plating is... 6C1IPBSY

† Indicates stocked configurations


JK SERIES™ JK NUT

AMERICAN STANDARD

RIVETNUTS



The RivetKing JK Series, JK Nut is a low cost alternative to IPB Series in non-load bearing applications. Ideal applications for JK Nuts are when they can be applied to paperboard, cardboard, or thin plastics. For weather resistance, the JK nuts can be coated in vinyl in any color.



| | PART CODE | THREAD SIZE (INCH) | GRIP CODE | GRIP RANGE | LENGTH REF. | HEAD DIAMETER REF. | HEAD HEIGHT REF. | BODY DIAMETER REF. | HOLE SIZE +/- .006 +/- .009* |
|------|-----------|--------------------|-----------|-------------|-------------|--------------------|------------------|--------------------|------------------------------------|
| INCH | JK-0401 | 6-32 UNC | #1 | .010 - .060 | .663 | .469 | .073 | .308 | .324 |
| | JK-0402 | 6-32 UNC | #2 | .060 - .085 | .900 | .469 | .073 | .308 | .324 |
| | JK-0501 | 10-24 UNC | #1 | .075 - .120 | .703 | .531 | .073 | .378 | .391* |
| | JK-0502 | 10-24 UNC | #2 | .120 - .160 | .875 | .531 | .073 | .378 | .391* |
| | JK-0601 | 1/4-20 UNC | #1 | .010 - .075 | .718 | .625 | .073 | .438 | .444 |
| | JK-0602 | 1/4-20 UNC | #2 | .250 - .350 | .906 | .625 | .073 | .438 | .444 |

| | PART CODE | THREAD SIZE (INCH) | GRIP CODE | GRIP RANGE | LENGTH REF. | HEAD DIAMETER REF. | HEAD HEIGHT REF. | BODY DIAMETER REF. | HOLE SIZE +/- .015 +/- .024* |
|--------|-----------|--------------------|-----------|-------------|-------------|--------------------|------------------|--------------------|------------------------------------|
| METRIC | JK-0401M | M4 | #1 | 3.81 - 4.75 | 16.84 | 11.91 | 1.85 | 8.08 | 8.23 |
| | JK-0402M | M4 | #2 | 4.75 - 9.53 | 22.86 | 12.91 | 1.85 | 8.08 | 8.23 |
| | JK-0501M | M5 | #1 | 3.81 - 4.75 | 17.86 | 13.49 | 1.85 | 9.70 | 9.94* |
| | JK-0502M | M5 | #2 | 4.75 - 9.53 | 22.23 | 13.49 | 1.85 | 9.70 | 9.94+ |
| | JK-0601M | M6 | #1 | 3.81 - 4.75 | 18.24 | 15.89 | 1.85 | 11.13 | 11.28 |
| | JK-0602M | M6 | #2 | 4.75 - 9.53 | 23.01 | 15.89 | 1.85 | 11.13 | 11.28 |

THE PART NUMBER IS COMPLETE BY ADDING THE MATERIAL AND FINISH CODES AS A SUFFIX TO THE PART CODE:

MATERIAL/FINISH CODES: NO SUFFIX = STEEL, ZINC CLEAR ROHS †
BP = BRASS, PLAIN

EXAMPLE:
Part Code JK-0401 in Steel,
Zinc Clear Plating is... JK-0401

† Indicates stocked configurations

JF SERIES™ RUBBER NUT

AMERICAN STANDARD

RIVETNUTS



The RivetKing JF Series Rubber Nut are used as a removable rivetnut. Installation is performed with the bolt or screw itself. To remove the rivet nut, just remove the bolt or screw. Rubnuts can also be used as vibration isolators to prevent the rattle and pullout. Typical applications are for the installation of mirrors or other hardware in utility trucks, compressors, and engines.



| PART CODE | THREAD SIZE (INCH) | GRIP CODE | GRIP RANGE | LENGTH REF. | HEAD DIAMETER REF. | HEAD HEIGHT REF. | BODY DIAMETER REF. | HOLE SIZE +.002/- .000 |
|-----------|--------------------|-----------|-------------|-------------|--------------------|------------------|--------------------|------------------------|
| JF-3100 | 6-32 UNC | #1 | .015 - .156 | .499 | .452 | .062 | .312 | .312 |
| JF-3250 | 6-32 UNC | #2 | .375 - .607 | .981 | .554 | .035 | .240 | .250 |
| JF-4100 | 8-32 UNC | #1 | .015 - .156 | .499 | .438 | .052 | .312 | .312 |
| JF-4140 | 8-32 UNC | #2 | .015 - .172 | .560 | .750 | .060 | .312 | .312 |
| JF-5150 | 10-32 UNF | #1 | .015 - .192 | .554 | .500 | .036 | .377 | .377 |
| JF-5170 | 10-32 UNF | #2 | .035 - .232 | .665 | .562 | .040 | .377 | .377 |
| JF-5190 | 10-32 UNF | #3 | .030 - .227 | .807 | .750 | .187 | .377 | .377 |
| JF-5250 | 1/4-20 UNC | #1 | .015 - .111 | .630 | .630 | .051 | .500 | .500 |
| JF-6200 | 1/4-20 UNC | #2 | .031 - .187 | .831 | .740 | .187 | .500 | .500 |
| JF-6250 | 1/4-20 UNC | #3 | .250 - .457 | 1.051 | .635 | .051 | .500 | .500 |
| JF-8200 | 5/16-18 UNC | #1 | .016 - .156 | .725 | .875 | .125 | .562 | .562 |
| JF-8250 | 5/16-18 UNC | #2 | .156 - .375 | 1.100 | .875 | .225 | .562 | .562 |
| JF-1027 | 3/8-16 UNC | #2 | .015 - .437 | 1.062 | 1.250 | .187 | .750 | .750 |

| PART CODE | THREAD SIZE (INCH) | GRIP CODE | GRIP RANGE | LENGTH REF. | HEAD DIAMETER REF. | HEAD HEIGHT REF. | BODY DIAMETER REF. | HOLE SIZE +.002/- .000 |
|-----------|--------------------|-----------|--------------|-------------|--------------------|------------------|--------------------|------------------------|
| JF-3100M | M3-0.5 | #1 | 0.40 - 4.00 | 12.60 | 11.00 | 1.40 | 7.90 | 7.90 |
| JF-3250M | M3-0.5 | #2 | 9.50 - 15.40 | 24.90 | 14.00 | 0.90 | 6.10 | 6.10 |
| JF-4100M | M4-0.7 | #1 | 0.40 - 4.00 | 12.60 | 11.00 | 1.40 | 7.90 | 7.90 |
| JF-4140M | M4-0.7 | #2 | 0.40 - 4.40 | 14.20 | 19.05 | 1.50 | 7.90 | 7.90 |
| JF-5150M | M5-0.8 | #1 | 0.40 - 4.90 | 14.10 | 12.70 | 0.90 | 9.60 | 9.60 |
| JF-5170M | M5-0.8 | #2 | 0.85 - 5.90 | 17.00 | 14.00 | 1.00 | 9.60 | 9.60 |
| JF-5190M | M5-0.8 | #3 | 0.80 - 5.80 | 20.95 | 18.95 | 4.40 | 9.60 | 9.60 |
| JF-5250M | M5-0.8 | #1 | 7.90 - 16.00 | 26.50 | 14.00 | 1.30 | 9.60 | 9.60 |
| JF-6200M | M6-1.0 | #2 | 0.80 - 4.70 | 21.10 | 19.05 | 4.75 | 12.70 | 12.70 |
| JF-6250M | M6-1.0 | #3 | 6.40 - 11.50 | 26.70 | 16.30 | 2.00 | 12.70 | 12.70 |
| JF-8200M | M8-1.25 | #1 | 0.40 - 4.00 | 18.30 | 21.50 | 3.20 | 15.90 | 15.90 |
| JF-8250M | M8-1.25 | #2 | 3.95 - 9.50 | 27.90 | 21.50 | 5.70 | 15.90 | 15.90 |
| JF-1027M | M10-1.5 | #2 | 0.38 - 11.10 | 27.00 | 29.50 | 4.75 | 19.05 | 19.05 |

THE PART NUMBER IS COMPLETE BY ADDING THE MATERIAL AND FINISH CODES AS A SUFFIX TO THE PART CODE:

MATERIAL/FINISH CODES: NO SUFFIX = BRASS/EPDM †
 BE = BRASS/EPDM
 3N = STAINLESS/NEOPRENE
 3E = STAINLESS/EPDM

EXAMPLE:
 Part Code JF-3100 in
 Brass/Neoprene is... JK-0401

† Indicates stocked configurations

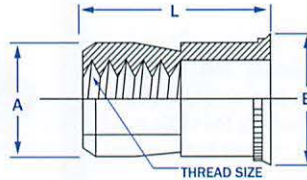
ISR & ISN SWAGING SERIES™

AMERICAN STANDARD RIVETNUTS • FOR BLIND HOLES OR LARGE GRIP RANGE

The RivetKing ISN/ISR Series has the grip range that most rivetnuts lack. It has an unlimited maximum grip range which will work in all thickness above .030 (ISR Series) and .062 (ISN Series). The ISR series is designed for use in any metal, while the ISN series is designed for use in any material softer than itself such as plastics, fiberglass, and plywood.

RIVETNUTS

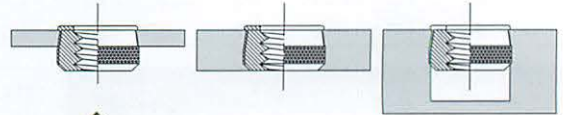
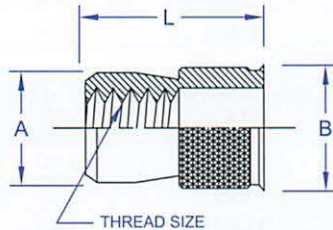
ISR SWAGING SERIES™ STRAIGHT KNURL - FOR METALS



RECOMMENDED HOLE SIZE

| PART CODE | THREAD SIZE | HEAD DIA +/- .005 | LENGTH +/- .015 | BODY DIA. MAX. | MATERIAL THICKNESS .030-.090 | MATERIAL THICKNESS .091-.124 | MATERIAL THICKNESS .125-.186 | MATERIAL THICKNESS .187- OVER |
|-----------|-------------|-------------------|-----------------|----------------|------------------------------|------------------------------|------------------------------|-------------------------------|
| 4C1ISR | 4-40 UNC | 0.211 | 0.370 | 0.1875 | 0.1875 | 0.1935 | 0.1935 | 0.1960 |
| 6C1ISR | 6-32 UNC | 0.240 | 0.370 | 0.2185 | 0.2188 | 0.2210 | 0.2280 | 0.2280 |
| 8C1ISR | 8-32 UNC | 0.269 | 0.370 | 0.2495 | 0.2500 | 0.2570 | 0.2656 | 0.2656 |
| 10C1ISR | 10-24 UNC | 0.306 | 0.370 | 0.2805 | 0.2812 | 0.2900 | 0.2900 | 0.2969 |
| 10F1ISR | 10-32 UNF | 0.306 | 0.370 | 0.2805 | 0.2812 | 0.2900 | 0.2900 | 0.2969 |
| 25C1ISR | 1/4-20 UNC | 0.400 | 0.515 | 0.3745 | 0.3750 | 0.3750 | 0.3860 | 0.3906 |
| 31C1ISR | 5/16-18 UNC | 0.528 | 0.615 | 0.4995 | 0.5000 | 0.5000 | 0.5156 | 0.5156 |
| 37C1ISR | 3/8-16 UNC | 0.588 | 0.745 | 0.5165 | 0.5625 | 0.5625 | 0.5781 | 0.5781 |
| 50C1ISR | 1/2-13 UNC | 0.800 | 0.935 | 0.7485 | 0.7500 | 0.7656 | 0.7810 | 0.7970 |

ISN SWAGING SERIES™ DIAMOND KNURL - FOR PLASTICS / SOFT MATERIALS



| PART CODE | THREAD SIZE | HEAD DIA +/- .005 | LENGTH +/- .015 | BODY DIA. MAX. | HOLE SIZE +.005/- .000 | MATERIAL THICKNESS |
|-----------|-------------|-------------------|-----------------|----------------|------------------------|--------------------|
| 6C1ISN | 6-32 UNC | 0.255 | 0.370 | 0.233 | 0.234 | .062 MIN. |
| 8C1ISN | 8-32 UNC | 0.285 | 0.370 | 0.264 | 0.266 | .062 MIN. |
| 10C1ISN | 10-24 UNC | 0.320 | 0.370 | 0.295 | 0.297 | .062 MIN. |
| 10F1ISN | 10-32 UNF | 0.320 | 0.370 | 0.295 | 0.297 | .062 MIN. |
| 25C1ISN | 1/4-20 UNC | 0.415 | 0.515 | 0.389 | 0.391 | .062 MIN. |
| 31C1ISN | 5/16-18 UNC | 0.550 | 0.615 | 0.528 | 0.531 | .062 MIN. |
| 37C1ISN | 3/8-16 UNC | 0.615 | 0.740 | 0.590 | 0.594 | .062 MIN. |

THE PART NUMBER IS COMPLETE BY ADDING THE MATERIAL AND FINISH CODES AS A SUFFIX TO THE PART CODE:

MATERIAL/FINISH CODES: SC1 = STEEL, CAD CLEAR PLATED
 SC2 = STEEL, CAD YELLOW PLATED
 ST = STEEL, TIN PLATED ROHS
 BP = BRASS, PLAIN FINISH

EXAMPLE:
 Part Code 6C1ISN in Steel,
 Tin ROHS Plating is... 6C1ISNST

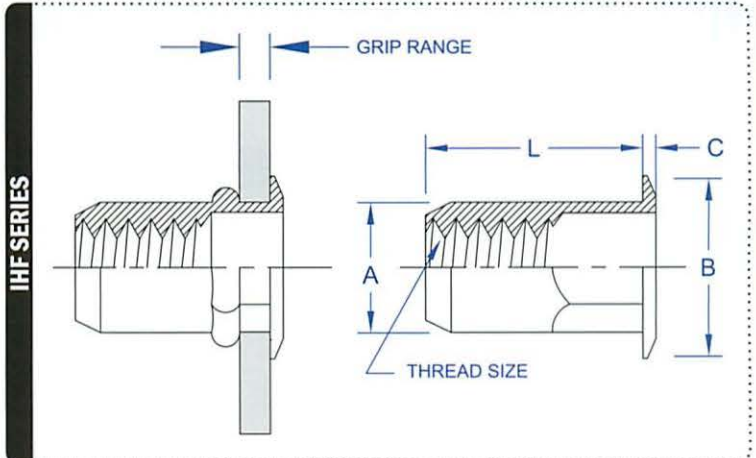
IHF SERIES™ HALF HEX BODY - LOW PROFILE HEAD

THINWALL AMERICAN STANDARD RIVETNUTS • FOR USE WITH SPIN-SPIN TOOLS

RIVETNUTS



The RivetKing IHF Series is a thinwall half hex insert for use in hexagon holes. The half hex thinwall rivetnut is designed for use with spin-spin tools. The torque to set is far less than the full hex heavy wall inserts. The low profile head is wide and thin and allows for a near flush installation. Spin-Spin or Spin-Pull tools can be used to set the IHF series.



| PART CODE | THREAD SIZE (INCH) | GRIP CODE | GRIP RANGE | LENGTH +/- .015 | HEAD DIA +/- .010 +/- .025* | HEAD HEIGHT +/- .003 | BODY DIA. MAX | HEX HOLE SIZE (ACROSS FLATS) +.004/- .000 |
|-----------|--------------------|-----------|------------|-----------------|-----------------------------|----------------------|---------------|---|
| 6C1IHF | 6-32 UNC | #1 | .020-.080 | .385 | .375 | .027 | .249 | .250 |
| 6C2IHF | 6-32 UNC | #2 | .080-.130 | .435 | .375 | .027 | .249 | .250 |
| 8C1IHF | 8-32 UNC | #1 | .020-.080 | .385 | .375 | .027 | .249 | .250 |
| 8C2IHF | 8-32 UNC | #2 | .080-.130 | .435 | .375 | .027 | .249 | .250 |
| 10C1IHF | 10-24 UNC | #1 | .020-.130 | .435 | .390 | .027 | .280 | .281 |
| 10C2IHF | 10-24 UNC | #2 | .130-.225 | .535 | .390 | .027 | .280 | .281 |
| 10F1IHF | 10-32 UNF | #1 | .020-.130 | .435 | .390 | .027 | .280 | .281 |
| 10F2IHF | 10-32 UNF | #2 | .130-.225 | .535 | .390 | .027 | .280 | .281 |
| 25C1IHF | 1/4-20 UNC | #1 | .027-.165 | .585 | .510 | .030 | .374 | .375 |
| 25C2IHF | 1/4-20 UNC | #2 | .165-.260 | .685 | .510 | .030 | .374 | .375 |
| 25F1IHF | 1/4-28 UNF | #1 | .027-.165 | .585 | .510 | .030 | .374 | .375 |
| 25F2IHF | 1/4-28 UNF | #2 | .165-.260 | .685 | .510 | .030 | .374 | .375 |
| 31C1IHF | 5/16-18 UNC | #1 | .027-.150 | .685 | .655* | .035 | .499 | .500 |
| 31C2IHF | 5/16-18 UNC | #2 | .150-.312 | .845 | .655* | .035 | .499 | .500 |
| 31F1IHF | 5/16-24 UNF | #1 | .027-.150 | .685 | .655* | .035 | .499 | .500 |
| 31F2IHF | 5/16-24 UNF | #2 | .150-.312 | .845 | .655* | .035 | .499 | .500 |
| 37C1IHF | 3/8-16 UNC | #1 | .027-.150 | .685 | .655* | .035 | .499 | .500 |
| 37C2IHF | 3/8-16 UNC | #2 | .150-.312 | .845 | .655* | .035 | .499 | .500 |
| 37F1IHF | 3/8-24 UNF | #1 | .027-.150 | .685 | .655* | .035 | .499 | .500 |
| 37F2IHF | 3/8-24 UNF | #2 | .150-.312 | .845 | .655* | .035 | .499 | .500 |

THE PART NUMBER IS COMPLETE BY ADDING THE MATERIAL AND FINISH CODES AS A SUFFIX TO THE PART CODE:

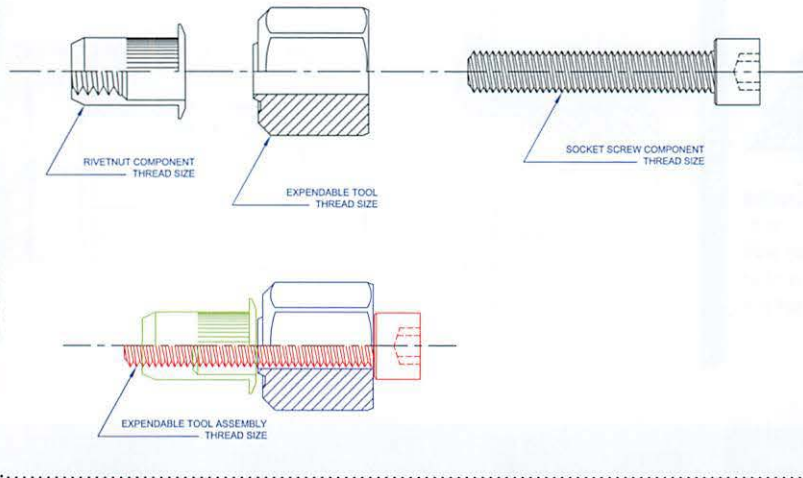
MATERIAL/FINISH CODES: SZ = STEEL, ZINC CLEAR ROHS
 SY = STEEL, ZINC YELLOW ROHS †
 SC = STEEL, CAD YELLOW PLATED
 ST = STEEL, TIN PLATED
 BP = BRASS, PLAIN FINISH

EXAMPLE:
 Part Code 6C1IRR in Steel,
 Zinc Clear Plating is... 6C1IRRSY
 † Indicates stocked configurations

EXPENDABLE (THROW AWAY)

RIVET NUT INSTALLATION TOOL

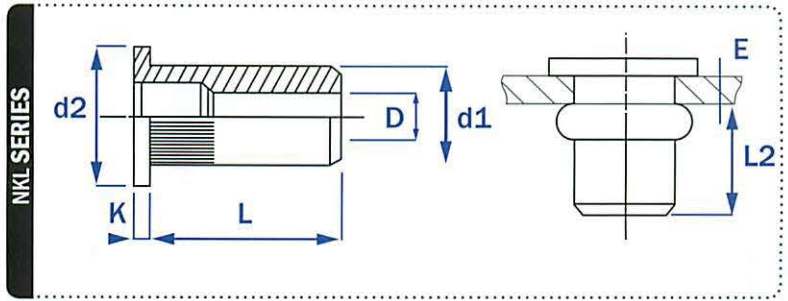
IRL SERIES



| COMPLETE ASSEMBLY PART# | THREAD SIZE (INCH) | SCREW PART# | EXPENDABLE TOOL PART# | WRENCH SIZE | SOCKET SIZE |
|-------------------------|--------------------|-------------|-----------------------|-------------|-------------|
| AA184-632 | 6-32 UNC | 6C-KCS | AA184-3 | 9/16" | 7/64" |
| AA184-832 | 8-32 UNC | 8C-KCS | AA184-4 | 9/16" | 9/64" |
| AA184-1024 | 10-24 UNC | 10C-KCS | AA184-5 | 9/16" | 5/32" |
| AA184-1032 | 10-32 UNF | 10F-KCS | AA184-5 | 9/16" | 5/32" |
| AA184-1420 | 1/4-20 UNC | 25C-KCS | AA184-6 | 9/16" | 3/16" |
| AA184-51618 | 5/16-18 UNC | 31C-KCS | AA184-8 | 9/16" | 1/4" |
| AA184-51624 | 5/16-24 UNF | 31F-KCS | AA184-8 | 9/16" | 1/4" |
| AA184-3816 | 3/8-16 UNC | 37C-KCS | AA184-10 | 9/16" | 5/16" |
| AA184-3824 | 3/8-24 UNF | 37F-KCS | AA184-10 | 9/16" | 5/16" |
| AA184-M3 | M3 | .30C-KCS | AA184-3 | 9/16" | 2.5MM |
| AA184-M4 | M4 | .40C-KCS | AA184-4 | 9/16" | 3.0MM |
| AA184-M5 | M5 | .50C-KCS | AA184-5 | 9/16" | 4.00MM |
| AA184-M6 | M6 | .60C-KCS | AA184-6 | 9/16" | 5.00MM |
| AA184-M8 | M8 | .80C-KCS | AA184-8 | 9/16" | 6.00MM |
| AA184-M10 | M10 | .100C-LCS | AA184-10 | 9/16" | 8.00MM |

NKL SERIES™ KNURLED BODY - LARGE HEAD

EUROPEAN STANDARD RIVETNUTS • HEAVYWALL RIVETNUTS



The RivetKing NKL Series is a heavywall European Style Rivetnut. This robust design upgrades the thickness of both the body and the head height. The robust IRL series offers higher pullout resistance and increased endurance of the joint and assembly. The NIK series has a large head and a knurled body which resist spin out. Spin-Pull tools are recommended for installation of NIK series rivetnuts.



| INCH | PART CODE | THREAD SIZE (INCH) | GRIP CODE | GRIP RANGE | OVERALL LENGTH REF. | HEAD DIA. REF. | HEAD HEIGHT REF. | BODY DIA. REF. | HOLE SIZE +.000/- .004 |
|------|-----------|--------------------|-----------|-------------|---------------------|----------------|------------------|----------------|------------------------|
| | | 6C1NKL | 6-32 UNC | #1 | .027 - .125 | .445 | .354 | .032 | .2335 |
| | 8C1NKL | 8-32 UNC | #1 | .027 - .125 | .445 | .354 | .032 | .2335 | .238 |
| | 8C2NKL | 8-32 UNC | #2 | .125 - .224 | .551 | .354 | .032 | .2335 | .238 |
| | 10F1NKL | 10-32 UNC | #1 | .027 - .125 | .543 | .406 | .038 | .2715 | .276 |
| | 10F2NKL | 10-32 UNC | #2 | .125 - .224 | .650 | .406 | .038 | .2715 | .276 |
| | 25C1NKL | 1/4-20 UNC | #1 | .027 - .125 | .594 | .475 | .057 | .3315 | .336 |
| | 25C2NKL | 1/4-20 UNC | #2 | .125 - .224 | .701 | .475 | .057 | .3315 | .336 |
| | 31C1NKL | 5/16-18 UNC | #1 | .027 - .125 | .744 | .665 | .062 | .4125 | .417 |
| | 31C2NKL | 5/16-18 UNC | #2 | .125 - .224 | .850 | .665 | .062 | .4125 | .417 |
| | 37C1NKL | 3/8-16 UNC | #1 | .030 - .140 | .906 | .781 | .088 | .4915 | .496 |
| | 37C2NKL | 3/8-16 UNC | #2 | .140 - .240 | 1.012 | .781 | .088 | .4915 | .496 |
| | 50C1NKL | 1/2-13 UNC | #1 | .039 - .157 | 1.063 | .905 | .088 | .6285 | .634 |

| METRIC | PART CODE | THREAD SIZE (METRIC) | GRIP CODE | GRIP RANGE | LENGTH REF. | HEAD DIA. REF. | HEAD HEIGHT REF. | BODY DIA. REF. | HOLE SIZE +.00/- .01 |
|--------|-----------|----------------------|-----------|-------------|-------------|----------------|------------------|----------------|----------------------|
| | | .30C1NKL | M3 | #1 | 0.25 - 2.00 | 9.75 | 7.50 | 1.00 | 5.00 |
| | .40C1NKL | M4 | #1 | 0.25 - 3.00 | 9.50 | 9.00 | 1.00 | 6.00 | 6.10 |
| | .40C2NKL | M4 | #2 | 3.00 - 4.50 | 12.25 | 9.00 | 1.00 | 6.00 | 6.10 |
| | .50C1NKL | M5 | #1 | 0.25 - 3.00 | 12.00 | 10.00 | 1.00 | 6.90 | 7.10 |
| | .50C2NKL | M5 | #2 | 3.00 - 5.50 | 15.00 | 10.00 | 1.00 | 6.90 | 7.10 |
| | .60C1NKL | M6 | #1 | 0.50 - 3.00 | 14.50 | 13.00 | 1.50 | 8.90 | 9.10 |
| | .60C2NKL | M6 | #2 | 3.00 - 5.50 | 16.50 | 13.00 | 1.50 | 8.90 | 9.10 |
| | .80C1NKL | M8 | #1 | 0.50 - 3.00 | 16.50 | 16.00 | 1.50 | 10.90 | 11.10 |
| | .80C2NKL | M8 | #2 | 3.00 - 5.50 | 18.50 | 16.00 | 1.50 | 10.90 | 11.10 |
| | .100C1NKL | M10 | #1 | 0.50 - 3.50 | 19.50 | 19.00 | 2.00 | 13.00 | 13.10 |
| | .100C2NKL | M10 | #2 | 3.50 - 6.00 | 21.50 | 19.00 | 2.00 | 13.00 | 13.10 |
| | .120C1NKL | M12 | #1 | 1.00 - 4.00 | 25.00 | 23.00 | 2.00 | 16.00 | 16.10 |

THE PART NUMBER IS COMPLETE BY ADDING THE MATERIAL AND FINISH CODES AS A SUFFIX TO THE PART CODE:

MATERIAL/FINISH CODES: SY = STEEL, ZINC YELLOW ROHS
 SZ = STEEL, ZINC CLEAR ROHS †
 SC = STEEL, CAD YELLOW PLATED
 SZN = STEEL, ZINC NICKEL 800 HOURS
 BP = BRASS, PLAIN FINISH

EXAMPLE:
 Part Code 6C1NKL in Steel,
 Zinc Clear Plating is... 6C1NKL SZ

† Indicates stocked configurations

NKR SERIES™ KNURLED BODY - REDUCED HEAD

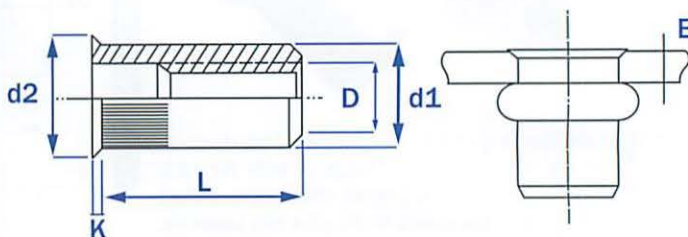
EUROPEAN STANDARD RIVETNUTS • HEAVYWALL RIVETNUTS

RIVETNUTS



The RivetKing NKR Series is a heavywall European Style Rivetnut. This robust design upgrades the thickness of both the body. The NKR series offers higher pullout resistance and increased endurance of the joint and assembly. The NKR series has a reduced head and a knurled body which resist spin out. Spin-Pull tools are recommended for installation of NIK series rivetnuts.

NKR SERIES



| INCH | PART CODE | THREAD SIZE (INCH) | GRIP CODE | GRIP RANGE | OVERALL LENGTH REF. | HEAD DIA. REF. | HEAD HEIGHT REF. | BODY DIA. REF. | HOLE SIZE +.000/- .004 |
|---------|-------------|--------------------|-------------|-------------|---------------------|----------------|------------------|----------------|------------------------|
| | 6C1NKR | 6-32 UNC | #1 | .027 - .125 | .445 | .261 | .012 | .2335 | .238 |
| 8C1NKR | 8-32 UNC | #1 | .027 - .125 | .445 | .261 | .012 | .2335 | .238 | |
| 8C2NKR | 8-32 UNC | #2 | .125 - .224 | .551 | .261 | .012 | .2335 | .238 | |
| 10F1NKR | 10-32 UNC | #1 | .027 - .125 | .543 | .311 | .016 | .2715 | .276 | |
| 10F2NKR | 10-32 UNC | #2 | .125 - .224 | .650 | .311 | .016 | .2715 | .276 | |
| 25C1NKR | 1/4-20 UNC | #1 | .027 - .125 | .594 | .371 | .016 | .3315 | .336 | |
| 25C2NKR | 1/4-20 UNC | #2 | .125 - .224 | .701 | .371 | .016 | .3315 | .336 | |
| 31C1NKR | 5/16-18 UNC | #1 | .027 - .125 | .744 | .453 | .016 | .4125 | .417 | |
| 31C2NKR | 5/16-18 UNC | #2 | .125 - .224 | .850 | .453 | .016 | .4125 | .417 | |
| 37C1NKR | 3/8-16 UNC | #1 | .030 - .140 | .906 | .531 | .020 | .4915 | .496 | |
| 37C2NKR | 3/8-16 UNC | #2 | .140 - .240 | 1.012 | .531 | .020 | .4915 | .496 | |
| 50C1NKR | 1/2-13 UNC | #1 | .039 - .157 | 1.063 | .669 | .024 | .6285 | .634 | |

| METRIC | PART CODE | THREAD SIZE (METRIC) | GRIP CODE | GRIP RANGE | LENGTH REF. | HEAD DIA. REF. | HEAD HEIGHT REF. | BODY DIA. REF. | HOLE SIZE +.00/- .01 |
|-----------|-----------|----------------------|-------------|-------------|-------------|----------------|------------------|----------------|----------------------|
| | .30C1NKR | M3 | #1 | 0.25 - 2.00 | 9.75 | 6.00 | 0.30 | 5.00 | 5.10 |
| .40C1NKR | M4 | #1 | 0.25 - 3.00 | 9.50 | 7.00 | 0.30 | 6.00 | 6.10 | |
| .40C2NKR | M4 | #2 | 3.00 - 4.50 | 12.25 | 7.00 | 0.30 | 6.00 | 6.10 | |
| .50C1NKR | M5 | #1 | 0.25 - 3.00 | 12.00 | 8.00 | 0.40 | 6.90 | 7.10 | |
| .50C2NKR | M5 | #2 | 3.00 - 5.50 | 15.00 | 8.00 | 0.40 | 6.90 | 7.10 | |
| .60C1NKR | M6 | #1 | 0.50 - 3.00 | 14.50 | 10.00 | 0.40 | 8.90 | 9.10 | |
| .60C2NKR | M6 | #2 | 3.00 - 5.50 | 16.50 | 10.00 | 0.40 | 8.90 | 9.10 | |
| .80C1NKR | M8 | #1 | 0.50 - 3.00 | 16.50 | 12.00 | 0.40 | 10.90 | 11.10 | |
| .80C2NKR | M8 | #2 | 3.00 - 5.50 | 18.50 | 12.00 | 0.40 | 10.90 | 11.10 | |
| .100C1NKR | M10 | #1 | 0.50 - 3.50 | 19.50 | 14.00 | 0.50 | 13.00 | 13.10 | |
| .100C2NKR | M10 | #2 | 3.50 - 6.00 | 21.50 | 14.00 | 0.50 | 13.00 | 13.10 | |
| .120C1NKR | M12 | #1 | 1.00 - 4.00 | 25.00 | 17.00 | 0.60 | 16.00 | 16.10 | |

THE PART NUMBER IS COMPLETE BY ADDING THE MATERIAL AND FINISH CODES AS A SUFFIX TO THE PART CODE:

MATERIAL/ FINISH CODES: SY = STEEL, ZINC YELLOW ROHS
 SZ = STEEL, ZINC CLEAR ROHS †
 SC = STEEL, CAD YELLOW PLATED
 SZN = STEEL, ZINC NICKEL 800 HOURS
 BP = BRASS, PLAIN FINISH

EXAMPLE:
 Part Code 6C1NKR in Steel,
 Zinc Clear Plating is... 6C1NKR SZ

† Indicates stocked configurations

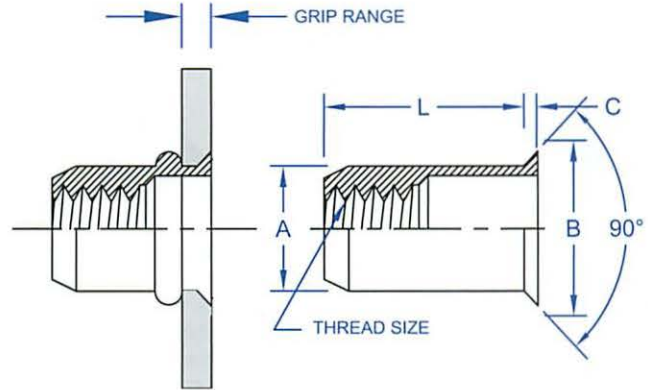
NKC SERIES™ COUNTERSUNK HEAD - KNURLED BODY

EUROPEAN STANDARD RIVETNUTS • HEAVYWALL RIVETNUTS



The RivetKing NKC Series is a heavywall/thickwall Rivetnut. This robust design upgrades the thickness of both the body and the head height. Additionally it features a thick countersunk head for high strength and flush installation. The robust NKC series offers higher pullout resistance and increased endurance of the joint and assembly. Spin-Pull tools are recommended for installation of NSL series rivetnuts.

NKC SERIES



RIVETNUTS

| PART CODE | THREAD SIZE (METRIC) | GRIP CODE | GRIP RANGE | LENGTH REF. | HEAD DIA REF. | HEAD HEIGHT REF. | BODY DIA. REF. | HOLE SIZE +.003/- .000 |
|-----------|----------------------|-----------|-------------|-------------|---------------|------------------|----------------|------------------------|
| .40C1NKC | M4 | #1 | 1.00 - 3.00 | 9.50 | 9.00 | 1.00 | 6.00 | 6.10 |
| .50C1NKC | M5 | #1 | 1.50 - 4.00 | 12.00 | 10.00 | 1.00 | 7.00 | 7.10 |
| .60C1NKC | M6 | #1 | 1.50 - 4.00 | 14.50 | 13.00 | 1.50 | 9.00 | 9.10 |
| .80C1NKC | M8 | #1 | 1.50 - 4.00 | 25.00 | 23.00 | 2.00 | 16.00 | 16.10 |

THE PART NUMBER IS COMPLETE BY ADDING THE MATERIAL AND FINISH CODES AS A SUFFIX TO THE PART CODE:

MATERIAL/FINISH CODES: SY = STEEL, ZINC YELLOW ROHS
 SZ = STEEL, ZINC CLEAR ROHS †
 SC = STEEL, CAD YELLOW PLATED
 SZN = STEEL, ZINC NICKEL 800 HOURS
 BP = BRASS, PLAIN FINISH

EXAMPLE:
 Part Code 6C1NKR in Steel,
 Zinc Clear Plating is... 6C1NKRSZ

† Indicates stocked configurations

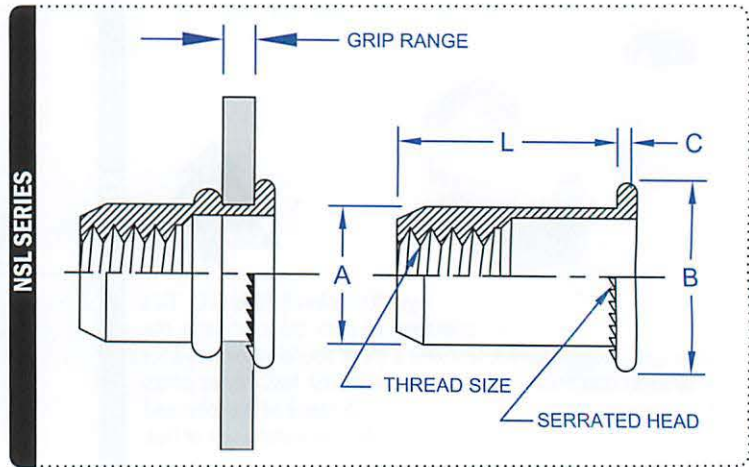
NSL SERIES™ SERRATED LARGE HEAD - SMOOTH BODY

EUROPEAN STANDARD RIVETNUTS • HEAVYWALL RIVETNUTS

RIVETNUTS



The RivetKing NSL Series is a heavywall/thickwall Rivetnut. This robust design upgrades the thickness of both the body and the head height. Additionally it features a serrated head which reduces the possibility of spin out. The robust NSL series offers higher pullout resistance and increased endurance of the joint and assembly. Spin-Pull tools are recommended for installation of NSL series rivetnuts.



| PART CODE | THREAD SIZE (METRIC) | GRIP CODE | GRIP RANGE | LENGTH REF. | HEAD DIA REF. | HEAD HEIGHT REF. | BODY DIA. REF. | HOLE SIZE +.003/- .000 |
|-----------|----------------------|-----------|-------------|-------------|---------------|------------------|----------------|------------------------|
| .40C1NSL | M4 | #1 | 0.25 - 3.00 | 9.50 | 9.00 | 1.00 | 6.00 | 6.10 |
| .40C2NSL | M4 | #2 | 3.00 - 4.50 | 12.25 | 9.00 | 1.00 | 6.00 | 6.10 |
| .50C1NSL | M5 | #1 | 0.25 - 3.00 | 12.00 | 10.00 | 1.00 | 7.00 | 7.10 |
| .50C2NSL | M5 | #2 | 3.00 - 5.50 | 15.00 | 10.00 | 1.00 | 7.00 | 7.10 |
| .60C1NSL | M6 | #1 | 0.50 - 3.00 | 14.50 | 13.00 | 1.50 | 9.00 | 9.10 |
| .60C2NSL | M6 | #2 | 3.00 - 5.50 | 16.50 | 13.00 | 1.50 | 9.00 | 9.10 |
| .80C1NSL | M8 | #1 | 0.50 - 3.00 | 16.50 | 16.00 | 1.50 | 11.00 | 11.10 |
| .80C2NSL | M8 | #2 | 3.00 - 5.50 | 18.50 | 16.00 | 1.50 | 11.00 | 11.10 |
| .100C1NSL | M10 | #1 | 1.00 - 3.50 | 17.50 | 16.00 | 1.70 | 12.00 | 12.10 |
| .120C1NSL | M12 | #1 | 1.00 - 4.00 | 25.00 | 23.00 | 2.00 | 16.00 | 16.10 |

THE PART NUMBER IS COMPLETE BY ADDING THE MATERIAL AND FINISH CODES AS A SUFFIX TO THE PART CODE:

MATERIAL/FINISH CODES: SY = STEEL, ZINC YELLOW ROHS
 SZ = STEEL, ZINC CLEAR ROHS †
 SC = STEEL, CAD YELLOW PLATED
 SZN = STEEL, ZINC NICKEL 800 HOURS
 BP = BRASS, PLAIN FINISH

EXAMPLE:
 Part Code 6C1NKR in Steel,
 Zinc Clear Plating is... 6C1NKR SZ

† Indicates stocked configurations

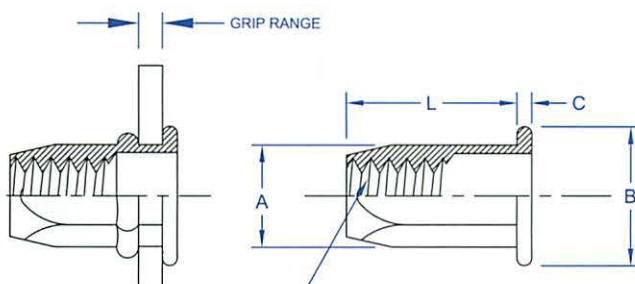
NHL SERIES™ FULL HEX BODY - LARGE HEAD

EUROPEAN STANDARD RIVETNUTS • HEAVYWALL RIVETNUTS

RIVETNUTS



NHL SERIES



The RivetKing NHL Series is a heavywall European Style Rivetnut. This robust design upgrades the thickness of both the body and the head height which provides higher pullout resistance and increased endurance of the joint and assembly. NHL series has a large head and a full hex shaped body which resist spin out. Spin-Pull tools are recommended for installation of NHL series rivetnuts.

| PART CODE | THREAD SIZE (INCH) | GRIP CODE | GRIP RANGE | OVERALL LENGTH REF. | HEAD DIAMETER REF. | HEAD HEIGHT REF. | BODY DIAMETER ACROSS FLATS REF. | HOLE SIZE ACROSS FLATS +.000/-004 |
|-----------|--------------------|-----------|-------------|---------------------|--------------------|------------------|---------------------------------|-----------------------------------|
| 8C1NHL | 8-32 UNC | #1 | .027 - .125 | .402 | .354 | .039 | .235 | .240 |
| 10F1NHL | 10-32 UNF | #1 | .027 - .125 | .571 | .394 | .039 | .275 | .280 |
| 25C1NHL | 1/4-20 UNC | #1 | .027 - .125 | .638 | .512 | .059 | .354 | .361 |
| 31C1NHL | 5/16-18 UNC | #1 | .027 - .125 | .717 | .630 | .059 | .432 | .440 |
| 31C2NHL | 5/16-18 UNC | #2 | .125 - .220 | .827 | .630 | .059 | .432 | .440 |
| 37C1NHL | 3/8-16 UNC | #1 | .030 - .140 | .906 | .748 | .079 | .511 | .519 |

| PART CODE | THREAD SIZE (METRIC) | GRIP CODE | GRIP RANGE | LENGTH REF. | HEAD DIAMETER REF. | HEAD HEIGHT REF. | BODY DIAMETER ACROSS FLATS REF. | HOLE SIZE ACROSS FLATS +.00/-01 |
|-----------|----------------------|-----------|-------------|-------------|--------------------|------------------|---------------------------------|---------------------------------|
| .40C1NHL | M4 | #1 | 0.25 - 2.00 | 10.00 | 9.00 | 1.00 | 6.00 | 6.10 |
| .50C1NHL | M5 | #1 | 0.50 - 3.00 | 13.00 | 10.00 | 1.00 | 7.00 | 7.10 |
| .60C1NHL | M6 | #1 | 0.50 - 3.00 | 14.50 | 13.00 | 1.50 | 9.00 | 9.10 |
| .80C1NHL | M8 | #1 | 0.50 - 3.00 | 16.50 | 16.00 | 1.50 | 11.00 | 11.10 |
| .80C2NHL | M8 | #2 | 3.00 - 5.50 | 19.50 | 16.00 | 1.50 | 11.00 | 11.10 |
| .100C1NHL | M10 | #1 | 1.00 - 3.50 | 21.00 | 19.00 | 2.00 | 13.00 | 13.10 |
| .120C1NHL | M12 | #1 | 1.00 - 4.00 | 25.00 | 23.00 | 2.00 | 16.00 | 16.10 |

THE PART NUMBER IS COMPLETE BY ADDING THE MATERIAL AND FINISH CODES AS A SUFFIX TO THE PART CODE:

MATERIAL/FINISH CODES: SY = STEEL, ZINC YELLOW ROHS
 SZ = STEEL, ZINC CLEAR ROHS †
 SC = STEEL, CAD YELLOW PLATED
 SZN = STEEL, ZINC NICKEL 800 HOURS
 BP = BRASS, PLAIN FINISH

EXAMPLE:
 Part Code 6C1NHL in Steel,
 Zinc Clear Plating is... 6C1NHL SZ

† Indicates stocked configurations

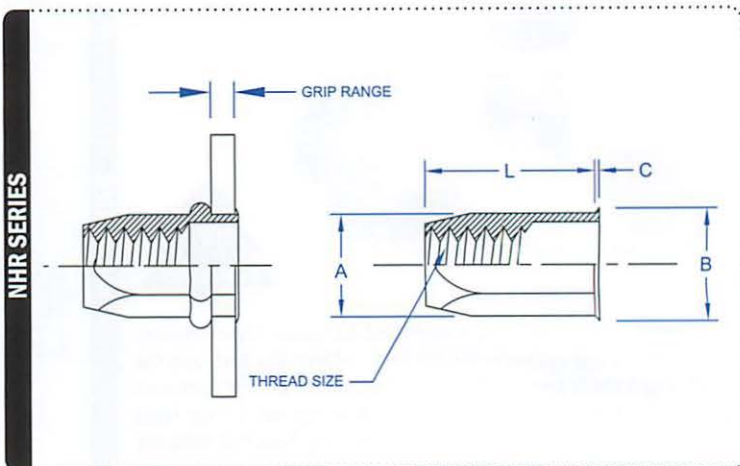
NHR SERIES™ FULL HEX BODY - REDUCED HEAD

EUROPEAN STANDARD RIVETNUTS • HEAVYWALL RIVETNUTS

RIVETNUTS



The RivetKing NHR Series is a heavywall European Style Rivetnut. This robust design upgrades the thickness of both the body which provides increased endurance of the joint and assembly. NHR series has a reduced head and a full hex shaped body which resist spin out. Spin-Pull tools are recommended for installation of NHR series rivetnuts.



| INCH | PART CODE | THREAD SIZE (INCH) | GRIP CODE | GRIP RANGE | OVERALL LENGTH REF | HEAD DIA ACROSS FLATS REF. | HEAD HEIGHT REF. | BODY DIAMETER ACROSS FLATS REF. | HOLE SIZE ACROSS FLATS +.000/-.004 |
|------|-----------|--------------------|-----------|-------------|--------------------|----------------------------|------------------|---------------------------------|------------------------------------|
| | | 8C1NHR | 8-32 UNC | #1 | .027 - .125 | .402 | .260 | .012 | .235 |
| | 10F1NHR | 10-32 UNF | #1 | .027 - .125 | .571 | .311 | .016 | .275 | .280 |
| | 25C1NHR | 1/4-20 UNC | #1 | .027 - .125 | .638 | .390 | .016 | .354 | .361 |
| | 31C1NHR | 5/16-18 UNC | #1 | .027 - .125 | .717 | .457 | .016 | .432 | .440 |
| | 31C2NHR | 5/16-18 UNC | #2 | .125 - .220 | .827 | .457 | .016 | .432 | .440 |
| | 37C1NHR | 3/8-16 UNC | #1 | .030 - .140 | .906 | .559 | .020 | .511 | .519 |

| METRIC | PART CODE | THREAD SIZE (METRIC) | GRIP CODE | GRIP RANGE | LENGTH REF. | HEAD DIA ACROSS FLATS REF. | HEAD HEIGHT REF. | BODY DIAMETER ACROSS FLATS REF. | HOLE SIZE ACROSS FLATS +.00/-01 |
|--------|-----------|----------------------|-----------|-------------|-------------|----------------------------|------------------|---------------------------------|---------------------------------|
| | | .40C1NHR | M4 | #1 | 0.25 - 2.00 | 10.00 | 6.60 | .30 | 6.00 |
| | .50C1NHR | M5 | #1 | 0.50 - 3.00 | 13.00 | 7.70 | .40 | 7.00 | 7.10 |
| | .60C1NHR | M6 | #1 | 0.50 - 3.00 | 14.50 | 9.80 | .40 | 9.00 | 9.10 |
| | .80C1NHR | M8 | #1 | 0.50 - 3.00 | 16.50 | 11.80 | .40 | 11.00 | 11.10 |
| | .80C2NHR | M8 | #2 | 3.00 - 5.50 | 19.50 | 11.80 | .40 | 11.00 | 11.10 |
| | .100C1NHR | M10 | #1 | 1.00 - 3.50 | 21.00 | 14.00 | .50 | 13.00 | 13.10 |
| | .120C1NHR | M12 | #1 | 1.00 - 4.00 | 25.00 | 17.50 | .60 | 16.00 | 16.10 |

THE PART NUMBER IS COMPLETE BY ADDING THE MATERIAL AND FINISH CODES AS A SUFFIX TO THE PART CODE:

MATERIAL/FINISH CODES: SY = STEEL, ZINC YELLOW ROHS
 SZ = STEEL, ZINC CLEAR ROHS †
 SC = STEEL, CAD YELLOW PLATED
 SZN = STEEL, ZINC NICKEL 800 HOURS
 BP = BRASS, PLAIN FINISH

EXAMPLE:
 Part Code 6C1NHR in Steel,
 Zinc Clear Plating is... 6C1NHRSZ

† Indicates stocked configurations

CROSS REFERENCE TABLE BY PART NUMBER

| RIVETKING® | AVK® | ATLAS® | SHEREX® | MARSON® | CELUS® | POP® |
|------------|---------------|---------------|---------------|---------|----------------|---------------|
| 6C1KFSY | ALS4-632-80 | AELS-632-80 | CAL2-0632-080 | 57310 | | TL51-632-80 |
| 6C2KFSY | ALS4-632-130 | AELS-632-130 | CAL2-0632-130 | 57312 | | TL51-632-130 |
| 8C1KFSY | ALS4-832-80 | AELS-832-80 | CAL2-0832-080 | 57320 | | TL51-832-80 |
| 8C2KFSY | ALS4-832-130 | AELS-832-130 | CAL2-0832-130 | 57321 | | TL51-832-130 |
| 10C1KFSY | ALS4-1024-130 | | CAL2-1024-130 | 57330 | | TL51-1024-130 |
| 10C2KFSY | ALS4-1024-225 | | CAL2-1024-225 | 57332 | | TL51-1024-225 |
| 10F1KFSY | ALS4-1032-130 | AELS-1032-130 | CAL2-1032-130 | 57340 | | TL51-1032-130 |
| 10F2KFSY | ALS4-1032-225 | AELS-1032-225 | CAL2-1032-225 | 57342 | | TL51-1032-225 |
| 25C1KFSY | ALS4-420-165 | AELS-420-165 | CAL2-2520-165 | 57350 | | TL51-420-165 |
| 25C2KFSY | ALS4-420-260 | AELS-420-260 | CAL2-2520-260 | 57354 | | TL51-420-260 |
| 31C1KFSY | ALS4-518-150 | AELS-518-150 | CAL2-3118-150 | 57371 | | TL51-518-150 |
| 31C2KFSY | ALS4-518-312 | AELS-518-312 | CAL2-3118-312 | 57374 | | TL51-518-312 |
| 37C1KFSY | ALS4-616-150 | AELS-616-150 | CAL2-3716-150 | 57381 | | TL51-616-150 |
| 37C2KFSY | ALS4-616-312 | AELS-616-312 | CAL2-3716-312 | 57382 | | TL51-616-312 |
| 50C1KFSY | ALS4-813-200 | AELS-813-200 | CAL2-5013-200 | | | TL51-813-200 |
| 50C2KFSY | ALS4-813-350 | AELS-813-350 | CAL2-5013-350 | | | TL51-813-350 |
| 6C1KRSY | AKS4-632-080 | AEKS-632-80 | CAK2-0632-080 | 56810 | | TKS1-632-80 |
| 6C2KRSY | AKS4-632-130 | AEKS-632-130 | CAK2-0632-130 | 56812 | | TKS1-632-130 |
| 8C1KRSY | AKS4-832-080 | AEKS-832-80 | CAK2-0832-080 | 56820 | | TKS1-832-80 |
| 8C2KRSY | AKS4-832-130 | AEKS-832-130 | CAK2-0832-130 | 56821 | | TKS1-832-130 |
| 10C1KRSY | AKS4-1024-130 | | CAK2-1024-130 | 56830 | | TKS1-1024-130 |
| 10C2KRSY | AKS4-1024-225 | | CAK2-1024-225 | 56832 | | TKS1-1024-225 |
| 10F1KRSY | AKS4-1032-130 | AEKS-1032-130 | CAK2-1032-130 | 56840 | | TKS1-1032-130 |
| 10F2KRSY | AKS4-1032-225 | AEKS-1032-225 | CAK2-1032-225 | 56842 | | TKS1-1032-225 |
| 25C1KRSY | AKS4-420-165 | AEKS-420-165 | CAK2-2520-165 | 56850 | | TKS1-420-165 |
| 25C2KRSY | AKS4-420-260 | AEKS-420-260 | CAK2-2520-260 | 56854 | | TKS1-420-260 |
| 31C1KRSY | AKS4-518-150 | AEKS-518-150 | CAK2-3118-150 | 56871 | | TKS1-518-150 |
| 31C2KRSY | AKS4-518-312 | AEKS-518-312 | CAK2-3118-312 | 56874 | | TKS1-518-312 |
| 37C1KRSY | AKS4-616-150 | AEKS-616-150 | CAK2-3716-150 | 56881 | | TKS1-616-150 |
| 37C2KRSY | AKS4-616-312 | AEKS-616-312 | CAK2-3716-312 | 56882 | | TKS1-616-312 |
| 4C1IRLSZ | RNS-440-60 | | CA-0440S-060 | | | |
| 4C2IRLSZ | RNS-440-85 | | CA-0440S-085 | | | |
| 4C3IRLSZ | RNS-440-110 | | CA-0440S-110 | | | |
| 6C1IRLSZ | RNS-632-75 | | CA-0632S-075 | 57110 | | |
| 6C2IRLSZ | RNS-632-120 | | CA-0632S-120 | | | |
| 6C3IRLSZ | RNS-632-160 | | CA-0632S-160 | | | |
| 8C1IRLSZ | RNS-832-75 | | CA-0832S-075 | 57120 | | |
| 8C2IRLSZ | RNS-832-120 | | CA-0832S-120 | 57121 | | |
| 8C3IRLSZ | RNS-832-160 | | CA-0832S-160 | | | |
| 10C1IRLSZ | | | CA-1024S-080 | 57130 | | |
| 10C2IRLSZ | | | CA-1024S-130 | 57132 | | |
| 10C3IRLSZ | | | CA-1024S-180 | | | |
| 10F1IRLSZ | RNS-1032-80 | | CA-1032S-080 | 57140 | | |
| 10F2IRLSZ | RNS-1032-130 | | CA-1032S-130 | 57142 | | |
| 10F3IRLSZ | RNS-1032-180 | | CA-1032S-180 | | | |
| 25C1IRLSZ | RNS-420-80 | | CA-2520S-080 | 57150 | | STS1-420-80 |
| 25C2IRLSZ | RNS-420-140 | | CA-2520S-140 | 57152 | | STS1-420-140 |
| 25C3IRLSZ | RNS-420-200 | | CA-2520S-200 | 57154 | | STS1-420-200 |
| 31C1IRLSZ | RNS-518-125 | | CA-3118S-125 | 57171 | | STS1-518-125 |
| 31C2IRLSZ | RNS-518-200 | | CA-3118S-200 | 57174 | | STS1-518-200 |
| 31C3IRLSZ | RNS-518-275 | | CA-3118S-275 | | | - |
| 37C1IRLSZ | RNS-616-115 | | CA-3716S-115 | 57181 | | STS1-616-115 |
| 37C2IRLSZ | RNS-616-200 | | CA-3716S-200 | 57184 | | STS1-616-200 |
| 37C3IRLSZ | RNS-616-285 | | CA-3716S-285 | | | - |
| 50C1IRLSZ | RNS-813-150 | | CA-5013S-150 | | | STS1-813-150 |
| 50C2IRLSZ | RNS-813-250 | | CA-5013S-250 | | | STS1-813-250 |
| 50C3IRLSZ | RNS-813-350 | | CA-5013S-350 | | | |
| 6C1IRRSZ | AOS4-632-80 | AEOS-632-80 | CAO2-0632-080 | 57415 | CS632-080-SF | |
| 8C1IRRSZ | AOS4-832-80 | AEOS-832-80 | CAO2-0832-080 | 57425 | CS832-080-SF | |
| 10C1IRRSZ | AOS4-1024-130 | AEOS-1024-130 | CAO2-1024-130 | 57435 | CS1024-130-SF | |
| 10F1IRRSZ | AOS4-1032-130 | AEOS-1032-130 | CAO2-1032-130 | 57445 | CS1032-130-SF | |
| 25C1IRRSZ | AOS4-420-165 | AEOS-420-165 | CAO2-2520-165 | 57455 | CS1420-165-SF | |
| 31C1IRRSZ | AOS4-518-200 | AEOS-518-200 | CAO2-3118-200 | 57475 | CS51618-200-SF | |
| 37C1IRRSZ | AOS4-616-200 | AEOS-616-200 | CAO2-3716-200 | 57485 | CS3816-200-SF | |
| 6C1IRRAP | | | | 57510 | CA632-080-SF | |
| 8C1IRRAP | | | | 57520 | CA832-080-SF | |
| 10C1IRRAP | | | | 57530 | CA1024-130-SF | |
| 10F1IRRAP | | | | 57540 | CA1032-130-SF | |
| 25C1IRRAP | | | | 57550 | CA1420-165-SF | |
| 31C1IRRAP | | | | 57575 | CA51618-200-SF | |
| 37C1IRRAP | | | | 57585 | CA3816-200-SF | |

AVK® IS A REGISTERED TRADEMARK OF SPFS® FASTENERS, A DIVISION OF PCCO COMPANY. ATLAS® IS A REGISTERED TRADEMARK OF PENN ENGINEERING®. SHEREX® IS A REGISTERED TRADEMARK OF SHEREX FASTENING SOLUTIONS®. POP® IS A REGISTERED TRADE MARK OF EMHART CORPORATION®. A DIVISION OF BLACK & DECKER®. MARSON® IS A REGISTERED TRADE MARK OF ALOA®. CELUS® AND RIVETKING® IS A REGISTERED TRADEMARK OF THE INDUSTRIAL RIVET & FASTENER COMPANY, INC.

CROSS REFERENCE TABLE BY PART NUMBER

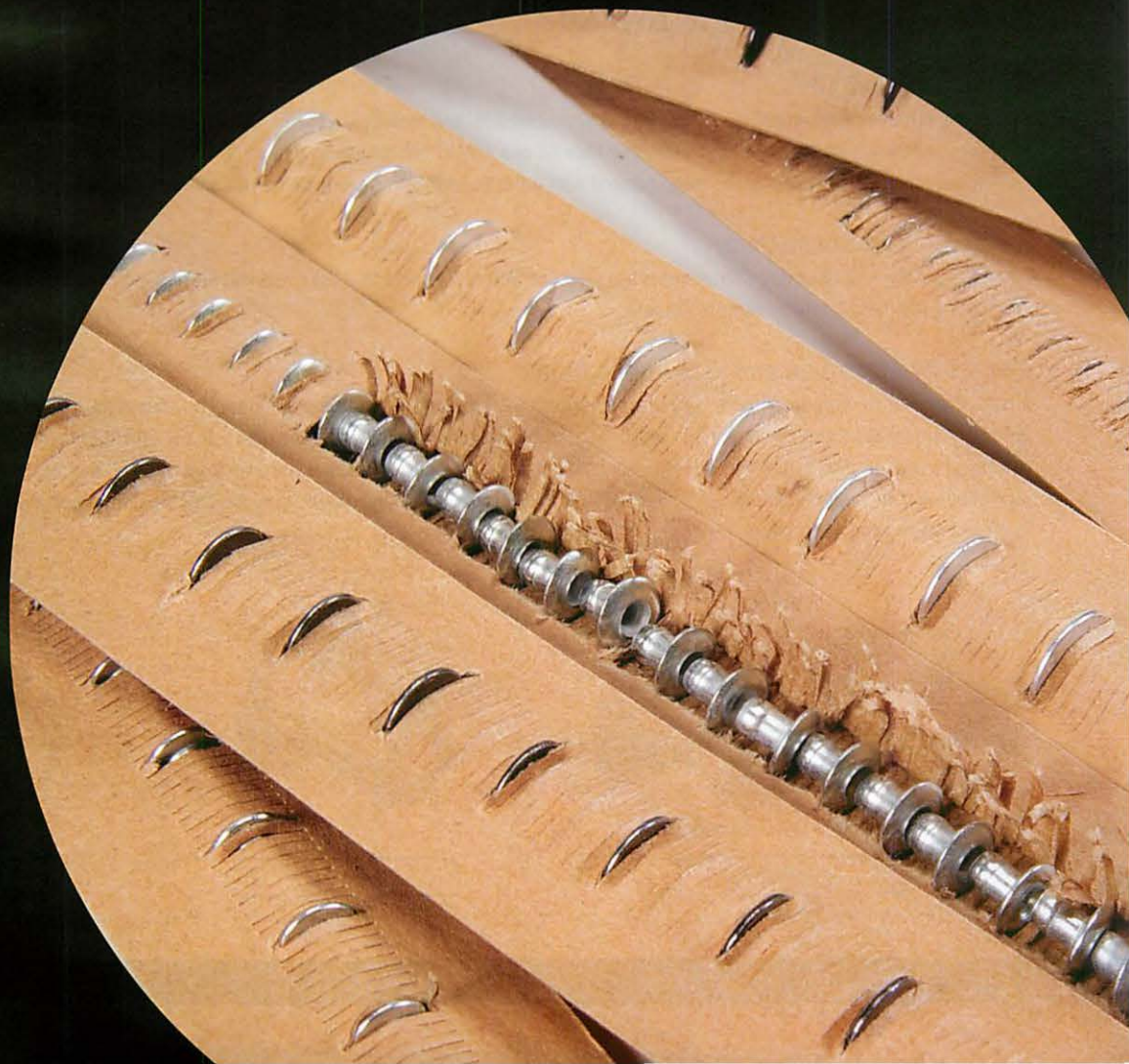
AWK® IS A REGISTERED TRADEMARK OF SPS® FASTENERS, A DIVISION OF PCC® COMPANY. ATLAS® IS A REGISTERED TRADEMARK OF PENN ENGINEERING®. SHEREX® IS A REGISTERED TRADEMARK OF SHEREX FASTENING SOLUTIONS®. POP® IS A REGISTERED TRADEMARK OF ENHART CORPORATION®. A DIVISION OF BLACK & DECKER®. MARSON® IS A REGISTERED TRADE MARK OF ALCOA®. CELUS® AND RIVETKING® IS A REGISTERED TRADEMARK OF THE INDUSTRIAL RIVET & FASTENER COMPANY, INC.

| RIVETKING® | AVK® | ATLAS® | SHEREX® | MARSON® | CELUS® | POP® |
|------------|----------------|---------------|----------------|---------|--------|---------------|
| 6C1ISNSZ | AWS2-632 | | CFW2-0632 | | | |
| 8C1ISNSZ | AWS2-832 | | CFW2-0832 | | | |
| 10C1ISNSZ | AWS2-1024 | | CFW2-1024 | | | |
| 10F1ISNSZ | AWS2-1032 | | CFW2-1032 | | | |
| 25C1ISNSZ | AWS2-420 | | CFW2-2520 | | | |
| 31C1ISNSZ | AWS2-518 | | CFW2-3118 | | | |
| 37C1ISNSZ | AWS2-616 | | CFW2-3716 | | | |
| 4C1ISRSZ | ATS2-440 | AETS-440 | CFT2-0440 | | | |
| 6C1ISRSZ | ATS2-632 | AETS-632 | CFT2-0632 | 57810 | | |
| 8C1ISRSZ | ATS2-832 | AETS-832 | CFT2-0832 | 57820 | | |
| 10C1ISRSZ | ATS2-1024 | AETS-1024 | CFT2-1024 | 57830 | | |
| 10F1ISRSZ | ATS2-1032 | AETS-1032 | CFT2-1032 | 57840 | | |
| 25C1ISRSZ | ATS2-420 | AETS-420 | CFT2-2520 | 57850 | | |
| 31C1ISRSZ | ATS2-518 | AETS-518 | CFT2-3118 | 57871 | | |
| 37C1ISRSZ | ATS2-616 | AETS-616 | CFT2-3716 | 57881 | | |
| 50C1ISRSZ | ATS2-813 | AETS-813 | CFT2-5013 | | | |
| 6C1IHFSY | AHS4-632-80 | AEHS-632-80 | CAH2-0632-080 | 52610 | | THS1-632-80 |
| 6C2IHFSY | AHS4-632-130 | AEHS-632-130 | CAH2-0632-130 | 52612 | | THS1-632-130 |
| 8C1IHFSY | AHS4-832-80 | AEHS-832-80 | CAH2-0832-080 | 52620 | | THS1-832-80 |
| 8C2IHFSY | AHS4-832-130 | AEHS-832-130 | CAH2-0832-130 | 52621 | | THS1-832-130 |
| 10C1IHFSY | AHS4-1024-130 | | CAH2-1024-130 | 52630 | | THS1-1024-130 |
| 10C2IHFSY | AHS4-1024-225 | | CAH2-1024-225 | 52632 | | THS1-1024-225 |
| 10F1IHFSY | AHS4-1032-130 | AEHS-1032-130 | CAH2-1032-130 | 52640 | | THS1-1032-130 |
| 10F2IHFSY | AHS4-1032-225 | AEHS-1032-225 | CAH2-1032-225 | 52642 | | THS1-1032-225 |
| 25C1IHFSY | AHS4-420-165 | AEHS-420-165 | CAH2-2520-165 | 52650 | | THS1-420-165 |
| 25C2IHFSY | AHS4-420-260 | AEHS-420-260 | CAH2-2520-260 | 52654 | | THS1-420-260 |
| 31C1IHFSY | AHS4-518-150 | AEHS-518-150 | CAH2-3118-150 | 52671 | | THS1-518-150 |
| 31C2IHFSY | AHS4-518-312 | AEHS-518-312 | CAH2-3118-312 | 52674 | | THS1-518-312 |
| 37C1IHFSY | AHS4-616-150 | AEHS-616-150 | CAH2-3716-150 | 52681 | | THS1-616-150 |
| 37C2IHFSY | AHS4-616-312 | AEHS-616-312 | CAH2-3716-312 | 52684 | | THS1-616-312 |
| JF-3100 | | | | | | E632 |
| JF-3250 | | | | | | C632 |
| JF-4100 | | | | | | B832 |
| JF-5150 | | | | | | 10S |
| JF-5170 | | | | | | Q1032 |
| JF-5190 | | | | | | H1032 |
| JF-5250 | | | | | | 10SL |
| JF-6150 | | | | | | 1/4S |
| JF-6200 | | | | | | D1420 |
| JF-6250 | | | | | | J1420 |
| JF-8200 | | | | | | E51618 |
| JF-8250 | | | | | | F51618 |
| JF-1027 | | | | | | A3816 |
| JK-0401 | | | | | | 4SJN |
| JK-0402 | | | | | | 4LJN |
| JK-0501 | | | | | | 6SJN |
| JK-0502 | | | | | | 6LJN |
| JK-0601 | | | | | | 8SJN |
| JK-0602 | | | | | | 8LJN |
| 10F1IPBSY | | | CPB2-1032-175 | | | |
| 10F2IPBSY | | | CPB2-1032-320 | | | |
| 25C1IPBSY | ARS4-420-280 | AES25P280PB | CPB2-2520-280 | | | |
| 25C2IPBSY | ARS4-420-500 | AES25P500PB | CPB2-2520-500 | | | |
| 31C1IPBSY | ARS4-518-280 | AES31P280PB | CPB2-3118-280 | | | |
| 31C2IPBSY | ARS4-518-500 | AES31P500PB | CPB2-3118-500 | | | |
| .50C1IPBSY | | | CPB2-580-4.45 | | | |
| .50C2IPBSY | | | CPB2-580-8.1 | | | |
| .60C1IPBSY | ARS4-610-7.1 | AESM6P7.1PB | CPB2-610-7.1 | | | |
| .60C2IPBSY | ARS4-610-12.7 | AESM6P12.7PB | CPB2-610-12.7 | | | |
| .80C1IPBSY | ARS4-8125-7.1 | AESM8P7.1PB | CPB2-8125-7.1 | | | |
| .80C2IPBSY | ARS4-8125-12.7 | AESM8P12.7PB | CPB2-8125-12.7 | | | |
| 10F1IPNSY | | | CPN2-1032-175 | | | |
| 10F2IPNSY | | | CPN2-1032-320 | | | |
| 25C1IPNSY | ARS4-420-280 | | CPN2-2520-280 | | | |
| 25C2IPNSY | ARS4-420-500 | | CPN2-2520-500 | | | |
| 31C1IPNSY | ARS4-518-280 | | CPN2-3118-280 | | | |
| 31C2IPNSY | ARS4-518-500 | | CPN2-3118-500 | | | |
| .50C1IPNSY | | | CPN2-580-4.45 | | | |
| .50C2IPNSY | | | CPN2-580-8.1 | | | |
| .60C1IPNSY | ARS4-610-7.1 | | CPN2-610-7.1 | | | |
| .60C2IPNSY | ARS4-610-12.7 | | CPN2-610-12.7 | | | |
| .80C1IPNSY | ARS4-8125-7.1 | | CPN2-8125-7.1 | | | |
| .80C2IPNSY | ARS4-8125-12.7 | | CPN2-8125-12.7 | | | |



QUICKRIVETING SYSTEM

RIVETKING® QUICKRIVETING SYSTEM



WHAT IS QUICKRIVETING?

THE MODERN, FASTER, LOW FINISHED COST SUCCESSOR TO BLIND RIVETING.

QuickRivets are permanent fastener designed for blind or 1 sided riveting in medium and high volume applications. Rivets are aligned in a paper strip called a pod or magazine so that the rivets can be automatically fed into the quickriveter. The result? An increased output, lower assembly cost and labor saving permanent fastening solution.

WHY QUICKRIVETING?

Increased Output

QuickRivets can be installed up to 4 times faster than traditional blind rivets or screws. Cycle times are limited to less than 2 seconds and installation speeds can reach up to 30 ppm (Semi-Automatic) and 60 ppm (Fully Automatic).

Reduced Labor

Many users require additional labor to pre-install standard rivets or screws for faster assembly. The QuickRivet eliminates this task, by allowing the user to feed the rivets themselves. And in those applications where the user is installing the standard blind rivet or screw individually by hand, the QuickRivet offers the increased assembly speed because the feed of the tool occurs once per pod, as apposed to once per rivet. The increased output leads to a reduction the number of assemblers required to meet the manufacturing demand of your product.

Minimal Wasted, Improved Safety

Standard blind rivets have a disposable nail or mandrel that can pose a safety problem when dropped on the floor. The QuickRivet System employs a re-usable mandrel that can be used for up to 50K rivets. The only waste generated is that of the paper pods (made of recycled paper), which can again be recycled.

Cost Savings

Increased Output & Production Capacity, Reduced Labor Cost, Minimized Waste and Improved Safety equals overall cost savings to the user.

Improved Joint Quality and Performance

Permanent fastening offers a higher clamp up value then that of screws. In addition, because of the clamping force applied, the joint is more secure when under shear and tension loads as well as resists vibration.

Fine Tuning and Flexibility

Due to the variety of rivet types, materials, front jaw assemblies, and mandrel sizes, the QuickRiveting System® can be fine tuned to work perfectly with your application. Whether a tight clinch for good hole fill or a light clinch for use as a pivot or when used with fragile PCB's. The QuickRivet System is completely customizable, yet can be interchanged with other QuickRiveting products for use on other assembly lines.

Reliability and Consistency

When the proper QuickRiveting Components are selected, you can be sure that the rivets will perform consistently both during and after assembly, eliminating the need for frequent adjustments.

Perfect for Electronic and PCB Applications

A Typical problem in standard blind riveting for electronic applications is due to the remaining portion of the nail or mandrel left in the rivet after assembly. Under the right conditions this small piece of the mandrel can fall out of the rivet into the electronic component causing a short circuit. QuickRivets are not affected by this condition because the mandrel is completely withdrawn from the rivet during assembly. In addition, QuickRivets are a great catalyst in dispersing heat generated in electronic components which makes it perfect for high temperature environments such as HeatSinks, Rambus Fixtures and Microchips.



DOMED HEAD

COUNTERSUNK HEAD

ZIPRIV®



ZIPSHO®



ZIPSCREW®

RIVETKING® RK-753™ ASSEMBLY TOOL

RK-753 QUICKRIVETING HAND TOOL

BUILT WITH SPEED, POWER, AND RELIABILITY IN MIND, THE RK-753™ IS YOUR TURNKEY SOLUTION TO INSTALLING ZIPRIV®, ZIPSHO®, ZIPSCREW®, AND ZIPGROOVE™ QUICKRIVETING PRODUCTS.

The RK-753 HydraPneumatic QuickRiveter™ separates the nose of the tool from the weight of the tool body, therefore, the operator carries only 2.37 lbs, while the heavier remote intensifier is stored at ground level. In addition, an on-board oil reservoir allows for proper lubrication during use. Applicable nose pieces, mandrels, springs, and spare parts are always available from your local distributor.



RK-753-P3 QUICKRIVETING HAND TOOL



TECHNICAL SPECIFICATION AND PERFORMANCE DATA

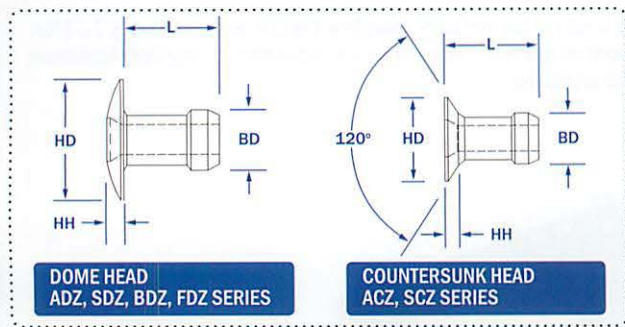
| | |
|-------------------------|--|
| Setting Capacity: | 3/32" (2.4) - 1/8" (3.2) - 5/32" (4.0) - 3/16" (4.8) |
| Rivet Types: | Rivetking® Zipriv®, Zipsho®, ZipScrew®, ZipGroove™ and ZipTronic™, Avdel®, Briv®, Chobert®, Rivscrew®, Grovit® and Avlug®, Avtronic® |
| Air Supply Pressure: | 72.5 - 101.5 psi |
| Free Air Pressure: | 74 psi with 158.66 in |
| Traction Power @ 90psi: | 874 lb/f |
| Stroke Length: | 1.18" Minimum |
| Cycle Time: | 1-2 Seconds |
| Weight: | 2.376 lbs |
| Vibration: | 2.7 m/s |
| Overall Length: | 18.70" Inches |
| Noise Level: | 70 dBA Max. |
| Intensification Ratio: | 30:1 |

1) ZIPRIV®, ZIPSHO®, ZIPSCREW®, ZIPGROOVE™ AND ZIPTRONIC™ ARE REGISTERED TRADEMARKS OF INDUSTRIAL RIVET & FASTENER CO.

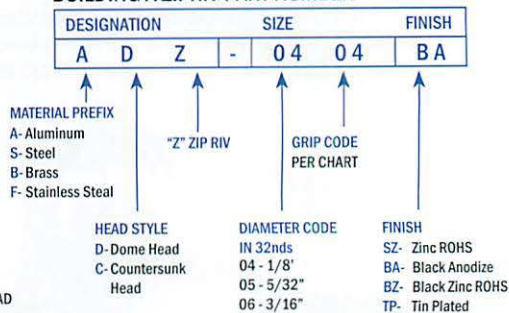
2) BRIV®, CHOBERT®, RIVSCREW®, GROVIT® AND AVLUG®, AVTRONIC® ARE REGISTERED TRADEMARKS OF AVDEL®, ACUMENT™ GLOBAL TECHNOLOGIES COMPANY, COPYRIGHT © 2007 ACUMENT™ INTELLECTUAL PROPERTIES LLC.

3) INDUSTRIAL RIVET & FASTENER CO. AND RIVETKING® ARE IN NO WAY ASSOCIATED WITH AVDEL®, ACUMENT™ GLOBAL TECHNOLOGIES COMPANY, COPYRIGHT © 2007 ACUMENT™ INTELLECTUAL PROPERTIES LLC.

Extensively used in sheet metal fabrication, ZipRiv® offers a high clamp up to steel, brass, aluminum and some plastic substrates. The ZipRiv® can be identified by its bulge towards the tail of the rivet. Offered in dome and countersunk head styles in a variety of materials and finishes.



BUILDING A ZIPRIV PART NUMBER



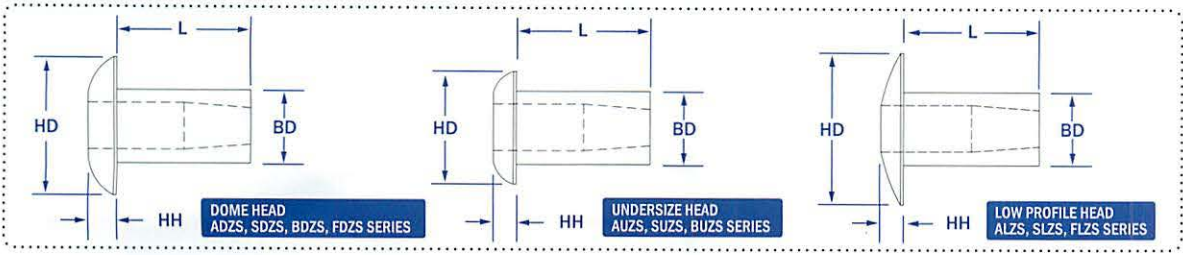
| | PART NUMBER | GRIP RANGE | LENGTH LENGTH MAX. | PCS/ POD PCS/ POD +/-1 | HOLE SIZE | | BD BODY DIA MAX | HD HEAD DIA MAX | HH HEAD HEIGHT MAX |
|------------------|-------------------------|-----------------------|--------------------|------------------------------|--------------|--------------|-----------------|-----------------|--------------------|
| | | | | | MIN | MAX | | | |
| DOME HEAD | (X)DZ - 0304 | .045-.095 (1.14-2.42) | .157 (3.98) | 64 | | | | | |
| | (X)DZ - 0306 | .085-.135 (2.15-3.43) | .197 (5.00) | 52 | .093 (2.36) | .096 (2.44) | .0923 (2.35) | .162 (4.30) | .035 (0.89) |
| | (X)DZ - 0308 | .125-.175 (3.17-4.45) | .237 (6.02) | 44 | | | | | |
| | (X)DZ - 0403 | .025-.075 (0.64-1.91) | .152 (3.86) | 59 | | | | | |
| | (X)DZ - 0404 | .045-.095 (1.14-2.42) | .172 (4.37) | 58 | | | | | |
| | (X)DZ - 0405 | .065-.115 (1.65-2.87) | .192 (4.87) | 50 | | | | | |
| | (X)DZ - 0406 | .085-.135 (2.15-3.43) | .212 (5.39) | 48 | .1285 (3.26) | .1315 (3.34) | .1235 (3.14) | .257 (6.60) | .039 (0.99) |
| | (X)DZ - 0408 | .125-.175 (3.17-4.45) | .252 (6.41) | 42 | | | | | |
| | (X)DZ - 0410 | .165-.215 (4.19-5.47) | .292 (7.42) | 37 | | | | | |
| | (X)DZ - 0412 | .215-.255 (5.20-6.48) | .332 (8.44) | 33 | | | | | |
| | (X)DZ - 0414 | .245-.295 (6.22-7.50) | .372 (9.45) | 29 | | | | | |
| | (X)DZ - 0505 | .062-.115 (1.57-2.93) | .193 (4.91) | 52 | | | | | |
| | (X)DZ - 0507 | .105-.155 (2.66-3.94) | .233 (5.92) | 44 | | | | | |
| | (X)DZ - 0509 | .145-.195 (3.68-4.96) | .273 (6.94) | 39 | .1562 (3.97) | .1592 (4.04) | .1525 (3.88) | .332 (8.30) | .039 (0.99) |
| | (X)DZ - 0511 | .185-.235 (4.69-5.97) | .313 (7.95) | 34 | | | | | |
| | (X)DZ - 0513 | .225-.275 (5.71-6.99) | .353 (8.97) | 31 | | | | | |
| | (X)DZ - 0515 | .265-.315 (6.73-8.00) | .393 (9.98) | 26 | | | | | |
| | (X)DZ - 0606 | .065-.130 (1.65-3.30) | .212 (5.39) | 46 | | | | | |
| | (X)DZ - 0607 | .080-.155 (2.03-3.94) | .240 (6.10) | 42 | | | | | |
| (X)DZ - 0609 | .145-.205 (3.68-5.21) | .290 (7.37) | 35 | | | | | | |
| (X)DZ - 0611 | .195-.255 (4.95-6.48) | .340 (8.64) | 31 | .191 (4.85) | .194 (4.93) | .1875 (4.77) | .382 (9.80) | .046 (1.17) | |
| (X)DZ - 0613 | .245-.305 (6.22-7.75) | .390 (9.91) | 27 | | | | | | |
| (X)DZ - 0615 | .295-.355 (7.49-9.02) | .440 (11.18) | 24 | | | | | | |
| (X)DZ - 0617 | .345-.405 (8.76-10.29) | .490 (12.45) | 22 | | | | | | |
| (X)DZ - 0619 | .395-.455 (10.03-11.56) | .530 (13.46) | 20 | | | | | | |
| COUNTERSUNK HEAD | (X)CZ - 0404 | .057-.067 (1.45-1.70) | .165 (4.19) | 72 | | | | | 0.027 (0.74) |
| | (X)CZ - 0405 | .050-.090 (1.27-2.29) | .170 (4.32) | 72 | | | | | 0.029 (0.69) |
| | (X)CZ - 0406 | .060-.110 (1.52-2.79) | .188 (4.77) | 64 | | | | | |
| | (X)CZ - 0407 | .100-.150 (2.54-3.81) | .228 (5.79) | 52 | .1285 (3.26) | .1315 (3.34) | .1245 (3.17) | .230 (5.50) | 0.03 (0.76) |
| | (X)CZ - 0408 | .140-.190 (3.56-4.83) | .268 (6.81) | 44 | | | | | |
| | (X)CZ - 0410 | .180-.230 (4.57-5.84) | .308 (7.82) | 38 | | | | | |
| | (X)CZ - 0411 | .220-.270 (5.59-6.86) | .348 (8.84) | 33 | | | | | |
| | (X)CZ - 0505 | .062-.115 (1.57-2.93) | .204 (5.18) | 59 | | | | | |
| | (X)CZ - 0506 | .086-.135 (2.15-3.43) | .224 (5.69) | 54 | | | | | |
| | (X)CZ - 0507 | .105-.155 (2.66-3.94) | .244 (6.19) | 49 | .1562 (3.97) | .1592 (4.04) | .1535 (3.90) | .240 (6.50) | 0.04 (1.02) |
| | (X)CZ - 0509 | .145-.195 (3.68-4.96) | .284 (7.21) | 42 | | | | | |
| | (X)CZ - 0511 | .185-.235 (4.69-5.97) | .324 (8.22) | 36 | | | | | |
| | (X)CZ - 0513 | .225-.275 (5.71-6.99) | .364 (9.24) | 32 | | | | | |

NOTE: SHEAR AND TENSILE DATA VARIES BASED ON HOLE SIZE, ACTUAL GRIP AND SUBSTRATE MATERIAL SELECTION. FOR REFERENCE DATA PLEASE CONTACT THE ENGINEERING DEPARTMENT. FOR CRITICAL APPLICATIONS, WE SUGGEST OUR ENGINEERING DEPARTMENT PERFORM TESTING ON THE ACTUAL MATERIALS TO BE RIVETED. RESULTING DATA WILL BE PROVIDED UPON REQUEST.

METRIC DIMENSIONS ARE IN PARENTHESIS



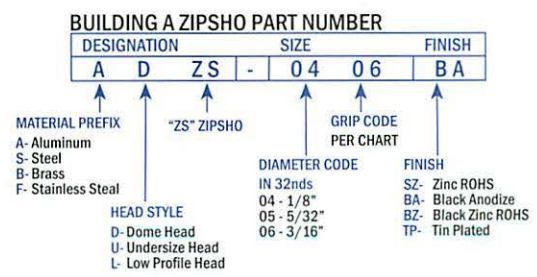
Typically used in soft or brittle materials, ZipSho® is designed for fastening applications that may be sensitive to clamping force and shock. ZipSho® assemblies materials such as acrylic, plastic, vinyl, rubber wood or brittle metals that can crack or break under extreme clamping pressure. An internally tapered hole uses controlled radial expansion of the tail which firmly fastens without adversely affecting the riveted substrates.



| | PART NUMBER | GRIP RANGE | LENGTH LENGTH MAX. | PCS/ POD PCS/ POD +/-1 | HOLE SIZE | BD BODY DIA MAX | HD HEAD DIA MAX | HH HEAD HEIGHT MAX |
|------------------|-------------------------|-------------------------|--------------------|------------------------|--------------|-----------------|-----------------|--------------------|
| DOME HEAD | (X)DZS-0304 | .001-.062 (0.00-1.57) | .125 (3.17) | 73 | .098 (2.49) | .1005 (2.55) | .0975 (2.48) | .163 (4.3) |
| | (X)DZS-0306 | .062-.125 (1.57-3.17) | .187 (4.75) | 52 | | | | |
| | (X)DZS-0308 | .125-.187 (3.17-4.75) | .250 (6.35) | 41 | | | | |
| | (X)DZS-0404 | .000-.062 (0.00-1.57) | .125 (3.17) | 71 | .129 (3.28) | .1315 (3.34) | 0.1285 (3.27) | .217 (5.5) |
| | (X)DZS-0406 | .062-.125 (1.57-3.17) | .187 (4.75) | 51 | | | | |
| | (X)DZS-0408 | .125-.187 (3.17-4.75) | .250 (6.35) | 39 | | | | |
| | (X)DZS-0410 | .187-.250 (4.75-6.35) | .312 (7.92) | 32 | | | | |
| | (X)DZS-0412 | .250-.312 (6.35-7.92) | .375 (9.52) | 27 | | | | |
| | (X)DZS-0506 | .062-.125 (1.57-3.17) | .187 (4.75) | 47 | | | | |
| | (X)DZS-0508 | .125-.187 (3.17-4.75) | .250 (6.35) | 38 | .161 (4.09) | 0.164 (4.16) | .1595 (4.06) | .257 (6.5) |
| | (X)DZS-0510 | .187-.250 (4.75-6.35) | .312 (7.92) | 31 | | | | |
| | (X)DZS-0512 | .250-.312 (6.35-7.92) | .375 (9.52) | 27 | | | | |
| | (X)DZS-0514 | .312-.375 (7.92-9.52) | .437 (11.1) | 23 | | | | |
| | (X)DZS-0516 | .375-.437 (9.52-11.10) | .500 (12.7) | 21 | | | | |
| | (X)DZS-0605 | .000-.062 (0.00-1.57) | .156 (3.96) | 50 | | | | |
| | (X)DZS-0607 | .062-.125 (1.57-3.17) | .219 (5.56) | 38 | | | | |
| (X)DZS-0609 | .125-.187 (3.17-4.75) | .281 (7.17) | 33 | | | | | |
| (X)DZS-0611 | .187-.250 (4.75-6.35) | .344 (8.74) | 28 | | | | | |
| (X)DZS-0613 | .250-.312 (6.35-7.92) | .406 (10.31) | 24 | | | | | |
| (X)DZS-0615 | .312-.375 (7.92-9.52) | .469 (11.91) | 21 | | | | | |
| (X)DZS-0617 | .375-.437 (9.52-11.10) | .531 (13.49) | 19 | | | | | |
| (X)DZS-0619 | .437-.500 (11.10-12.70) | .594 (15.09) | 17 | | | | | |
| UNDERSIZE HEAD | (X)UZS-0404 | .000-.062 (0.00-1.57) | .125 (3.17) | 71 | .120 (3.048) | .123 (3.124) | .1185 (3.01) | .217 (5.52) |
| | (X)UZS-0406 | .062-.125 (1.57-3.17) | .187 (4.75) | 51 | | | | |
| | (X)UZS-0408 | .125-.187 (3.17-4.75) | .250 (6.35) | 39 | | | | |
| | (X)UZS-0410 | .187-.250 (4.75-6.35) | .312 (7.92) | 32 | | | | |
| | (X)UZS-0412 | .250-.312 (6.35-7.92) | .375 (9.52) | 27 | | | | |
| LOW PROFILE HEAD | (X)LZS-0404 | .000-.062 (0.00-1.57) | .125 (3.17) | 71 | .129 (3.28) | .1315 (3.34) | 0.1285 (3.27) | .262 (6.66) |
| | (X)LZS-0406 | .062-.125 (1.57-3.17) | .187 (4.75) | 51 | | | | |
| | (X)LZS-0408 | .125-.187 (3.17-4.75) | .250 (6.35) | 39 | | | | |
| | (X)LZS-0410 | .187-.250 (4.75-6.35) | .312 (7.92) | 32 | | | | |
| | (X)LZS-0412 | .250-.312 (6.35-7.92) | .375 (9.52) | 27 | | | | |
| | (X)LZS-0605 | .000-.062 (0.00-1.57) | .156 (3.96) | 50 | | | | |
| | (X)LZS-0607 | .062-.125 (1.57-3.17) | .219 (5.56) | 38 | | | | |
| | (X)LZS-0609 | .125-.187 (3.17-4.75) | .281 (7.17) | 33 | | | | |
| | (X)LZS-0611 | .187-.250 (4.75-6.35) | .344 (8.74) | 28 | | | | |
| | (X)LZS-0613 | .250-.312 (6.35-7.92) | .406 (10.31) | 24 | | | | |
| | (X)LZS-0615 | .312-.375 (7.92-9.52) | .469 (11.91) | 21 | | | | |
| | (X)LZS-0617 | .375-.437 (9.52-11.10) | .531 (13.49) | 19 | | | | |
| | (X)LZS-0619 | .437-.500 (11.10-12.70) | .594 (15.09) | 17 | | | | |

NOTE: SHEAR AND TENSILE DATA VARIES BASED ON HOLE SIZE, ACTUAL GRIP AND SUBSTRATE MATERIAL SELECTION. FOR REFERENCE DATA PLEASE CONTACT THE ENGINEERING DEPARTMENT. FOR CRITICAL APPLICATIONS, WE SUGGEST OUR ENGINEERING DEPARTMENT PERFORM TESTING ON THE ACTUAL MATERIALS TO BE RIVETED. RESULTING DATA WILL BE PROVIDED UPON REQUEST.

METRIC DIMENSIONS ARE IN PARENTHESIS



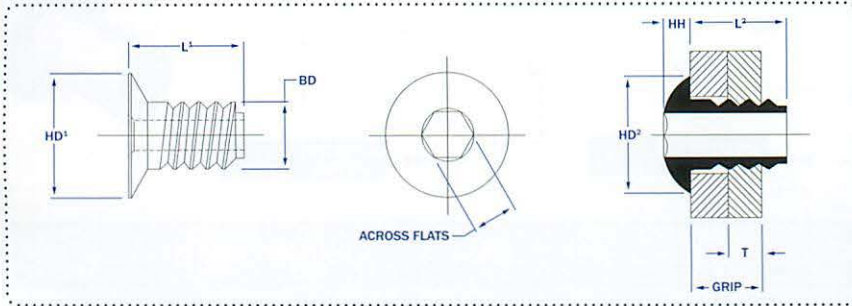
RIVETKING® ZIPSCREW®

THE FOLLOWING PRODUCT IS COVERED UNDER THE FOLLOWING PATENT/TRADemark: 3,668,000

ROHS COMPLIANT

QUICKRIVETING SYSTEM

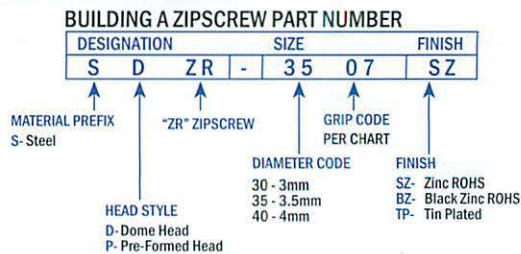
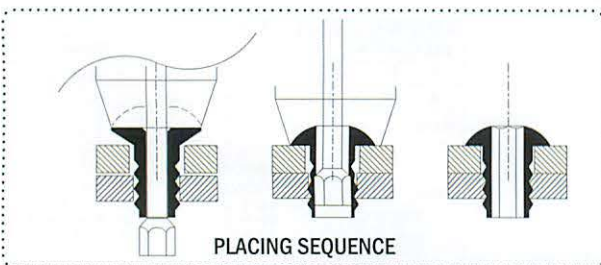
The RivetKing® ZipScrew® is a unique fastener which allows for the continuous removal and replacement after it is installed. Most often its used in electronics where the removal and replacement of microchips, chipsets, mosfets, access doors and other areas where the removal of the rivet by the end user may be required. Often times the ZipScrew® is preferred over traditional screws since the user benefits from the installation speed of a rivet and the removability of a screw. Once installed, the user can use a standard hex key to remove the rivet, and later reinstall the rivet just like a screw. The ZipScrew® radial expands resulting in a vibration resistant assembly. Can be used in materials with less than 105 Hv5 hardness.



| PART NUMBER | GRIP RANGE | L1 LENGTH AS INSTALLED | L2 LENGTH AS INSTALLED | PCS/POD | HOLE SIZE FRONT SHEET | | HOLE SIZE REAR SHEET | | BD BODY DIA | HD HEAD DIA AS SUPPLIED | HD2 BODY DIA AS INSTALLED | HH HEAD HEIGHT AS INSTALLED | T THICKNESS REAR SHEET | |
|-------------|-------------|------------------------|------------------------|-------------|-----------------------|-------------|----------------------|-------------|-------------|-------------------------|---------------------------|-----------------------------|------------------------|-------------|
| | | MAX | MAX | | MAX | +/-.1 | MIN | MAX | | MIN | MAX | MAX | MAX | MAX |
| 3.0mm | SDZR - 3006 | .112 (2.85) | .202 (5.2) | .157 (4.0) | 62 | | | | | | | | | |
| | SDZR - 3007 | .151 (3.85) | .241 (6.1) | .196 (5.0) | 52 | | | | | | | | | |
| | SDZR - 3009 | .190 (4.83) | .280 (7.1) | .235 (6.0) | 43 | | | | | | | | | |
| | SDZR - 3010 | .229 (5.82) | .319 (8.1) | .274 (7.0) | 38 | .121 (3.07) | .124 (3.15) | .111 (2.82) | .114 (2.89) | .1107 (2.8) | .230 (5.7) | .240 (6.1) | .055 (1.4) | .064 (1.62) |
| | SDZR - 3011 | .268 (6.81) | .359 (9.1) | .314 (8.0) | 34 | | | | | | | | | |
| | SDZR - 3012 | .307 (7.80) | .397 (10.1) | .352 (9.0) | 30 | | | | | | | | | |
| | SDZR - 3016 | .422 (10.72) | .515 (13.1) | .467 (11.9) | 23 | | | | | | | | | |
| 3.5mm | SDZR - 3506 | .112 (2.85) | .202 (5.2) | .157 (4.0) | 62 | | | | | | | | | |
| | SDZR - 3507 | .151 (3.85) | .241 (6.1) | .196 (5.0) | 52 | | | | | | | | | |
| | SDZR - 3509 | .190 (4.83) | .280 (7.1) | .235 (6.0) | 43 | | | | | | | | | |
| | SDZR - 3510 | .229 (5.82) | .319 (8.1) | .274 (7.0) | 38 | .138 (3.50) | .141 (3.58) | .122 (3.10) | .125 (3.17) | .1215 (3.1) | .235 (5.8) | .240 (6.1) | .055 (1.4) | .064 (1.62) |
| | SDZR - 3511 | .268 (6.81) | .359 (9.1) | .314 (8.0) | 34 | | | | | | | | | |
| | SDZR - 3512 | .307 (7.80) | .397 (10.1) | .352 (9.0) | 30 | | | | | | | | | |
| | SDZR - 3517 | .463 (11.76) | .553 (14.1) | .508 (12.9) | 21 | | | | | | | | | |
| 4.0mm | SDZR - 4006 | .112 (2.85) | .202 (5.2) | .157 (4.0) | 62 | | | | | | | | | |
| | SDZR - 4007 | .151 (3.85) | .241 (6.1) | .196 (5.0) | 52 | | | | | | | | | |
| | SDZR - 4009 | .190 (4.83) | .280 (7.1) | .235 (6.0) | 43 | | | | | | | | | |
| | SDZR - 4010 | .229 (5.82) | .319 (8.1) | .274 (7.0) | 38 | .165 (4.19) | | .142 (3.61) | .145 (3.68) | .1415 (3.6) | .235 (6.0) | .250 (6.4) | .055 (1.4) | .064 (1.62) |
| | SDZR - 4011 | .268 (6.81) | .359 (9.1) | .314 (8.0) | 34 | | | | | | | | | |
| | SDZR - 4012 | .307 (7.80) | .397 (10.1) | .352 (9.0) | 30 | | | | | | | | | |
| | SDZR - 4015 | .385 (9.78) | .475 (12.1) | .430 (11.0) | 25 | | | | | | | | | |

NOTE: SHEAR AND TENSILE DATA VARIES BASED ON HOLE SIZE, ACTUAL GRIP AND SUBSTRATE MATERIAL SELECTION. FOR REFERENCE DATA PLEASE CONTACT THE ENGINEERING DEPARTMENT. FOR CRITICAL APPLICATIONS, WE SUGGEST OUR ENGINEERING DEPARTMENT PERFORM TESTING ON THE ACTUAL MATERIALS TO BE RIVETED. RESULTING DATA WILL BE PROVIDED UPON REQUEST.

METRIC DIMENSIONS ARE IN PARENTHESIS



RIVETKING® Mandrel & Spring Consumables



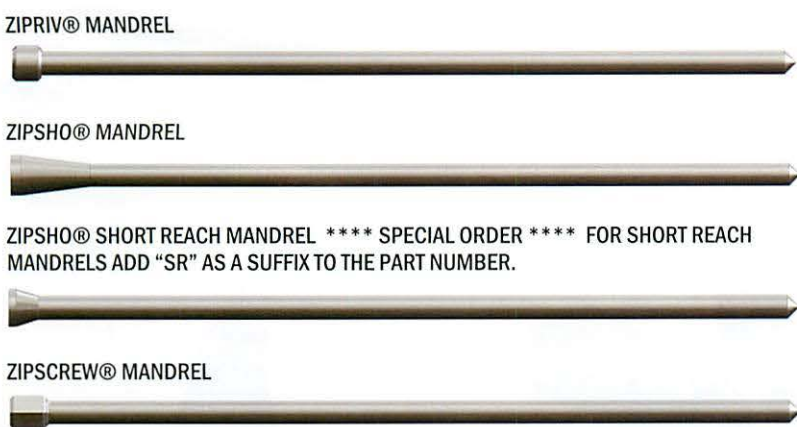
QUICKRIVETING SYSTEM

| PRODUCT | RIVET DIAMETER | MANDREL PART NUMBER | DESCRIPTION | MINIMUM APPLICATION HOLE SIZE | TIP COLOR IDENTIFIER | DIMENSIONS | | SPRING PART NUMBER |
|--------------------------|----------------|---|----------------------------------|-------------------------------|----------------------|---------------|-----------|--------------------|
| | | | | | | TD | L | |
| ZipRiv® Alu./Steel/Brass | 3/32" (2.4) | ZRTM-093-S | Standard Tip, Standard Length | .093" (2.36) | Green | .072" (1.83) | 19" (483) | ZSTS-093 |
| | | ZRTM-093-1 | #1 Oversize Tip, Standard Length | .097" (2.46) | Yellow | .076" (1.93) | | |
| | | ZRTM-093-2 | #2 Oversize Tip, Standard Length | .101" (2.56) | Blue | .079" (2.01) | | |
| ZipRiv® Alu./Steel/Brass | 1/8" (3.2) | ZRTM-125-S | Standard Tip, Standard Length | .1285" (3.26) | Green | .092" (2.34) | 19" (483) | ZRTS-125 |
| | | ZRTM-125-1 | #1 Oversize Tip, Standard Length | .1335" (3.39) | Yellow | .097" (2.46) | | |
| | | ZRTM-125-2 | #2 Oversize Tip, Standard Length | .1385" (3.51) | Blue | .102" (2.59) | | |
| ZipRiv® Alu./Steel/Brass | 5/32" (4.0) | ZRTM-156-S | Standard Tip, Standard Length | .1562" (3.97) | Green | .110" (2.79) | 19" (483) | ZRTS-156 |
| | | ZRTM-156-1 | #1 Oversize Tip, Standard Length | .1612" (4.1) | Yellow | .115" (2.92) | | |
| | | ZRTM-156-2 | #2 Oversize Tip, Standard Length | .1662" (4.22) | Blue | .120" (3.05) | | |
| ZipRiv® Alu./Steel/Brass | 3/16" (4.8) | ZRTM-187-S | Standard Tip, Standard Length | .191" (4.85) | Green | .140" (3.58) | 19" (483) | ZRTS-187 |
| | | ZRTM-187-1 | #1 Oversize Tip, Standard Length | .196" (4.98) | Yellow | .145" (3.71) | | |
| | | ZRTM-187-2 | #2 Oversize Tip, Standard Length | .201" (5.1) | Blue | .151" (3.84) | | |
| | | ZRTM-187-3 | #3 Oversize Tip, Standard Length | .203" (5.15) | Red | .153" (3.85) | | |
| ZipRiv® Stainless Steel | All Sizes | Contact our application engineering department. A broachload test must be conducted by RivetKing staff to determine the best mandrel for the application. Warning: Use of standard mandrels in stainless steel ZipRiv® can cause a potentially hazardous condition. | | | | | | |
| ZipSho® | 3/32" (2.4) | ZSTM-093-S | Standard Tip, Standard Length | .098 (2.49) | Green | .0725" (1.84) | 19" (483) | ZRTS-093 |
| | | ZSTM-093-1 | #1 Oversize Tip, Standard Length | .0995 (2.53) | Yellow | .074" (1.88) | | |
| | | ZSTM-093-2 | #2 Oversize Tip, Standard Length | .1015 (2.58) | Blue | .076" (1.93) | | |
| ZipSho® | 1/8" (3.2) | ZSTM-125-S | Standard Tip, Standard Length | .129 (3.28) | Green | .088" (2.24) | 19" (483) | ZRTS-125 |
| | | ZSTM-125-1 | #1 Oversize Tip, Standard Length | .133 (3.38) | Yellow | .092" (2.34) | | |
| | | ZSTM-125-2 | #2 Oversize Tip, Standard Length | .139 (3.53) | Blue | .098" (2.49) | | |
| | | ZSTM-125-3 | #3 Oversize Tip, Standard Length | .143 (3.63) | Red | .102" (2.59) | | |
| ZipSho® | 5/32" (4.0) | ZSTM-156-S | Standard Tip, Standard Length | .161 (4.09) | Green | .107" (2.72) | 19" (483) | ZRTS-156 |
| | | ZSTM-156-1 | #1 Oversize Tip, Standard Length | .169 (4.29) | Yellow | .115" (2.92) | | |
| | | ZSTM-156-2 | #2 Oversize Tip, Standard Length | .176 (4.47) | Blue | .122" (3.10) | | |
| ZipSho® | 3/16" (4.8) | ZSTM-187-S | Standard Tip, Standard Length | .191 (4.85) | Green | .132" (3.35) | 19" (483) | ZRTS-187 |
| | | ZSTM-187-1 | #1 Oversize Tip, Standard Length | .205 (5.2) | Yellow | .146" (3.71) | | |
| | | ZSTM-187-2 | #2 Oversize Tip, Standard Length | .215 (5.45) | Blue | .156" (3.96) | | |
| ZipScrew® | 3.0mm | ZWTM-300-S | Standard Tip, Standard Length | See ZipScrew® | Green | .065" (1.65) | 19" (483) | ZWTS-300 |
| ZipScrew® | 3.5mm | ZWTM-350-S | Standard Tip, Standard Length | See ZipScrew® | Yellow | .0825" (2.10) | | ZWTS-350 |
| ZipScrew® | 4.0mm | ZWTM-400-S | Standard Tip, Standard Length | See ZipScrew® | Blue | .103" (2.62) | | ZWTS-400 |

NOTE: LONG MANDRELS AND LONG SPRINGS ARE AVAILABLE. FOR LONG MANDRELS AND SPRINGS ADD THE FOLLOWING TO THE PART NUMBER.

- Standard Mandrels 19" (483) or Standard Springs: Specified Above
- Long Mandrels 20" (508) or Long Springs: Add "L" to the Part Number
- Extra Long Mandrels 21" (533): Add "XL" to the Part Number

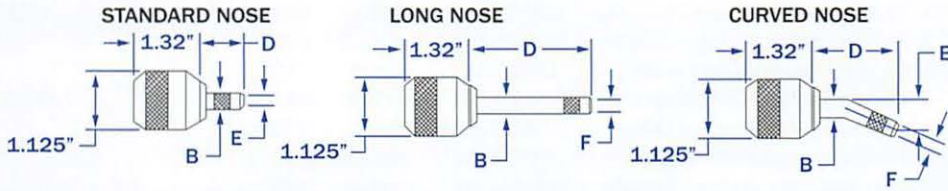
METRIC DIMENSIONS ARE IN PARENTHESIS



RIVETKING® NOSE JAW SELECTION

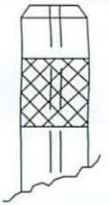
ROHS COMPLIANT

The nose jaw is an integral part of the QuickRiveting System®. The type of nose jaw you select is application dependent. While the flat end form is most common, the recessed end form allows for high clamp up or can be used to deform a countersunk head into a dome head. Long nose jaws are used in hard to reach or limited access areas. Nose jaws can be designed to fit your application. Contact our applications engineering department for custom designs and application assistance.

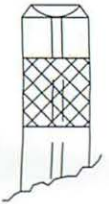


| RIVET DIA. | PART NUMBER | NOSE TYPE & FORM | DIMENSIONS | | |
|----------------|-------------|----------------------|--------------|---------------|--------------|
| | | | B | D | E |
| 3/32" (2.4) | Z-7150-3003 | Standard Flat | .36" (9.14) | 1.3" (33.02) | .16" (4.06) |
| | Z-7150-4003 | Long Flat | .41" (10.41) | 2.3" (58.42) | .16" (4.06) |
| | Z-7150-5003 | Curved Long Flat | .41" (10.41) | 2.28" (57.91) | .16" (4.06) |
| 1/8" (3.2) | Z-7150-3004 | Standard Flat | .41" (10.41) | 1.18" (29.97) | .20" (5.08) |
| | Z-7170-3004 | Standard Recessed | .41" (10.41) | 1.20" (30.48) | .30" (7.62) |
| | Z-7150-4004 | Long Flat | .41" (10.41) | 2.18" (55.37) | .20" (5.08) |
| | Z-7170-3204 | Long Recessed | .41" (10.41) | 2.18" (55.37) | .30" (7.62) |
| | Z-7150-5004 | Curved Long Flat | .41" (10.41) | 2.22" (56.39) | .20" (5.08) |
| | Z-7170-3304 | Curved Long Recessed | .41" (10.41) | 2.22" (56.39) | .30" (7.62) |
| 5/32" (4.0) | Z-7150-3005 | Standard Flat | .48" (12.19) | 1.30" (33.02) | .24" (6.10) |
| | Z-7170-3005 | Standard Recessed | .48" (12.19) | 1.32" (35.53) | .41" (10.41) |
| | Z-7150-4005 | Long Flat | .48" (12.19) | 2.30" (58.42) | .24" (6.10) |
| | Z-7170-3205 | Long Recessed | .48" (12.19) | 2.30" (58.42) | .41" (10.41) |
| | Z-7150-5005 | Curved Long Flat | .48" (12.19) | 2.23" (56.64) | .24" (6.10) |
| | Z-7170-3305 | Curved Long Recessed | .48" (12.19) | 2.23" (56.64) | .41" (10.41) |
| 3/16" (4.8) | Z-7150-3006 | Standard Flat | .56" (14.22) | 1.18" (29.97) | .33" (8.38) |
| | Z-7170-3006 | Standard Recessed | .56" (14.22) | 1.20" (30.48) | .47" (11.94) |
| | Z-7150-4006 | Long Flat | .56" (14.22) | 2.30" (58.42) | .33" (8.38) |
| | Z-7170-3206 | Long Recessed | .56" (14.22) | 2.30" (58.42) | .47" (11.94) |
| | Z-7150-5006 | Curved Long Flat | .56" (14.22) | 2.21" (56.13) | .33" (8.38) |
| | Z-7170-3306 | Curved Long Recessed | .56" (14.22) | 2.21" (56.13) | .47" (11.94) |

FLAT END FORM



RECESSED END FORM



METRIC DIMENSIONS ARE IN PARENTHESIS


CONSUMABLE TOOLING - MISCELLANEOUS

| REF. NO. | PART NUMBER | NOSE TYPE & FORM |
|----------|-------------|------------------|
| 1 | ZRTM-IC | CURSOR |
| 2 | ZRTM-VJ | VICE JAWS |
| 3 | ZRTM-HO | HYDRAULIC OIL |

CURSOR



VICE JAWS



HYDRAULIC OIL



| | | |
|---|---|--|
| A | D | Z |
| RIVET MATERIAL | HEAD STYLE | RIVET TYPE |
| A -ALUMINUM S -STEEL B -BRASS (F) -STAINLESS | D -DOME C -C'SUNK L -LOW PROFILE U -UNDERSIZED | Z -ZIPRIV ZS -ZIPSHO ZR -ZIPSCREW |

| |
|---|
| 05 |
| NOMINAL HOLE Ø |
| 3/32" (2.4) 1/8" (3.2) 5/32" (4.0) 3/16" (4.8) |

| |
|---|
| 08 |
| GRIP RANGE |
| SEE SPECIFICATION SHEET FOR ZIPRIV®, ZIPSHO®, ZIPSCREW® |

| |
|---|
| BA |
| SURFACE FINISH |
| P -PLAIN SZ -ZINC BA -BLACK ANODIZE BZ -BLACK ZINC TP -TIN |

STEP 1:
Determine rivet type and rivet material preference.

STEP 2:
Determine the closest nominal rivet diameter via your hole size. Then record the actual hole diameter in the box to the right.

STEP 3:
Determine rivet grip range via total grip thickness. Record the actual total grip thickness of your assembly to the right.

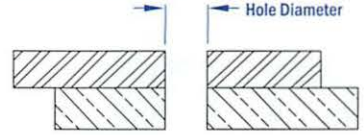
STEP 4:
Determine the rivet part number by using the chart above, and record it to the right.

STEP 5:
Determine proper mandrel size by referencing the actual hole diameter to the chart. Record the mandrel Part# to the right.

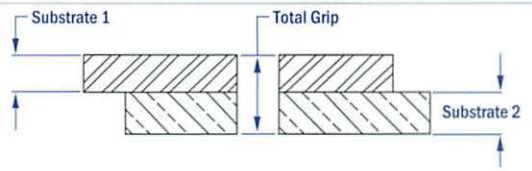
STEP 6:
Determine proper spring size by referencing the chart. Record the spring part# to the right.

STEP 7:
Depending on the type of clinch you prefer, choose the proper Nose Jaw. If you are not sure, choose standard, flat. Record the Nose Jaw part# to the right.

SMALLEST HOLE Ø




TOTAL GRIP



RIVET PART #

□ □ □ □ - □ □ □ □ / □ □ □ □

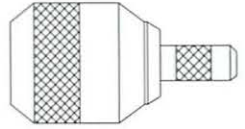
MANDREL PART #



SPRING PART #



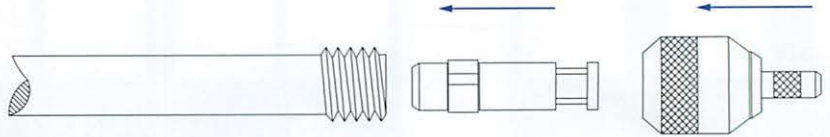
NOSE JAW



RIVETKING® SET-UP & ASSEMBLY PROCESS

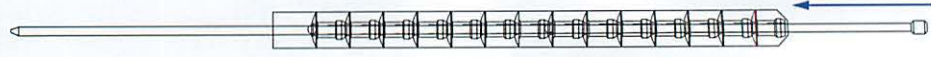
STEP 1:

Install the indexing cursor into the barrel portion of the rivet tool making sure it is facing the proper direction. Then screw on the Nose Jaw assembly on to the barrel.



STEP 2:

Insert the mandrel into the hole of the podded rivets. Then tear off and dispose of the podding paper.



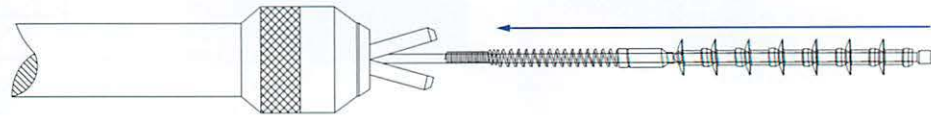
STEP 3:

Insert the mandrel spring onto the mandrel in the proper direction.



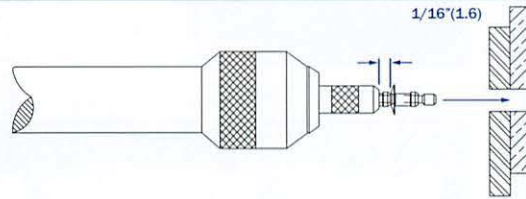
STEP 4:

Split the nose jaw open and insert the mandrel assembly (mandrel, spring and rivets), inside the nose jaw until the last rivet remains outside of the nose jaw.



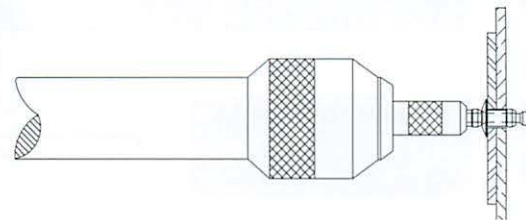
STEP 5:

Make sure the head of the rivet is about 1/16" away from the front of the nose jaw. Proper spacing must be assured.



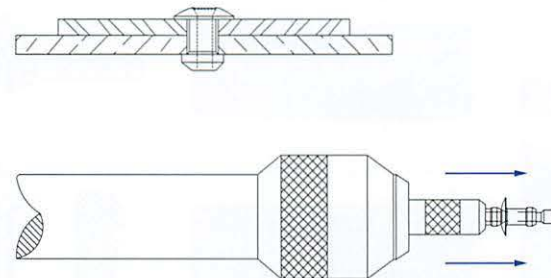
STEP 6:

Using the handle of the tool, insert the rivet and mandrel through the hole of your work piece until the head is sitting flush on the bearing surface. Pull the trigger to actuate the tools cycle and clinch the rivet.



STEP 7:

After proper assembly, the next rivet will automatically feed through the nose jaw to advance the next rivet.



| RIVETKING® | POP® | MARSON® | CELUS® | AVDEL® | GESIPA® | CHERRY® |
|------------------|-----------------|------------|------------|-------------|----------------|----------------|
| ABA32 | AD32ABS | AB3 - 2A | A/A32D | | GAMD32A | AAP32 |
| ABS32 | AD32BS | AB3 - 2 | A/S32D | | GSMD32A | BSP - 32 |
| ABA34 | AD34ABS | AB3 - 4A | A/A34D | | GAMD34A | AAP34 |
| ABS34 | AD34BS | AB3 - 4 | A/S34D | | GSMD34A | BSP - 34 |
| ABA36 | AD36ABS | | | | | |
| ABA410 | AD410ABS | | | | | |
| ABS410 | AD410BS | AB4 - 10 | A/S410D | | GSMD410A | BSP - 410 |
| ABS41 - 43MGRT | AD41 - 43BS | | | 1691 - 0410 | | |
| ABS41 - 43LFMGRT | AD41 - 43BSLF | | | 1692 - 0410 | | |
| ABA41 | AD41ABS | AB4 - 1A | A/A41D | | GAMD41A | AAP41 |
| ABS41 | AD41BS | AB4 - 1 | A/S41D | | GSMD41A | BSP - 41 |
| ABS41CE | AD41H | AB4 - 1CLD | | | GSMD41AC | |
| ABA42 | AD42ABS | AB4 - 2A | A/A42D | | GAMD42A | AAP42 |
| ABA42L | AD42BSLF | ABL4 - 2A | A/A42LF | | GAML42A | AAL42 |
| ABA42CE | AD42AH | | A42AD - CE | | | |
| ABS42 | AD42BS | AB4 - 2 | A/S42D | | GSMD42A | BSP - 42 |
| ABS42L | AD42BSLF | ABL4 - 2 | A/S42LF | | GSML42A | BSL - 42 |
| ABS42CE | AD42H | AB4 - 2CLD | A42D - CE | SR01 - 3265 | GSMD42AC | |
| ABS43 - 45MGRT | AD43 - 45BS | | | 1691 - 0414 | | |
| ABS43 - 45LFMGRT | AD43 - 45BSLF | | | 1692 - 0414 | | |
| ABA43 | AD43ABS | AB4 - 3A | A/A43D | | GAMD43A | AAP43 |
| ABA43CE | AD43AH | | A43AD - CE | | | |
| ABS43 | AD43BS | AB4 - 3 | A/S43D | | GSMD43A | BSP - 43 |
| ABS43LF | AD43BSLF | | | | | |
| ABS43CE | AD43H | AB4 - 3CLD | A43D - CE | SR01 - 3280 | GSMD43AC | |
| ABA44 | AD44ABS | AB4 - 4A | A/A44D | | GAMD44A | AAP44 |
| ABA44L | AD44BSLF | ABL4 - 4A | A/A44LF | | | AAL44 |
| ABA44CE | AD44AH | | A44AD - CE | | | |
| ABS44 | AD44BS | AB4 - 4 | A/S44D | | GSMD44A | BSP - 44 |
| ABS44L | AD44BSLF | ABL4 - 4 | A/S44LF | | GSML44A | BSL - 44 |
| ABS44CE | AD44H | AB4 - 4CLD | A44D - CE | SR01 - 3295 | GSMD44AC | |
| ABS45 - 47MGRT | AD45 - 47BS | | | 1691 - 0416 | | |
| ABA45 | AD45ABS | AB4 - 5A | A/A45D | | GAMD45A | AAP45 |
| ABS45 | AD45BS | AB4 - 5 | A/S45D | | GSMD45A | BSP - 45 |
| ABS45CE | AD45H | AB4 - 5CLD | A45D - CE | SR01 - 3211 | GSMD45AC | |
| ABA46 | AD46ABS | AB4 - 6A | A/A46D | | GAMD46A | AAP46 |
| ABS46 | AD46BS | AB4 - 6 | A/S46D | | GSMD46A | BSP - 46 |
| ABS46CE | AD46H | | A46D - CE | SR01 - 3212 | | |
| ABA48 | AD48ABS | AB4 - 8A | A/A48D | | GAMD48A | AAP48 |
| ABS48 | AD48BS | AB4 - 8 | A/S48D | | GSMD48A | BSP - 48 |
| ABS48CE | AD48H | | | | | |
| ABS52 - 54MGRT | AD52 - 54BS | | | 1691 - 0512 | | |
| ABS52 - 54LFMGRT | AD52 - 54BSLF | | | | | |
| ABA52 | AD52ABS | AB5 - 2A | A/A52D | | GAMD52A | AAP52 |
| ABS52 | AD52BS | AB5 - 2 | A/S52D | | GSMD52A | BSP - 52 |
| ABS52CE | AD52H | AB5 - 2CLD | | SR01 - 4080 | GSMD52AC | |
| ABS53 - 55MGRT | AD53 - 55BS | | | 1691 - 0514 | | |
| ABS53 - 55LFMGRT | AD53 - 55BSLF | | | 1692 - 0514 | | |
| ABA53 | AD53ABS | AB5 - 3A | A/A53D | | GAMD53A | AAP53 |
| ABS53 | AD53BS | AB5 - 3 | A/S53D | | GSMD53A | BSP - 53 |
| ABS53CE | AD53H | AB5 - 3CLD | | SR01 - 4095 | GSMD53AC | |
| ABA54 | AD54ABS | AB5 - 4A | A/A54D | | GAMD54A | AAP54 |
| ABA54L | AD54BSLF | | A/A54LF | | | AAL54 |
| ABA54CE | AD54AH | | A54AD - CE | | | |
| ABS54 | AD54BS | AB5 - 4 | A/S54A | | GSMD54A | BSP - 54 |
| ABS54LF | AD54BSLF | | | | | |
| ABS54CE | AD55H | AB5 - 5CLD | A54D - CE | SR01 - 4011 | GSMD54AC | |
| ABA56 | AD56ABS | AB5 - 6A | A/A56D | SR01 - 4012 | GSMD55AC | |
| ABA56LF | AD56BSLF | | | | GAMD56A | AAP56 |
| ABS56 | AD56BS | AB5 - 6 | A/S56D | | GSMD56A | BSP - 56 |
| ABA58 | AD58ABS | AB5 - 8A | A/A58D | | GAMD58A | AAP58 |
| ABA56L | AD58BSLF | | A/A56LF | | | AAL56 |
| ABS58 | AD58BS | AB5 - 8 | A/S58D | | GSMD58A | BSP - 58 |
| ABA610 | AD610ABS | AB6 - 10A | A/A610D | | GAMD610A | AAP610 |
| ABA610L | AD610BSLF | AB6 - 10A | A/A610LF | | GAML610A | AAL610 |
| ABS610 | AD610BS | AB6 - 10 | A/S610D | | GSMD610A | BSP610 |
| ABS610L | AD610BSLF | ABL6 - 10 | A/S610LF | | GSML610A | BSL610 |
| ABA612 | AD612ABS | AB6 - 12A | | | GAMD612A | AAP612 |
| ABA612L | AD612BSLF | AB6 - 12A | A/A612LF | | GAML612A | AAL612 |
| ABS612 | AD612BS | AB6 - 12 | A/S612D | | GSMD612A | BSP612 |
| ABS612L | AD612BSLF | ABL6 - 12 | A/S612LF | | GSML612A | BSL612 |
| ABS614 | AD614BS | | | | | |
| ABS62 - 64MGRT | AD61 - 64SSBS | | | 1663 - 0613 | | |
| ABA616 | AD616ABS | | | | | |
| ABS616 | AD616BS | | | | | |
| ABS616LF | AD616BSLF | | | | | |
| TABS6203 | AD6187TFBS | | | | GSMD63ADP | BSPT - 6 - 156 |
| ABS62 - 64MGRT | AD62 - 64BS | | | 1691 - 0613 | | BSPT - 6 - 187 |
| ABS62 - 64LFMGRT | AD62 - 64BSLF | | | 1692 - 0613 | | |
| ABF62 - 64LFMGRT | AD62 - 64SSBSLF | | | 1643 - 0613 | | |
| ABA64/STR | AD6270UG | | | 2774 - 0613 | RV6900 - 6 - 4 | BAFV - 64 |
| ABA64LF/STR | AD6270UGLF | | | | | |
| ABA62 | AD62ABS | AB6 - 2A | A/A62D | | GAMD62A | AAP62 |
| ABA62CE | AD62AH | | A62AD - CE | | | |
| ABS62 | AD62BS | AB6 - 2 | A/S62D | | GSMD62A | BSP62 |

AVEX®, MONOBOLT®, BULBEX®, TLR®, CHERRYMATE®, MONOBOLT®, INTERLOCK®, HELMOK®, STAVEK®, AVINOX®, AND AVIBULE® ARE REGISTERED TRADEMARKS OF TETRON FASTENING SYSTEMS AND ACCUMUL GLOBAL TECHNOLOGIES INC. LSH® AND ULTRA-GRIP® IS A REGISTERED TRADEMARK OF EMHART FASTENING TECHNOLOGIES. TRI-BULB®, MAGNA-TITE®, AUTO-BULB® AND KLK-LOCK® ARE REGISTERED TRADEMARKS OF ALCOA FASTENING SYSTEMS. CELUSSPLIT® AND TIGERBOLT® ARE REGISTERED TRADEMARKS OF CELUS FASTENERS.

| RIVETKING® | POP® | MARSON® | CELUS® | AVDEL® | GESIPA® | CHERRY® |
|--------------------|------------------|------------|------------|-------------|-------------------|----------------------------------|
| ABS62CE | AD62H | AB6 - 2CLD | A62D - CE | SROI - 4880 | GSMD62AC | |
| ABS63 - 67MGRT | AD63 - 66BS | | | 1691 - 0619 | | |
| ABA67S/STR | AD6437UG | | | 2774 - 0617 | RV6900 - 6 - 7 | BAPV - 67 |
| ABA67SLF/STR | AD6437UGLF | | | | | |
| ABA67LF/STR | AD6437UGLFX | | | | | |
| ABA67/STR | AD6437UGX | | | | | |
| ABS63 - 67MGRT | AD64 - 68SSBSLF | | | 1643 - 0621 | | |
| ABA64 | AD64ABS | AB6 - 4A | A/A64D | | GAMD64A | AAP64 |
| ABA64L | AD64ABSLF | | A/A64LF | | GAML64A | AAL64 |
| ABA64CE | AD64AH | | A64AD - CE | | | |
| ABS64 | AD64BS | AB6 - 4 | A/S64D | | GSMD64A | BSP64 |
| ABS64LF | AD64BSLF | ABL6 - 4 | A/S64LF | | GSML64A | BSL64 |
| | | | | SROI - 4895 | GSMD63AC | |
| ABS64CE | AD64H | AB6 - 4CLD | A64D - CE | SROI - 4811 | GSMD64AC | |
| ABF66CE | AD64SSH | | | | | |
| | | | | | GSMD68ADP | BSPT - 6 - 468 BSPT - 6 - 500 |
| TABS6500 | AD6519TFBS | | | | | |
| ABS66 - 69MGRT | AD66 - 68BS | | | 1691 - 0621 | | |
| ABS66 - 69LFMGRT | AD66 - 68BSLF | | | 1692 - 0621 | | |
| ABA66 | AD66ABS | AB6 - 6A | A/A66D | | GAMD66A | AAP66 |
| ABA66L | AD66ABSLF | AB6 - 6A | A/A66LF | | GAML66A | AAL66 |
| ABA66CE | AD66AH | | A66AD - CE | | | |
| ABS66 | AD66BS | AB6 - 6 | A/S66D | | GSMD66A | BSP66 |
| ABS66L | AD66BSLF | ABL6 - 6 | A/S66LF | | GSML66A | BSL66 |
| | | | | | GSMD65AC | |
| ABS6CE | AD66H | AB6 - 6CLD | A66D - CE | SROI - 4812 | GSMD66AC | |
| ABF66CE | AD66SSH | | | | | |
| | | | | 1691 - 0631 | | |
| ABS610 - 612MGRT* | AD68 - 612BS | | | 1643 - 0631 | | |
| ABF610 - 612MFGRT* | AD68 - 612SSBSLF | | | | | |
| ABA68 | AD68ABS | AB6 - 8A | A/A68D | | GAMD68A | AAP68 |
| ABA68L | AD68ABSLF | AB6 - 8A | A/A68LF | | GAML68A | AAL68 |
| ABA68CE | AD68AH | | A68AD - CE | | | |
| ABS68 | AD68BS | AB6 - 8 | A/S68D | | GSMD68A | BSP68 |
| ABS68L | AD68BSLF | ABL6 - 8 | A/S68LF | | GSML68A | BSL68 |
| | | | | SROI - 4814 | | |
| | | | | SROI - 4816 | | |
| ABS68CE | AD68H | AB6 - 8CLD | A68D - CE | | GSMD68AC | |
| ABS810 | AD810BS | | A/S810D | | GSMD810A | BSP810 |
| ABA812 | AD812ABS | AB8 - 12A | A/A812D | | GAMD812A | AAP812 |
| ABS812 | AD812BS | AB8 - 12 | A/S812D | | GSMD812A | BSP812 |
| ABS816 | AD816BS | | | | | |
| ABA86/STR | AD8375UG | | | 2774 - 0817 | RV6900 - 8 - 6 | BAPV - 86 |
| ABA86LF/STR | AD8375UGLF | | | | | |
| ABA84 | AD84ABS | AB8 - 4A | A/A84D | | GAMD84A | AAP84 |
| ABS84 | AD84BS | AB8 - 4 | A/S84D | | GSMD84A | BSP84 |
| ABS84CE | AD84H | AB8 - 4CLD | | | | |
| ABA810S/STR | AD8625UG | | | | RV6900 - 8 - 10 | BAPV - 810 |
| ABA810SLF/STR | AD8625UGLF | | | | | |
| ABA810LF/STR | AD8625UGLFX | | | | | |
| ABA810/STR | AD8625UGX | | | 2774 - 0824 | RV6900 - 8 - 10XC | |
| ABA86 | AD86ABS | AB8 - 6A | A/A86D | | GAMD86A | AAP86 |
| ABS86 | AD86BS | AB8 - 6 | A/S86D | | GSMD86A | BSP86 |
| ABS86CE | AD86H | AB8 - 6CLD | | | | |
| ABS88 | AD88BS | AB8 - 8 | A/S88D | | GSMD88A | |
| No Equal | ADS46ABS | | | | | BSP88 |
| | | | | BF01 - 0516 | | |
| ABL - 0516 | ADS54ABSL | | | BF01 - 0523 | | |
| ABL - 0523 | ADS58ABSL | | | BF01 - 0523 | | |
| | | | | BF01 - 0619 | | |
| | | | | BF01 - 0625 | | |
| ABL - 0619* | ADS64ABSL | | | BF01 - 0630 | | BAPK - 64 |
| | | | | BF01 - 0619 | | |
| ABL - 0625* | | | | BF01 - 0625 | | |
| ABL - 0630* | | | | BF01 - 0630 | | BAPK - 66 |
| ABS66 | ADS66ABS | | | | | |
| ACS41 - 44MG/RT | AK41 - 44BS | | | 1682 - 0412 | | |
| ACS41CE | AK41H | | | | | |
| ACA42 | AK42ABS | AC4 - 2A | A/A42C | | GAMC42A | AAC42 |
| ACS42 | AK42BS | AC4 - 2 | A/S42C | | GSMC42A | BSC - 42 |
| ACS42CE | AK42H | | | | | |
| ACS43 | AK43BS | AC4 - 3 | A/S43C | | GSMC43A | BSC - 43 |
| ACS43CE | AK43H | | | | | |
| ACS44 | AK44BS | AC4 - 4 | A/S44C | | GSMC44A | BSC - 44 |
| ACS44CE | AK44H | | | | | |
| ACS45 | AK45BS | | | | | BSC - 45 |
| ACS45CE | AK45H | | | | | |
| ACS53CE | AK53H | | | | | |
| ACS54 | AK54BS | | | | | |
| ACS56 | AK56BS | | | | | |
| ACA66/STR | AK6331UG | | | | | |
| ACF64 - 66MG | AK64 - 66SSBS | | | | | |
| ACS64 | AK64BS | | | | | |
| ACS64CE | AK64H | | | | | |
| ACS69/STR | AK6500UG | | | | | |
| ACS66CE | AK66H | | | | | |
| ACA88/STR | AK8475UG | | | | | |
| ACA812/STR | AK8725UG | | | | | |

AVEX®, MONOBOLT®, BULBEX®, TLR®, CHERRYMATE®, INTERLOCK®, HEMLOCK®, STAVEX®, AVINOX® AND AVIBUILD® ARE REGISTERED TRADEMARKS OF TEXTRON FASTENING SYSTEMS AND ACCUMUL GLOBAL TECHNOLOGIES INC. LSH® AND ULTRA-GRIP® IS A REGISTERED TRADEMARK OF EMHART FASTENING TECHNOLOGIES. TRI-BULB®, MAGNA-TITE®, AUTO-BUILD® AND KLICK-LOCK® ARE REGISTERED TRADEMARKS OF ALCOA FASTENING SYSTEMS. CELUSSPLIT® AND TIGERBOLT® ARE REGISTERED TRADEMARKS OF CELUS FASTENERS.

| RIVETKING® | POP® | MARSON® | CELUS® | AVDEL® | GESIPA® | CHERRY® |
|---------------|-------------|-----------|-----------|-------------|-------------------|------------|
| CBS42 | CD42BS | CB4 - 2 | C/S42D | | GSMD42C | USP42 |
| CBS43CE | CD43H | | | | | |
| CBS44 | CD44BS | CB4 - 4 | C/S44D | | GSMD44C | USP44 |
| SBS32 | SD32BS | SB3 - 2 | S/S32D | | GSMD32S | SSP32 |
| SBS34 | SD34BS | SB3 - 4 | S/S34D | | GSMD34S | SSP34 |
| SBS41 | SD41BS | SB4 - 1 | S/S41D | | GSMD41S | SSP41 |
| SBS42 | SD42BS | SB4 - 2 | S/S42D | | GSMD42S | SSP42 |
| SBS42LF | SD42BSLF | SBL4 - 2 | S/S42LF | | GSML42S | SSL42 |
| SBS43 | SD43BS | SB4 - 3 | S/S43D | | GSMD43S | SSP43 |
| SBS44 | SD44BS | SB4 - 4 | S/S44D | | GSMD44S | SSP44 |
| SBS44LF | SD44BSLF | SBL4 - 4 | S/S44LF | | GSML44S | SSL44 |
| SBS45 | SD45BS | SB4 - 5 | S/S45D | | GSMD45S | SSP45 |
| SBS46 | SD46BS | SB4 - 6 | S/S46D | | GSMD46S | SSP46 |
| SBS48 | SD48BS | SB4 - 8 | S/S48D | | GSMD48S | SSP48 |
| SBS52 | SD52BS | SB5 - 2 | S/S52D | | GSMD52S | SSP52 |
| SBS53 | SD53BS | SB5 - 3 | S/S53D | | GSMD53S | SSP53 |
| SBS54 | SD54BS | SB5 - 4 | S/S54D | | GSMD54S | SSP54 |
| SBS54LF | SD54BSLF | | | | | |
| SBS56 | SD56BS | SB5 - 6 | S/S56D | | GSMD56S | SSP56 |
| SBS610 | SD610BS | SB6 - 10 | S/S610D | | GSMD610 | SSP610 |
| SBS610LF | SD610BSLF | SBL6 - 10 | S/S610LF | | GSML610S | SSL610 |
| SBS612 | SD612BS | SB6 - 12 | S/S612D | | GSMD612 | SSP612 |
| SBS612LF | SD612BSLF | SBL6 - 12 | S/S612LF | | GSML612S | SSL612 |
| SBS616 | SD616BS | | | | | |
| SBS64/STR | SD6270UG | | | 2771 - 0613 | RV6977 - 6 - 4 | SSPV - 64 |
| SBS64LF/STR | SD6270UGLF | | | | | |
| SBS62 | SD62BS | SB6 - 2 | S/S62D | | GSMD62S | SSP62 |
| SBS67S/STR | SD6437UG | | | 2771 - 0617 | RV6977 - 6 - 7 | SSPV - 67 |
| SBS67SLF/STR | SD6437UGLF | | | | | |
| SBS67LF/STR | SD6437UGLFX | | | | | |
| SBS67/STR | SD6437UGX | | | | | |
| SBS64 | SD64BS | SB6 - 4 | S/S64D | | GSMD64S | SSP64 |
| SBS64L | SD64BSLF | | S/S64LF | | GSML64S | SSL64 |
| SBS66 | SD66BS | SB6 - 6 | S/S66D | | GSMD66S | SSP66 |
| SBS66L | SD66BSLF | SBL6 - 6 | S/S66LF | | GSML66S | SSL66 |
| SBS68 | SD68BS | SB6 - 8 | S/S68D | | GSMD68S | SSP68 |
| SBS68L | SD68BSLF | SBL6 - 8 | S/S68LF | | GSML68S | SSL68 |
| SBS810 | SD810BS | SB8 - 10 | S/S810D | | GSMD810S | SSP810 |
| SBS812 | SD812BS | SB8 - 12 | S/S812D | | GSMD812S | SSP812 |
| SBS816 | SD816BS | | | | | |
| SBS86/STR | SD8375UG | | | 2771 - 0817 | RV6977 - 8 - 6 | SSPV - 86 |
| SBS86LF/STR | SD8375UGLF | | | | | |
| SBS84 | SD84BS | SB8 - 4 | S/S84D | | GSMD84S | SSP84 |
| SBS810S/STR | SD8625UG | | | | RV6977 - 8 - 10 | SSPV - 810 |
| SBS810SLF/STR | SD8625UGLF | | | | | |
| SBS810/STR | SD8625UGLFX | | | | | |
| SBS810LF/STR | SD8625UGX | | | 2771 - 0824 | RV6977 - 8 - 10XG | |
| SBS86 | SD86BS | SB8 - 6 | S/S86D | | GSMD86S | SSP86 |
| SBS88 | SD88BS | SB8 - 8 | S/S88D | | GSMD88S | SSP88 |
| SCS42 | SK42BS | SC4 - 2 | S/S42C | | GSMD42S | SSC42 |
| SCS44 | SK44BS | SC4 - 4 | S/S44C | | GSMD44S | SSC44 |
| SCS66/STR | SK6331UG | | | | | |
| SCS69/STR | SK6500UG | | | | | |
| SCS88/STR | SK8475UG | | | | | |
| SCS812/STR | SK8725UG | | | | | |
| FBS42 | SSD41BS | SSB4 - 1 | SS/S41D | | | CSP41 |
| FBS43 | SSD42BS | SSB4 - 2 | SS/S42D | | GSMD42SS | CSP42 |
| FBS42LF | SSD42BSLF | | SS/S42LF | | | CSL42 |
| FBF42 | SSD42SSBS | SSB4 - 2S | SS/SS42D | | GSSMD42SS | CCP42 |
| FBF42LF | SSD42SSBSLF | | | | | CCL42 |
| FBS44 | SSD43BS | SSB4 - 3 | SS/S43D | | GSMD43SS | CSP43 |
| FBS43LF | SSD43BSLF | | | | | |
| FBF43 | SSD43SSBS | SSB4 - 3S | SS/SS43D | | GSSMD43SS | CCP43 |
| FBF43LF | SSD43SSBSLF | | | | | |
| FBF43CE | SSD43SSH | | | | | |
| FBS46 | SSD44BS | SSB4 - 4 | SS/S44D | | GSMD44SS | CSP44 |
| FBS44LF | SSD44BSLF | | | | | CSL44 |
| FBF44 | SSD44SSBS | SSB4 - 4S | SS/SS44D | | GSSMD44SS | CCP44 |
| FBF44LF | SSD44SSBSLF | | | | | CCL44 |
| FBS48 | SSD46BS | SSB4 - 6 | SS/S46D | | GSMD46SS | CSP46 |
| FBF46 | SSD46SSBS | SSB4 - 6S | SS/SS46D | | GSSMD46SS | CCP46 |
| FBS48 | SSD48BS | SSB4 - 8 | SS/S48D | | GSMD48SS | CSP48 |
| FBF48 | SSD48SSBS | SSB4 - 8S | SS/SS48D | | GSSMD48SS | CCP48 |
| FBS52 | SSD52BS | SSB5 - 2 | SS/S52D | | GSMD52SS | CSP52 |
| FBF52 | SSD52SSBS | SSB5 - 2S | SS/SS52D | | GSSMD52SS | CCP52 |
| FBF53CE | SSD53SSH | | | | | |
| FBS54 | SSD54BS | SSB5 - 4 | SS/S54D | | GSMD54SS | CSP54 |
| FBF54 | SSD54SSBS | | | | | CCP54 |
| FBS56 | SSD56BS | SSB5 - 6 | SS/S56D | | GSMD56SS | CSP56 |
| FBF56 | SSD56SSBS | SSB5 - 6S | SS/SS56D | | GSSMD56SS | CCP56 |
| FBF64/STR | SSD6270UG | | | | | |
| FBS62 | SSD62BS | SSB6 - 2 | SS/S62D | | GSMD62SS | CSP62 |
| FBF62 | SSD62SSBS | SSB6 - 2S | SS/SS62D | | GSSMD62SS | CCP62 |
| FBF62CE | SSD62SSH | | | | | |
| FBS64 | SSD64BS | SSB6 - 4 | SS/S64D | | GSMD64SS | CSP64 |
| FBF64 | SSD64SSBS | | SS/SS64D | | | CCP64 |
| FBF64CE | SSD64SSH | | SS64SSDCE | | | |
| FBS66 | SSD66BS | SSB6 - 6 | SS/S66D | | GSMD66SS | CSP66 |
| FBF66 | SSD66SSBS | | SS/SS66D | | | CCP66 |
| FBS68 | SSD68BS | SSB6 - 8 | SS/S68D | | GSMD68SS | CSP68 |
| FBF68 | SSD68SSBS | | SS/SS68D | | | CCP68 |
| FBF86/STR | SSD8375UG | | | | | |
| FCF66/STR | SSK6331UG | | | | | |
| FCF88/STR | SSK8475UG | | | | | |

AVEX® MONOROLT®, BULBEX®, TLR®, CHERRYMATE®, MONOROLT®, INTERLOCK®, HEMLOCK®, STANEX®, AVINOX®, AND AVIRUL® ARE REGISTERED TRADEMARKS OF TETRON FASTENING SYSTEMS AND ACCUMUL GLOBAL TECHNOLOGIES INC. LSH® AND ULTRA GRIP® IS A REGISTERED TRADEMARK OF EMMART FASTENING TECHNOLOGIES. TRL-BULB®, MAGNA-TITE®, AUTO-BULB® AND KLICK-LOCK® ARE REGISTERED TRADEMARKS OF ALCOA FASTENING SYSTEMS. CELUSSPLIT® AND TIGERBOLT® ARE REGISTERED TRADEMARKS OF CELUS FASTENERS.

PHONE: 800.289.7483 FAX: 201.750.1050
200 PARIS AVENUE, NORTHVALE, NEW JERSEY 07647 USA

R I V E T



K I N G[®]

WWW.RIVET.COM