

ANCHORS
FASTENERS

Power-Bolt® Heavy Duty Sleeve Anchor



Product Description

The Power-Bolt® anchor is a heavy duty sleeve style, self-undercutting anchor which is vibration resistant and removable. Power-Bolt® anchors are manufactured using a Grade 5 bolt with a hex or flat head and can be used in concrete, brick, block or stone.

Expansion occurs at two locations within the drilled hole. First the cone is pulled into the expansion sleeve, developing a mid-level compression force. Further turning causes the threaded bolt to advance into the threads of the expander cone, forcing its four sections outward. This action undercuts the base material deep in the anchor hole, greatly increasing the holding power of the Power-Bolt®. The bolt and cone remain locked together which prevents loosening under even the most severe vibratory conditions.

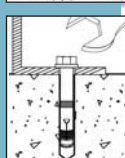
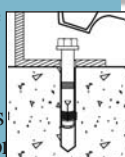
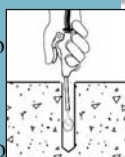
Installation

Using the proper diameter bit, drill a hole into the base material to a depth of at least 1/2" or one anchor diameter deeper than the embedment required.

Blow the hole clean of dust and other material. Do not expand the anchor or advance the bolt in the anchor assembly prior to installation.

Drive the anchor through the fixture into the anchor hole until the bolt head is firmly seated against the fixture. Be sure the anchor is driven to the required embedment depth.

Tighten the anchor by turning the head 3 to 5 turns past finger tight or by applying the guide installation torque from the finger tight position.



Power-Bolt® Maximum Tightening Torque

ANCHOR DIAM.	1/4"	5/16"	3/8"	1/2"	5/8"	3/4"
TORQUE FT-LBS. (HEX STEEL)	3-4	10-12	20-25	35-45	80-100	95-120
TORQUE FT-LBS. (HEX STAINLESS)	2-3		20-25	35-45	80-100	95-120
			10-12	20-25	45-60	70-90



Power-Bolt® Flat Head Carbon Steel, Zinc Plated

The flat head Power-Bolt™ anchor has a hex key insert formed in the head of the bolt. Each box contains an Allen wrench which matches the insert size.

ITEM CODE	SIZE	DRILL DIA.	MIN. DEPTH	BOX QTY.	CTN. QTY.
POW 06981	3/8" x 3-3/4"	3/8"	2"	50	300
POW 06982	3/8" x 5"	3/8"	2"	50	300
POW 06983	3/8" x 6"	3/8"	2"	50	300
POW 06984	1/2" x 5"	1/2"	2-1/2"	25	150
POW 06987	5/8" x 5-1/2"	5/8"	2-3/4"	15	90

* The published length of a flat head anchor is the overall length of the anchor.



Power-Bolt® Hex Head Carbon Steel, Zinc

ITEM CODE	SIZE	DRILL DIA.	MIN. DEPTH	BOX QTY.	CARTON QTY.
POW 06900	1/4" x 1"	1/4"	7/8"	100	600
POW 06902	1/4" x 1-3/4"	1/4"	1-1/4"	100	600
POW 06906	1/4" x 3"	1/4"	1-1/4"	100	600
POW 06907	5/16" x 1-3/4"	5/16"	1-1/2"	100	600
POW 06908	5/16" x 2-1/2"	5/16"	1-1/2"	50	300
POW 06909	5/16" x 3-1/2"	5/16"	1-1/2"	50	300
POW 06910	3/8" x 2-1/4"	3/8"	2"	50	300
POW 06911*	3/8" x 1-7/8"	3/8"	1-1/4"	50	300
POW 06913	3/8" x 3"	3/8"	2"	50	300
POW 06914	3/8" x 3-1/2"	3/8"	2"	50	300
POW 06916	3/8" x 4"	3/8"	2"	50	300
POW 06930	1/2" x 2-3/4"	1/2"	2-1/2"	50	200
POW 06932	1/2" x 3-3/4"	1/2"	2-1/2"	25	150
POW 06934	1/2" x 4-3/4"	1/2"	2-1/2"	25	150
POW 06936	1/2" x 5-3/4"	1/2"	2-1/2"	25	150
POW 06940	5/8" x 3"	5/8"	2-3/4"	20	120
POW 06942	5/8" x 4"	5/8"	2-3/4"	15	90
POW 06944	5/8" x 5"	5/8"	2-3/4"	15	90
POW 06945	5/8" x 6"	5/8"	2-3/4"	15	90
POW 06947	5/8" x 8-1/2"	5/8"	2-3/4"	10	40
POW 06950	3/4" x 3-1/4"	3/4"	3"	15	90
POW 06952	3/4" x 4-1/4"	3/4"	3"	10	60
POW 06954	3/4" x 5-1/4"	3/4"	3"	10	60
POW 06956	3/4" x 7-1/4"	3/4"	3"	10	40
POW 06957	3/4" x 8-1/4"	3/4"	3"	10	40

* The published length is measured from below the washer to the end of the anchor.

• 1/4" and 5/16" are manufactured with Grade 8 internal bolt.

• * This size does not have a compression ring.

Power-Bolt® Hex Head 304 Stainless Steel

Stainless steel Power-Bolt® anchors are manufactured from 300 series stainless steel (passivated).

POW 05902	1/4" x 1-3/4"	1/4"	1-1/4"	100	600
POW 05906	1/4" x 3"	1/4"	1-1/4"	100	600
POW 05910	3/8" x 2-1/4"	3/8"	2"	50	300
POW 05914	3/8" x 3-1/2"	3/8"	2"	50	300
POW 05916	3/8" x 4"	3/8"	2"	50	300
POW 05930	1/2" x 2-3/4"	1/2"	2-1/2"	50	200
POW 05934	1/2" x 4-3/4"	1/2"	2-1/2"	25	150
POW 05944	5/8" x 5"	5/8"	2-3/4"	15	90
POW 05946	5/8" x 7"	5/8"	2-3/4"	15	60
POW 05954	3/4" x 5-1/4"	3/4"	3"	10	60
POW 05957	3/4" x 8-1/4"	3/4"	3"	10	40

* The published length is measured from below the washer to the end of the anchor.

Don't Forget Carbide Drill Bits!
Please look at our Drilling & Cutting Catalog.

