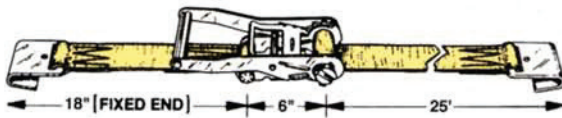


Ratchet Strap Assemblies




10,000 lb. Series

2" Webbing with Long Wide Handle



Heavy duty Ratchet Strap Assemblies are used to tie down loads on flatbed trailers, trucks and for many other cargo restraint applications.

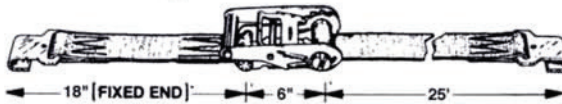
(10P27FH shown)

End Fittings	Stock No.	Strap Width	Strap Length	Working Load Limit
With Flat Hooks (FH) 	10P27FH	2"	27'	3,335 lbs.
	10P30FH	2"	30'	3,335 lbs.
With 10,000 lb. Snap Hooks (SN) 	10P27SN	2"	27'	3,335 lbs.
	10P30SN	2"	30'	3,335 lbs.
With Wire Hooks (WH) 	10P27WH	2"	27'	3,335 lbs.
	10P30WH	2"	30'	3,335 lbs.

10,000 lb. Series also available in blue, green, and Heavy Duty "MEAN GREEN".




6,000 lb. Series

2" Webbing with Standard Handle



Popular medium-duty Ratchet Strap Assembly — ideal for lighter, in-plant or palletized loads.

(6P27FH shown)

End Fittings	Stock No.	Strap Width	Strap Length	Working Load Limit
With Flat Hooks (FH) 	6P27FH	2"	27'	2,000 lbs.
	6P30FH	2"	30'	2,000 lbs.
With Delta Rings (DR) 	6P27DR	2"	27'	2,000 lbs.
	6P30DR	2"	30'	2,000 lbs.
With 6,000 lb. Snap Hooks (SN) 	6P27SN	2"	27'	2,000 lbs.
	6P30SN	2"	30'	2,000 lbs.



Note: A Ratchet Strap assembly is only as strong as its weakest component. Working load limits should be reviewed before selecting strap assembly and attaching hardware.

Other End Fittings Available

Plain Loop (PL) Grab Hook (GH) Chain & Grab Hook (CG)




Other strap lengths available on all assemblies.

Ratchet assemblies designed and tagged to meet Commercial Vehicle Safety Alliance guidelines (C.V.S.A.).

Endless Ratchet Buckle with Webbing

Standard assembly consists of buckle and 15' of webbing.



Stock No.	Width (in.)	Working Load Limit
6P-15EN	2"	2,000 lbs.
10P-15EN	2"	3,335 lbs.

How to Order Safeway Ratchet Strap Assemblies

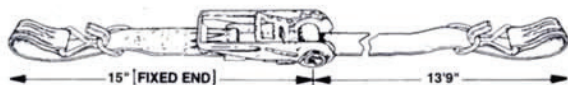
Stock number is derived from:

	Series Model in Thousand lbs.	Polyester Ratchet Assembly	Length in Feet	End Fitting	Safeway Sling Stock Number
Example:	10	P	27	FH	= 10P27FH

Utility Tie-Down Ratchets / Logistic Straps

3,000 lb. Series

1" Heavy Duty Webbing



A complete line of versatile ratchet assemblies that is the perfect tie-down for medium and light loads on trucks, and a variety of other general cargo restraint applications.
(30R15HK shown)

End Fittings	Stock No.	Strap Width	Strap Length	Working Load Limit
With Wire Hooks & Keeper* (HK) 	30R10HK	1"	10'	1,000 lbs.
	30R15HK	1"	15'	1,000 lbs.
With Wire Hooks (WH) 	30R10WH	1"	10'	1,000 lbs.
	30R15WH	1"	15'	1,000 lbs.
With S-Hooks (VS-Vinyl Coated) 	30R10VS	1"	10'	1,000 lbs.
	30R15VS	1"	15'	1,000 lbs.

* The wire hook and keeper allow for three varieties of attachments: 1) Use wire hook to secure to edge of trailer; 2) Use keeper ring to attach or fasten to anchor point; 3) Use hook & keeper to form a wrap around loop.

2,200 lb. Series

1" Medium Duty Webbing

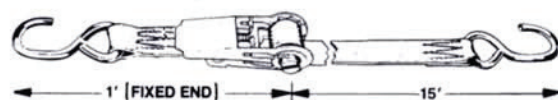


Note: A Ratchet Strap assembly is only as strong as its weakest component. Working load limits should be reviewed before selecting strap assembly and attaching hardware.

End Fittings	Stock No.	Strap Width	Strap Length	Working Load Limit
	22R16VS	1"	16'	735 lbs.

1,500 lb. Series

1" Light Duty Webbing



Our inexpensive multi-purpose ratchet buckle assembly for tying down motorcycles, ladders, boating gear and other lighter loads.
(15R16VS shown)

End Fittings	Stock No.	Strap Width	Strap Length	Working Load Limit
With S-Hooks (VS-Vinyl Coated) 	15R16VS	1"	16'	500 lbs.

**Longer or shorter strap lengths available on all assemblies.
1500 Series also available with Cam Buckle (specify 15C stock number).**

How to Order Utility Tie-Down Ratchet Assemblies

Stock number is derived from:

	Series Model in Hundred lbs.	Ratchet Assembly	Length in Feet	End Fitting	Safeway Sling Stock Number
Example:	15	R	16	VS	= 15R16VS

Logistic Straps


For lashing inside vans. 2" wide web with cambuckle and "E" fitting on both ends. 3,000 lb. break strength, 1,000 lb. working load limit. Also available with ratchet. 4,500 lb. Break Strength, 1,500 lb. working load limit.



**Available in standard 12' 16' or 20' length,
or to your specific requirement.
(Specify stock number 3C for Cambuckle; 4R12,
16, or 20EF for ratchet.)**

Ratchet Strap Assemblies / Winch Strap Assemblies

15,000 & 20,000 lb. Series



The "Big Brute" Ratchet Assembly is available in 27' or 30' lengths.

3" Heavy Duty Ratchet Assembly


15,000 lb. break strength (5,000 lb. working load limit). Available with Flat Hooks (FH), D-Rings (DR), Grab Hooks (GH) or Chain with Grab (CG). Specify stock no. 15P27 FH, DR, GH or CG.

4" Heavy Duty Ratchet Assembly

20,000 lb. break strength (6,667 lb. working load limit). Available with Wire Hooks (WH) or D-Rings (DR) only. Specify stock no. 20P27 WH or DR. Available with Flat Hooks (FH) but unit has a 16,200 lb. break strength (5,400 lb. working load limit). Specify stock no. 15P27FH (4").

Winch Strap Assemblies

Standard Winch Strap Assemblies are available in 3" or 4" widths and 27' or 30' lengths. These assemblies are built for rugged use to tie down cargo on flatbed trucks and trailers.



End Fittings	Stock No.	Strap Width	Strap Length	Working Load Limit
With Flat Hook (FH)  Most popular end fitting fits over trailer side channel or stake pocket.	3P27FH	3"	27'	5,000 lbs.
	3P30FH	3"	30'	5,000 lbs.
	4P27FH	4"	27'	5,400 lbs.
	4P30FH	4"	30'	5,400 lbs.
With Delta Ring (DR)  Fits over welded anchors on flatbed.	3P27DR	3"	27'	5,000 lbs.
	3P30DR	3"	30'	5,000 lbs.
	4P27DR	4"	27'	5,400 lbs.
	4P30DR	4"	30'	5,400 lbs.
With 3/8" x 18" Anchor Chain & Grab Hook (CG)  Locks into stake pocket. Helps reduce webbing wear.	3P27CG	3"	27'	5,000 lbs.
	3P30CG	3"	30'	5,000 lbs.
	4P27CG	4"	27'	5,400 lbs.
	4P30CG	4"	30'	5,400 lbs.

Also available in 2" webbing width and longer or shorter lengths. Optional end fittings include Plain Loop (PL) and Grab Hook (GH).

All winch strap assemblies are designed to meet the requirements of the Commercial Vehicle Safety Alliance (CVSA) and California Highway Patrol (CHP) when properly installed.

How to Order Winch Strap Assemblies


Stock number is derived from:

	Width in Inches	Polyester Strap	Length in Feet	End Fitting	=	Safeway Sling Stock Number
Example:	4	P	27	FH	=	4P27FH

Flat Bed Winch Accessories


Standard Weld-On Winch

Stock no. SW
Weld-on Fixed Mount Winch. Use with 3" or 4" webbing. Holds 20' of webbing.



Standard Portable Winch

Stock no. SP-2
Mount on flatbed side channel with 2 locking screws. Holds 20' of 3" or 4" webbing.



Chrome Winch Bar

Stock no. WB
Winch bar has knurled handle and offset tip for better grip.



Rubber Tarp Ties with S Hooks



Stock No.	Strap Length	Overall Length	Between Tarp & Tie Rod
RT09	9"	14"	17"-19"
RT15	15"	20"	24"-26"
RT21	21"	25"	30"-34"
RT31	31"	36"	43"-48"
RT41	41"	46"	56"-61"



Warning! Tarp ties lose strength and wear with age. They are not designed to hold a load in place. Overtensioning can cause ties to snap, creating a potential risk of personal injury.