



# Suspended Anchoring Systems



2008 - 2009

**PRODUCT**  
**2008-2009**  
**CATALOG**

SAMMYS®

Truss-T Hanger®

Accessories



## SPECIAL NOTES

### Engineering Note

In 1996, the anchors listed by UL were tested in plate steel that measured .188 and .118. Subsequent testing was done for z-purlin applications in May 1997 using (.037) or 20 gauge steel. Most recently in 2008, testing with the new Sammy X-Press was completed using (.030) or 22 gauge steel metal deck.

### Sammys Nut Drivers

Special nut drivers were designed to be used with Sammys. When the appropriate nut drivers are used for installation, the driver spins free on the screw after installation is complete and eliminates the expected wrist snap, reduces over-torque, and prevents screw failure.

### Steel Screws

Due to variations in hardness of certain metals, it should be noted that our self-drilling screws for steel will experience different drill speeds. 500-1500 RPM drill speed should be used.

### Metric Products

Metric versions of the Sammy anchors are available at [www.sammysuperscrew.com](http://www.sammysuperscrew.com).

### Vibratory Environments

For attaching or anchoring in high vibratory environments, special care should be taken not just for building attachments but also the hangers or assemblies being supported. Consult local code authorities for accepted anchoring devices.

### Composite Joist/Truss

Truss manufacturers vary installation recommendations for composite joist. UL testing was completed to validate that Sammys and Sidewinders SWG 20 and SWG 25-380 can be installed into the top cord of a truss. Sammy GST 20 can be installed into the center of the lower cord of a composite joist. Penetration of the upright center web is permitted by some joist manufacturers. Consult truss manufacturer for recommended installation point.

Pre-drilling may be required by joist manufacturers. If so, pre-drill pilot hole 1/8" smaller than root diameter of fastener.

Consult the table below:

Model	Root Diameter	Hole Size
GST 20	.182	1/8"
GST 25-380	.280	7/32"
SWG 20	.182	1/8"
SWG 25-380	.280	7/32"

To increase efficiency of the installation process, sleeve tools, bit receivers, and wood bits are available for pre-drilling.

### NFPA/NEC Standards

All UL and FM testing complies with NFPA 13 and NEC standards. Check with your local Authority Having Jurisdiction to confirm application and usage.

### UL Listings / FM Approvals

UL and FM reports are available at [www.sammysuperscrew.com](http://www.sammysuperscrew.com).



### CAD Drawings

CAD drawings are available and can be downloaded at [www.sammysuperscrew.com](http://www.sammysuperscrew.com).

### Made in the U.S.A. Products

### Contact Information

Technical Assistance: (800) BUILDDEX Option #6 (x 3259)

Customer Service: (800) BUILDDEX Option #1

## Warranty • Disclaimer of Warranty

Proper fastener connection design takes into account where and how fasteners are used. Allowance for special characteristics in materials, differences in materials, differences in types of materials being joined, unique or unusual environmental service or installation conditions and the safety factors required by anticipating normal or short term loading conditions must be considered. Due to possible differences in specifications, applications, and interpretation of results, purchasers and specifiers must make their own evaluation of the products, to determine the suitability of these products for intended use. All warranties of Buildex products, expressed or implied, including the warranties of merchantability and fitness for particular purposes are specifically excluded except for the following: Buildex will repair or replace any product which, within twelve months after sale by Buildex or its distributors, is found by Buildex to be defective in material or workmanship - normal wear and tear accepted. This is the sole warranty of Buildex and the sole remedy available to distributor or buyer. Buildex shall not be liable for any injury, loss or damage, direct, indirect, or consequential, arising out of the use of, or the inability to use, any Buildex product.

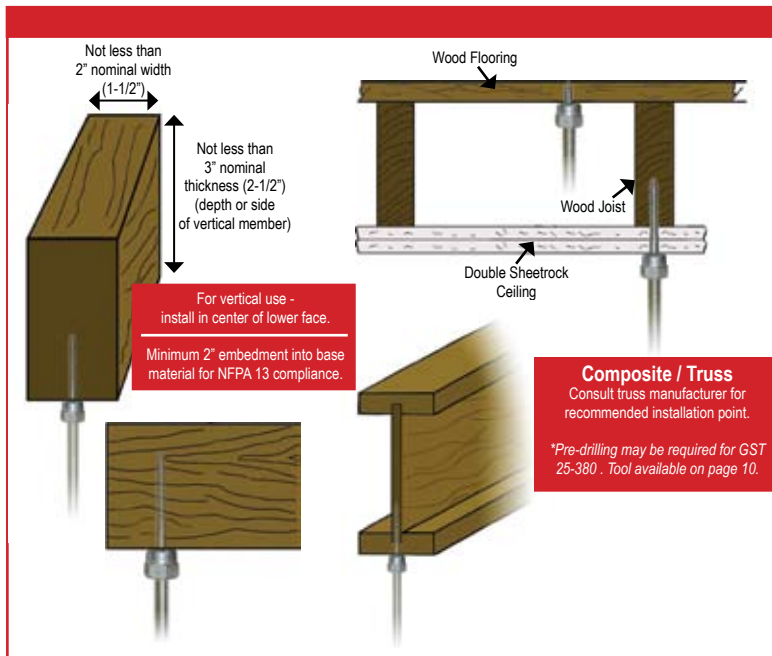
# TABLE OF CONTENTS

Sammys® for Wood .....	4
Sammys Swivel Head® for Wood .....	4
Sidewinders® for Wood .....	5
Sammys® for Steel.....	6
Sammy Swivel Head® for Steel .....	6
Sidewinders® for Steel .....	7
Sammy X-Press®, Swivel X-Press™, and Sidewinder X-Press™ .....	8
Sammy X-Press It® Installation Tool .....	8
Truss-T Hanger® .....	9
Sammys® for Concrete .....	10
Concrete/Wood Installation Kit .....	10
Sidewinders® for Concrete.....	11
Drywall Sammys®/Toggle.....	12
Ceiling Screws.....	12
Dektite™ Pipe Flashing .....	12
Speedy Pole Tool™ .....	13
Sammy Saddle™ .....	13
Spot Rite Level™ .....	13
Assortment Pack .....	13
Approvals and Listings .....	14-15

# VERTICAL MOUNT

# SAMMYS®

**SAMMYS® for Wood** *Installs VERTICALLY into the bottom of wood structures easily and quickly!*



### Product Features

- No pre-drilling required.
- Quick to install using the Sammy Nut Driver with an 18V cordless drill/driver.
- Saves time from traditional methods.
- Reduces installation cost.
- Made in the U.S.A.

Approvals	Rod Size	Part Number	Model	Screw Descriptions	Ultimate Pullout (lbs)	UL Test Load (lbs)	FM Test Load (lbs)	Box Qty	Case Qty
	1/4"	8002957	GST 100	1/4 x 1"	210 (7/16" OSB) 670 (3/4" Ply)			25	125
	1/4"	8003957	GST 200	1/4 x 2"	1760 (Fir)			25	125
	1/4"	8004957	GST 300	1/4 x 3"	2060 (Fir)			25	125
	3/8"	8006957	GST .75	1/4 x 3/4"	564 (3/4" Ply)			25	125
	3/8"	8007957	GST 10	1/4 x 1"	210 (7/16" OSB) 670 (3/4" Ply)	300		25	125
	3/8"	8008957	GST 20	1/4 x 2"	1760 (Fir)	850	1475	25	125
	3/8"	8068925	GST 20-SS	1/4 x 2"	1760 (Fir)	850		25	125
	3/8"	8009925	GST 25-380	3/8 x 2-1/2"	2113 (Fir)	1500		25	125
	3/8"	8010957	GST 30	1/4 x 3"	2060 (Fir)	1500	1475	25	125
	3/8"	8069925	GST 30-SS	1/4 x 3"	2060 (Fir)			25	125
	3/8"	8011925	GST 40	1/4 x 4"	2180 (Fir)			25	125
	3/8"	8012925	GST 60	1/4 x 6"	2230 (Fir)			25	125
	1/2"	8013925	GST 2	1/4 x 2"	1760 (Fir)			25	125
	1/2"	8014925	GST 2.5-380	3/8 x 2-1/2"	2113 (Fir)			25	125
	1/2"	8015925	GST 3	1/4 x 3"	2275 (Fir)			25	125
	1/2"	8016925	GST 4	1/4 x 4"	2180 (Fir)			25	125
	1/2"	8017925	GST 6	1/4 x 6"	2230 (Fir)			25	125

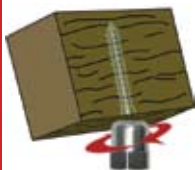


## SAMMY Swivel Head® for Wood

*Installs VERTICALLY and swivels up to 17° in wood structure*

### Product Features

- Eliminates distortion of threaded rod.
- Accommodates up to 3 1/2" x 12 pitch roof.
- Allows 17° deflection from vertical.
- Saves time from traditional methods.
- Reduces installation cost.
- Made in the U.S.A.



Approvals	Rod Size	Part Number	Model	Screw Descriptions	Ultimate Pullout (lbs)	UL Test Load (lbs)	FM Test Load (lbs)	Min Thickness	Box Qty	Case Qty
	3/8"	8139957	SH-GST 20	1/4 x 2"	1257 (Fir)	1050	1475	25	125	125
	3/8"	8141957	SH-GST 30	1/4 x 3"	1720 (Fir)	1500	1475	25	125	



**SPECIAL NUT DRIVER SYSTEM:** The nut drivers were designed with a unique spin-off feature which provides a fast and safe installation each time. When the face of the driver comes into contact with the material you are installing into, continue drilling until nut driver spins free. Installation is then complete. Warranty requires the use of the appropriate nut driver for installations.








# VERTICAL MOUNT

# SAMMYS®

**SAMMYS® for Steel** Installs VERTICALLY into the bottom of steel structures easily and quickly!



### Product Features

- Made with TekS® self-drilling fasteners - no pre-drilling required.
- Install into steel range from 22 gauge – 1/2" thicknesses.
- Saves time from traditional methods.
- Reduces installation cost.
- Quick to install using the Sammy Nut Driver with an 18V cordless drill/driver.

Approvals	Rod Size	Part Number	Model	Screw Descriptions	Ultimate Pullout (lbs)	UL Test Load (lbs)	FM Test Load (lbs)	Min Thick	Max Thick	Box Qty	Case Qty
	1/4"	8024957	DSTR 100 *	1/4-20 x 1" TEKS 3	1510 (20 ga.)			.036"-20 ga	3/16"	25	125
	1/4"	8025957	DST 100	1/4-14 x 1" TEKS 3	446 (20 ga.)			.036"-20 ga	3/16"	25	125
	1/4"	8026957	DST 150	1/4-14 x 1-1/2" TEKS 3	970 (16 ga.)			.036"-20 ga	3/16"	25	125
	1/4"	8027957	DST 200	1/4-14 x 2" TEKS 3	446 (20 ga.)			.036"-20 ga	3/16"	25	125
	1/4"	8030957	TEK 500	12-24 x 1-1/2" TEKS 5	3125 (3/16")			.187"-3/16"	1/2"	25	125
	3/8"	8038957	DSTR 1 *	1/4-20 x 1" TEKS 3	1510 (20 ga.)	1500	1475	.036"-20 ga	3/16"	25	125
	3/8"	8037957	DSTR 1-1/2 *	12-24 x 1-1/2" TEKS 5	1510 (3/16")	1500	1475	.060"-16 ga.	1/2"	25	125
	3/8"	8039957	DSTR 516 *	5/16-18 x 1-1/4" TEKS 3	2200 (20 ga.)	1500	1475	.036"-20 ga	1/8"	25	125
	3/8"	8040957	DST 10	1/4-14 x 1" TEKS 3	446 (20 ga.) 970 (16 ga.)			.036"-20 ga	3/16"	25	125
	3/8"	8077925	DST 10-SS	1/4-14 x 1" TEKS 3	446 (20 ga.) 970 (16 ga.)			.036"-20 ga	3/16"	25	125
	3/8"	8041957	DST 15	1/4-14 x 1-1/2" TEKS 3	446 (20 ga.) 970 (16 ga.)			.036"-20 ga	3/16"	25	125
	3/8"	8078925	DST 15-SS	1/4-14 x 1-1/2" TEKS 3	446 (20 ga.) 970 (16 ga.)			.036"-20 ga	3/16"	25	125
	3/8"	8042957	DST 20	1/4-14 x 2 TEKS" 3	446 (20 ga.) 970 (16 ga.)			.036"-20 ga	3/16"	25	125
	3/8"	8043957	DST 25	1/4-14 x 2-1/2" TEKS 3	446 (20 ga.) 970 (16 ga.)			.036"-20 ga	3/16"	25	125
	3/8"	8044957	DST 30	1/4-14 x 3" TEKS 3	446 (20 ga.) 970 (16 ga.)			.036"-20 ga	3/16"	25	125
	3/8"	8045957	DST 516	5/16-18 x 1-1/4" TEKS 3	1500 (3/16")	1500	1475	.125"-1/8"	1/8"	25	125
	3/8"	8046957	TEK 50	12-24 x 1-1/2" TEKS 5	3125 (3/16")	1500	1475	.187"-3/16"	1/2"	25	125
	1/2"	8031925	DST 2.0	1/4-14 x 2" TEKS 3	446 (20 ga.) 970 (16 ga.)			.188"-3/16"	1/4"	25	125
	1/2"	8033925	DSTR 1.0 *	1/4-20 x 1" TEKS 3	1510 (20 ga.)			.036"-20 ga	3/16"	25	125
	1/2"	8034925	DSTR 5.16 *	5/16-18 x 1-1/4" TEKS 3	2220 (20 ga.)			.036"-20 ga	1/8"	25	125
	1/2"	8035925	DST 5.16	5/16-18 x 1-1/4" TEKS 3	1500 (3/16")			.125"-1/8"	1/8"	25	125
	1/2"	8036925	TEK 5.0	12-24 x 1-1/2" TEKS 5	3125 (3/16")			.187"-3/16"	1/2"	25	125

\*Includes retaining nut



#14 Black Nut Driver Part # 8113910



#14 SW Red Nut Driver Part # 8114910

**SAMMY Swivel Head® for Steel** Installs VERTICALLY and swivels up to 17° in steel structure



### Product Features

- Eliminates distortion of threaded rod in sloped roof applications.
- Accommodates 3-1/2 x 12 pitch.
- Installs into angled Z-Purlin; Allows threaded rod to hang plumb.
- Allows 17° deflection from vertical.

Approvals	Rod Size	Part Number	Model	Screw Descriptions	Ultimate Pullout (lbs)	UL Test Load (lbs)	FM Test Load (lbs)	Min Thick	Max Thick	Box Qty	Case Qty
	3/8"	8137957	SH-DSTR 1 *	1/4-20 x 1"	3220 (3/16")	1500	1475	.035"	3/16"	25	125

\*Includes retaining nut

(Does not comply with ROHS requirements)



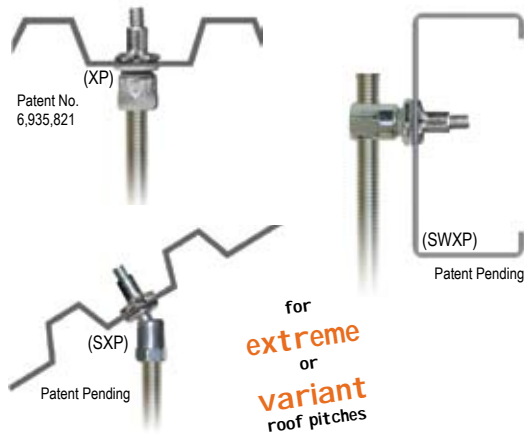
#14 Black Nut Driver Part # 8113910

**SPECIAL NUT DRIVER SYSTEM:** The nut drivers were designed with a unique spin-off feature which provides a fast and safe installation each time. When the face of the driver comes into contact with the material you are installing into, continue drilling until nut driver spins free. Installation is then complete. Warranty requires the use of the appropriate nut driver for installations.





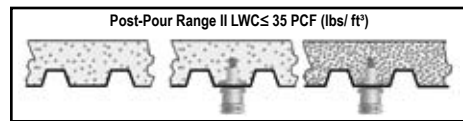
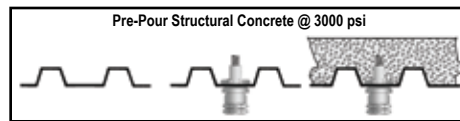
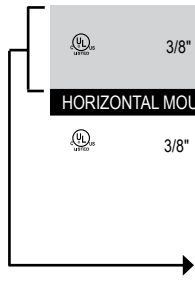
## Sammy X-Press® *Installs into Metal Deck, Purlin, or Tubular Steel*



### Product Features

- The **Sammy X-Press** expands to provide direct vertical attachment in:
    - Metal Deck (22-16 gauge)
    - Z-Purlin (18-16 gauge)
  - The **Sammy X-Press Swivel** allows you to hang plumb in extreme roof pitches:
    - 89° in Z-Purlin
    - 45° in metal deck for 12/12 pitch
  - The **Sammy X-Press Sidewinder** expands to provide horizontal attachment in:
    - 16 ga - 3/16" steel - purlin, tubular steel.
- Installs in seconds, saving time & installation costs.
  - Use in applications where access to the back of the installed fastener is prohibited. i.e. metal roof deck, tubular steel, or vapor barrier fabric.
  - Less jobsite material needed.
  - No retaining nut required.
  - Provides design flexibility.

Approvals	Rod Size	Part Number	Model	Description	Ultimate Pullout (lbs)	UL Test Load (lbs)	FM Test Load (lbs)	Min Thick	Max Thick	Box Qty	Case Qty	Application
<b>VERTICAL MOUNT</b>												
UL	1/4"	8181922	XP 200	X-Press 200	1146 (22 ga)	185 (Luminaire) 250 (Luminaire)		.027" .056"	.125"	25	125	Metal Deck
UL, FM	3/8"	8150922	XP 20	X-Press 20	1146 (22 ga)	850 (2 1/2" Pipe) 185 (Luminaire) 250 (Luminaire) 283 (Conduit & Cable)	940 (2" Pipe) 1475 (4" Pipe)	.027" .027" .056"	.125"	25	125	Metal Deck
UL, FM	3/8"	8153922	XP 35	X-Press 35	1783 (16 ga)	1500 (4" Pipe) 85 (Luminaire) 250 (Luminaire) 416 (Conduit & Cable)	940 (2" Pipe) 1475 (4" Pipe)	.060" .105" .027" .056"	.125"	25	125	Purlin
UL, FM	3/8"	8294922	SXP 20	Swivel X-Press 20	1061 (22 ga Vertical) 829 (45° Off Vertical)	750 (2" Pipe) 170 vertical (Luminaire) 80 @ 45° (Luminaire) 283 vertical (Conduit & Cable) 233 @ 45° (Conduit & Cable)	635 (2" Pipe)	.027"	.125"	25	125	Metal Deck
UL, FM	3/8"	8295922	SXP 35	Swivel X-Press 35	1675 (16 ga Vertical) 1558 (89° Off Vertical)	1500 (4" Pipe) 250 vertical (Luminaire) 80 @ 90° (Luminaire) 500 vertical (Conduit & Cable) 333 @ 89° (Conduit & Cable)	635 (2" Pipe)	.060"	.125"	25	125	Purlin
UL	3/8"	8150922	XP 20	Sammy X-Press 20	1146 (22 ga)	850 (2 1/2" Pipe)	Pre-Pour Structural Concrete @ 3000 psi Post-Pour Range II LWC ≤ 35 PCF (lbs/ft³)			25	125	Metal Deck (Pre-Pour) Metal Deck (Post-Pour)
<b>HORIZONTAL MOUNT</b>												
UL	3/8"	8293957	SWXP 35	Sidewinder X-Press 35	1798 (16 ga)	1250 (3 1/2" Pipe) 80 (Luminaire) 416 (Conduit & Cable)		.060"	.125"	25	125	Purlin



## Sammy X-Press It® **INSTALLATION TOOL**



Part Number	Model	Description	Each Qty
8194910	UXPIT*	Universal X-Press It Tool	1
8195910	RXPIT	Retro Socket for 8151910	1
8152910	XPDB	25/64" Drill Bit	1

\*Tool Includes: Sleeve, Bit Receiver, Hex Wrench, and 25/64" Drill Bit.



To watch a video demonstration of the Sammy X-Press, visit <http://www.sammysuperscrew.com/sammyxpress.htm>





## Truss-T Hanger® For hanging electrical, fire suppression, plumbing, and HVAC in open web bar joist



### Top Chord

- Fits under the top flute of common metal deck profiles
- Distributes load evenly
- Quick and easy to install
- 1200 Lb. load rating (refer to approvals)

### Product Features

- UL Listed to support 8" max schedule 40 pipe.
- Distributes load evenly over the center bar joist; eliminates angle iron distortion.
- Quick and easy installation of a trapeze.
- Provides rigid seismic restraint.
- Seismic bracing not required when used in top chord applications. (9.3.5.3.8 NFPA 13).
- New Keps® Nut/Washer - Integrated nut and washer for one piece installation.

### Bottom Chord

- Can be installed from below the joist
- Distributes load evenly
- Quick and easy to install
- 1200 Lb. load rating (refer to approvals)

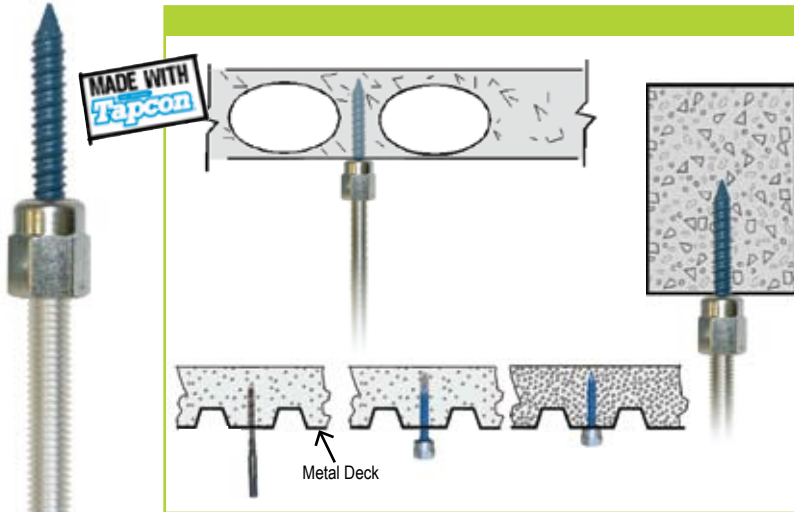
(side view)

Patents Pending

Approvals	Rod Size	Part Number	Model	Description	UL Test Load (lbs.)	UL Load Rating (lbs.)	Listed Application Approvals	Box Qty
<b>TOP CHORD MODELS</b>								
	3/8"	8296900	HD38TC	3/8" Top Chord T w/ Square KEPS Nut/Washer	6075	1200	Maximum 4" Schedule 40 pipe Luminaire Fittings Conduit and Cable	25
	1/2"	8298900	HD12TC	1/2" Top Chord T w/ Square KEPS Nut/Washer	6075	1200	Maximum 8" Schedule 40 pipe Luminaire Fittings Conduit and Cable	25
<b>BOTTOM CHORD MODELS</b>								
	3/8"	8297900	HD38BC	3/8" Bottom Chord T w/ Square KEPS Nut/Washer	6075	1200	Maximum 4" Schedule 40 pipe Luminaire Fittings Conduit and Cable	25
	1/2"	8299900	HD12BC	1/2" Bottom Chord T w/ Square KEPS Nut/Washer	6075	1200	Maximum 8" Schedule 40 pipe Luminaire Fittings Conduit and Cable	25
<b>ACCESSORIES</b>								
	Part Number	Description	Material Specification	Nut Diameter	Square Washer Dimension	Square Washer Thickness	Internal Bag Qty	Box Qty
<b>NEW</b> →	8250200	3/8" Integrated KEPS Nut/Washer	1010 Carbon Steel w/ Electro Zinc Plate	3/8-16	1-1/2"	0.13"	25	100
<b>NEW</b> →	8253200	1/2" Integrated KEPS Nut/Washer	1010 Carbon Steel w/ Electro Zinc Plate	1/2-13	1-1/2"	0.13"	25	100



**SAMMYS® for Concrete** *Installs VERTICALLY into the bottom of concrete structures easily and quickly!*



### Product Features

- Easy two step process (Drill hole & drive Sammy concrete anchor).
- 1/4" pre-drilled pilot hole required.
- Concrete Installation Tool available for a one tool installation process.

Approvals	Rod Size	Part Number	Model	Screw Descriptions	Ultimate Pullout (lbs)*	FM Test Load (lbs)	Box Qty	Case Qty
	1/4"	8058957	CST 200	5/16 x 1-3/4"	2400		25	125
FM	3/8"	8059957	CST 20	5/16 x 1-3/4"	2400	1475	25	125
	3/8"	8145925	CST 20-SS	5/16 x 1-3/4"	2400		25	125
	1/2"	8060925	CST 2	5/16 x 1-3/4"	2400		25	125

\* Tested in 3000 PSI concrete



#14 Black Nut Driver  
Part # 8113910



#14SW Red Nut Driver  
Part # 8114910

**SPECIAL NUT DRIVER SYSTEM:** The nut drivers were designed with a unique spin-off feature which provides a fast and safe installation each time. When the face of the driver comes into contact with the material you are installing into, continue drilling until nut driver spins free. Installation is then complete. Warranty requires the use of the appropriate nut driver for installations.

## Concrete / Wood Installation Kit *The only tool needed to install SAMMYS & SIDEWINDERS*



Part Number	Description	Each Qty
8122910	Concrete Installation Kit (a)	
Kit includes the following items:		
8113910	#14 Black Nut Driver (b)	1
8114910	#14 SW Red Nut Driver (c)	1
8116910	#250 Bit (1/4") (d)	1
8117910	SDS Bit (1/4") (e)	1
8118910	7/32 Wood Bit (f)	1
8120910	HEX 250 Bit Receiver (1/4") (g)	1
8098910	SL 250 Sleeve (h)	1
8121910	SDS B250 Bit Receiver (1/4")*	1


\*Only sold separately - not included in kit.

**ONE tool to**  
**DRILL** the hole and  
**DRIVE** the anchor!

### Rotary Hammer Drill into concrete




### Hammer Drill into concrete



## SIDEWINDERS® for Concrete *Installs HORIZONTALLY into side of concrete structures easily & quickly!*




#14SW Red Nut Driver  
Part # 8114910



### Product Features

- Easy two step process (Drill hole & drive Sammy concrete anchor).
- 1/4" pre-drilled pilot hole required.
- Concrete Installation Tool available for a one tool installation process.

Approvals	Rod Size	Part Number	Model	Screw Descriptions	Ultimate Pullout (lbs)*	FM Test Load (lbs)	Box Qty	Case Qty
	1/4"	8062957	SWC 200	5/16 x 1-3/4"	2450		25	125
	3/8"	8061957	SWC 20	5/16 x 1-3/4"	2450	1475	25	125

\* Tested in 3000 PSI concrete

### INSTALLATION STEPS - VERTICAL INTO CONCRETE:

1. Using an SDS 250 carbide tip bit or a HEX RECEIVER with a #250 carbide tip bit, pre-drill the concrete member to a depth of 2" with an electric impact/drill set on impact mode.
2. After pre-drilling has been completed, install the SLEEVE TOOL over the bit (the bit should remain in the drill), and insert the #14 (black) nut driver (p/n 8113910) into the opposite end (see Vertical Installation note above).
3. Insert the concrete screw into the nut driver.
4. Place tip of screw into the pre-drilled hole, turn impact/drill unit to drill mode and begin insertion. When the nut driver spins free on the screw, installation is complete. Stop and remove drill.
5. The concrete screw is ready to receive 1/4", 3/8", 1/2", or metric all thread rod or bolt stock. (#14SW red nut driver used with 1/2" screw)

NOTE: Use a 1200 maximum RPM drill for installation.

NOTE: Do not install concrete screws while the drill unit is in impact mode — doing so will destroy the pullout factor of the screw.

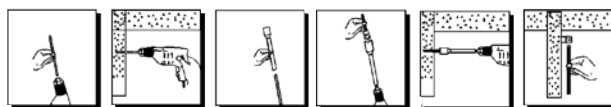


### INSTALLATION STEPS - HORIZONTAL INTO CONCRETE:

1. Using an SDS 250 carbide tip bit or a HEX RECEIVER with a #250 carbide tip bit, pre-drill the concrete member to a depth of 2" with an impact/drill set on impact mode.
2. After pre-drilling has been completed, install the SLEEVE TOOL over the bit (the bit should remain in the drill), and insert the #14SW (red) nut driver (p/n 8114910) into the opposite end.
3. Install the SWC screw into the nut driver.
4. Place tip of screw into the pre-drilled hole, turn impact/drill unit to drill mode and begin insertion. When the nut driver spins free on the SWC screw, installation is complete. Stop and remove drill.
5. The SWC screw is ready to receive 1/4", 3/8" or metric all thread rod or bolt stock.

NOTE: Use a 1200 maximum RPM drill for installation.

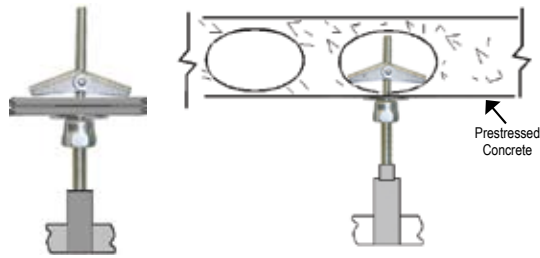
NOTE: Do not install concrete screws while the drill unit is in impact mode — doing so will destroy the pullout factor of the fastener.



**SPECIAL NUT DRIVER SYSTEM:** The nut drivers were designed with a unique spin-off feature which provides a fast and safe installation each time. When the face of the driver comes into contact with the material you are installing into, continue drilling until nut driver spins free. Installation is then complete. Warranty requires the use of the appropriate nut driver for installations.

# DRYWALL/CEILING SCREWS **SAMMYS**<sup>®</sup>

## SAMMY Toggle for Drywall or Concrete



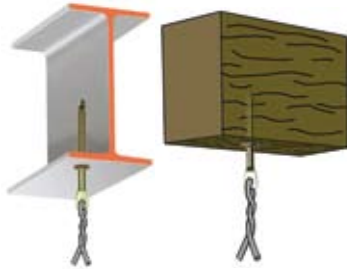
### Installation Steps:

1. Pre-drill a 5/8" hole with a regular drill or hole saw.
2. Insert SST screw into #14 black nut driver. With wing nut and washer on bolt, insert wing nut thru surface, and begin installation.
3. When bolt is secure and nut driver spins free, stop drill motor and remove.
4. SST screw is now ready to receive 1/4", 3/8", or Metric all thread rod or bolt stock.

Rod Size	Part Number	Model	Screw Descriptions	Ultimate Pullout (lbs)	Box Qty	Case Qty
1/4"	8063925	SST 300	1/4 x 3"	450 (Lath & Plaster) 404 (2 Layers 5/8 Rock)	25	125
3/8"	8064925	SST 30	1/4 x 3"	450 (Lath & Plaster) 404 (2 Layers 5/8 Rock)	25	125



## SAMMY Ceiling Screws

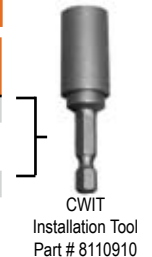


### Product Features:

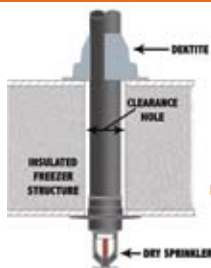
- 3/16" eyelet to accommodate common wire size.
- ICC approvals can be found at [www.itwbuildex.com](http://www.itwbuildex.com) under Evaluation Report # ER-5367

Approvals	Substrate	Part Number	Model	Description	Ultimate Pullout (lbs)	ICC Test Load (lbs)	Box Qty	Case Qty
ICC	STEEL	8107957	CWSD 1	1/4 x 1"	472 (20 ga)	170 (20 ga)	25	125
ICC	STEEL WOOD	8190957	CWSD 15	1/4 x 1-1/2"	472 (20 ga) 1393 (Fir)	170 (20 ga)	25	125
ICC	STEEL	8108957	CWSD 2	1/4 x 2"	472 (20 ga)	170 (20 ga)	25	125
ICC		8110910	CWIT Installation Tool					1

(Does not comply with ROHS requirements)



## DEKTITE™ Pipe Flashing *A quicker, more efficient way to flash your refrigeration/freezer units*



**STAY UP TO CODE!**  
with a quicker, more efficient way to flash your refrigeration/freezer units.

### Product Features:

- Complies with NFPA 13 Code Changes
- Flashing for dry pendant sprinklers subject to extreme temperature changes
- One piece construction is easy to install
- Pipe diameter markings ensure accurate fit
- EPDM temperature range of -65°F TO + 250°F

Part Number	Description	Pipe Outside Diameter	Dektite Base Diameter	Dektite Height	Box Qty
4001910	Mini	1/4" - 1-1/8"	3-1/2"	1-3/4"	20
4003910	1	1/4" - 2"	4-3/4"	3"	10
4004910	2	1-3/4" - 3-1/4"	6-1/4"	4"	10

Visit <http://www.itwbuildex.com/dektite.htm> for more information.





## Speedy Pole Tool™ & Universal Socket Kit *Hang it HIGH from down low*



Part Number	Description	Box Qty
8123910	Pole Tool 6' (3' - 6')	1
8124910	Pole Tool 12' (4' - 12')	1
8125910	Pole Tool 18' (6' - 18')	1
8126910	Pole Tool 24' (8' - 24')	1
Speedy Pole Tool Installation (specify choice when ordering pole tool)		
8127910	Socket Driver	1
8128910	Ceiling Wire Socket Driver	1
8129910	Universal Pole Tool Socket Kit	1

• The Pole Tool and Universal Socket Kit provide easy and safe installation for:

- Sammys
- Threaded Rod
- Pencil Rod
- Ceiling Screws
- Jack Chain
- Wire
- Screws


• Ideal for retrofit and hard-to-reach projects in wood and steel.



**Universal Pole Tool Socket Kit (8129910) Includes:**

*(Items not sold separately)*

- Adaptor Plug (a)
- Socket Driver for SAMMYS (b)
- Socket Driver for Ceiling Wire Screws (c)
- Socket Driver for 1/4" Standard Nut Drivers (d)
- Stuf Plug for Viper or Ladd Powder Actuated Attachment (e)



## Sammy Saddle® *An inexpensive alternative or enhancement to cable tray*

Approval	Rod Size	Part Number	Model	Description	Ultimate Pullout (lbs)	UL Description	Box Qty
	1/4" & 3/8"	8149957	CZ 2000	Sammy Saddle w/ Snap Nut	181	Cable Hanger, Cat. No.5 C-Z2000 Plenum Rated, Complies with NEC Standards	25



• Sammy Saddle attaches to 1/4" or 3/8" threaded rod and supports 35 Category 5 cable.

- Snap nut anywhere onto threaded rod
- Non-corrosive and non-conductive
- Supports cable, pipe, or conduit
- Multiple hangers per rod
- Plenum Rated
- Plenum Rated tie wires included



## Spot Rite Level® *Provides both a torpedo level and a gunner nipple in one handy tool*

Part Number	Model	Ea. Qty
8130910	Spot Rite Level	1

- 1/2", 3/4", and 1" threading
- Magnetic strip for ease of use
- Pocket Sized
- Lightweight
- 3-vial design for measurement of 0°, 45°, and 90° angles



## Assortment Pack *34 piece assortment of our most popular Sammys® & Sidewinders® for 3/8" threaded rod*

Part Number	Model	Master Ctn Qty
8163910	Assortment Pack	5

Each pack includes the following items:

Approval	Part Number	Model	Description	Pieces/Pack
	8008957	GST 20	2" Sammy for wood	8
	8010957	GST 30	3" Sammy for wood	4
	8021957	SWG 20	2" Sidewinder for wood	4
	8028957	DSTR 1	1/4-20 x 1" Sammy for steel w/ nut	4
	8046957	TEK 50	12-24 x 1-1/2" for steel	4
	8055957	SWDR 1	1/4-20 x 1" for steel w/ nut	4
	8056957	SWDR 516	5/16-18 x 1-1/4" for steel w/ nut	4
	8113910	#14 NUT DRIVER	Installation Tool - Vertical	1
	8114910	#14SW NUT DRIVER	Installation Tool - Horizontal	1





## SAMMYS® FOR WOOD Pipe Hanger

Part No.	Model	Rod Size	Mount Direction	UL Max Pipe Size	UL Test Load (lbs)	UL Min Wood Thickness	FM Max Pipe Size	FM Test Load (lbs)	FM Min Wood Thickness
8007957	GST 10	3/8"	Vertical	CPVC 1-1/2"	300	1-1/2"			
8020957	SWG 10	3/8"	Horizontal	CPVC 1-1/2"	300	1-1/2"			
8008957	GST 20	3/8"	Vertical	2-1/2"	850	1-1/2"	4"	1475	1-1/2"
8068925	GST 20-SS	3/8"	Vertical	2-1/2"	850	1-1/2"			
8010957	GST 30	3/8"	Vertical	4"	1500	1-1/2"	4"	1475	1-1/2"
8009925	GST 25-380	3/8"	Vertical	4"	1500	1-1/2"			
8022925	SWG 25-380	3/8"	Horizontal	3-1/2" - 4"	1500	1-1/2"			
8021957	SWG 20	3/8"	Horizontal	2-1/2" - 3"	1050	1-1/2"			
8073925	SWG 20-SS	3/8"	Horizontal	2-1/2"	850	1-1/2"			
8139957	SH-GST 20	3/8"	17° Angle off Vertical	3"	1050	1-1/2"	4"	1475	1-1/2"
8141957	SH-GST 30	3/8"	17° Angle off Vertical	4"	1500	1-1/2"	4"	1475	1-1/2"

## SAMMYS® FOR STEEL Pipe Hanger

Part No.	Model	Rod Size	Mount Direction	UL Max Pipe Size	UL Test Load (lbs)	UL Min. Steel Thickness	FM Max Pipe Size	FM Test Load (lbs)	FM Min. Steel Thickness
8038957	DSTR 1	3/8"	Vertical	4"	1500	.035"	4"	1475	.105"
8037957	DSTR 1-1/2	3/8"	Vertical	4"	1500	.035"	4"	1475	.105"
8039957	DSTR 516	3/8"	Vertical	4"	1500	.037"	4"	1475	.105"
8045957	DST 516	3/8"	Vertical	4"	1500	.188"	4"	1475	.188"
8046957	TEK 50	3/8"	Vertical	4"	1500	.250"	4"	1475	.188"
8055957	SWDR 1	3/8"	Horizontal	4"	1500	.037"	4"	1475	.060"
8056957	SWDR 516	3/8"	Horizontal	4"	1500	.037"	4"	1475	.060"
8054957	SWDR 1-1/2	3/8"	Horizontal	4"	1500	.037"	4"	1475	.060"
8137957	SH-DSTR 1	3/8"	17° Angle off Vertical	4"	1500	.035"	4"	1475	.105"
8150922	XP 20	3/8"	Vertical	2-1/2"	850	.027"	2" 4"	940 1475	.029" .105"
8153922	XP 35	3/8"	Vertical	4"	1500	.060"	2" 4"	940 1475	.029" .105"
8294922	SXP 20	3/8"	Vertical or up to 45°	2"	750	.027"	2"	635	.029"
8295922	SXP 35	3/8"	Vertical or up to 89°	3-1/2"	1250	.060"	2"	635	.029"
8293957	SWXP 35	3/8"	Horizontal	3-1/2"	1250	.060"			

## SAMMYS® FOR CONCRETE Pipe Hanger

Part No.	Model	Rod Size	Mount Direction	UL Max Pipe Size	UL Test Load (lbs)	UL Min PSI	FM Max Pipe Size	FM Test Load (lbs)	FM Min PSI
8059957	CST 20	3/8"	Vertical				4"	1475	3000
8061957	SWC 20	3/8"	Horizontal				4"	1475	3000
8150922	XP 20	3/8"	Vertical	2-1/2"	850	Pre-Pour Structural @ 3000psi			
8150922	XP 20	3/8"	Vertical	2-1/2"	850	Post-Pour Range II LWC ≤ 35 PCF (lbs/ft³)			

## TRUSS-T HANGER® Pipe Hanger

Part No.	Model	Rod Size	Mount Direction	UL Load Rating (lbs)	UL Test Load (lbs)	Listed Application
8296900	HD38TC	3/8"	Top Chord	1200	6075	Maximum 4" Schedule 40 pipe
8297900	HD38BC	3/8"	Bottom Chord	1200	6075	Maximum 4" Schedule 40 pipe
8198900	HD12CZP	1/2"	Bottom Chord	1200	6075	Maximum 8" Schedule 40 Pipe
8298900	HD12TC	1/2"	Top Chord	1200	6075	Maximum 8" Schedule 40 Pipe
8299900	HD12BC	1/2"	Bottom Chord	1200	6075	Maximum 8" Schedule 40 Pipe

\*SWG 25-380 Maximum pipe size in composite wood joist allowed by UL is 3-1/2"

\*SWG 25-380 Maximum pipe size in wood timber or joist allowed by UL is 4"

\*\*SWG 20 Maximum pipe size in composite wood joist allowed by UL is 2-1/2"

\*\*SWG 20 Maximum pipe size in wood timber or joist allowed by UL is 3"

UL compliance with NEC Standards.

UL and FM tests were performed in compliance with NFPA 13 Standards.

Fastening requirement: 5 times weight of water-filled schedule 40 pipe plus 250 pounds.



PIPE HANGER  
ALSO LISTED AS CONDUIT AND CABLE HARDWARE  
ALSO LISTED AS ANCHOR FOR LUMINAIRE  
9R21



# LUMINAIRE, CONDUIT, TUBING, & CABLE APPROVALS

## SAMMYS® FOR STEEL Luminaire Fitting

Part No.	Model	Rod Size	Mount Direction	UL Load Rating (lbs)	UL Min Steel Thickness
8150922	XP 20	3/8"	Vertical	185 250	.027" .035"
8153922	XP 35	3/8"	Vertical	185 250	.027" .035"
8181922	XP 200	1/4"	Vertical	185 250	.027" .035"
8294922	SXP 20	3/8"	Vertical 45°	170 80	.027" .027"
8295922	SXP 35	3/8"	Vertical 90°	250 80	.060" .060"
8293957	SWXP 35	3/8"	Horizontal	80	.060"

## TRUSS-T HANGER® Luminaire Fitting

Part No.	Model	Rod Size	Mount Direction	UL Load Rating (lbs)	UL Test Load (lbs)	Listed Application
8296900	HD38TC	3/8"	Top Chord	1200	6075	Overhead Lighting & Luminaire Fittings
8297900	HD38BC	3/8"	Bottom Chord	1200	6075	Overhead Lighting & Luminaire Fittings
8198900	HD12CZP	1/2"	Bottom Chord	1200	6075	Overhead Lighting & Luminaire Fittings
8298900	HD12TC	1/2"	Top Chord	1200	6075	Overhead Lighting & Luminaire Fittings
8299900	HD12BC	1/2"	Bottom Chord	1200	6075	Overhead Lighting & Luminaire Fittings

## SAMMYS® FOR STEEL Conduit, Tubing, and Cable

Part No.	Model	Rod Size	Mount Direction	UL Load Rating (lbs)	UL Min. Steel Thickness	Listed Application
8150922	XP 20	3/8"	Vertical	283	.027"	Max 4 trade size EMT, RMC, and IMC & 5 trade size rigid PVC conduit
8153922	XP 35	3/8"	Vertical	500	.060"	Max 4 trade size EMT & 6 trade size RMC, IMC, and rigid PVC conduit
8294922	SXP 20	3/8"	Vertical	283	.027"	Max 4 trade size EMT, RMC, and IMC & 5 trade size rigid PVC conduit
8295922	SXP 35	3/8"	Vertical	500	.060"	Max 4 trade size EMT & 6 trade size RMC, IMC, and rigid PVC conduit
8293957	SWXP 35	3/8"	Horizontal	500	.060"	Max 4 trade size EMT & 6 trade size RMC, IMC, and rigid PVC conduit

### Sheet Steel Sizes

Sheet Steel Gauges								
Gauge No.	22 ga.	20 ga.	18 ga.	16 ga.	14 ga.	12 ga.	3/16"	1/4"
Nominal Decimal Equivalent	.030"	.036"	.048"	.060"	.075"	.105"	.188"	.250"

## TRUSS-T HANGER® Conduit, Tubing, and Cable

Part No.	Model	Rod Size	Mount Direction	UL Load Rating (lbs)	UL Test Load (lbs)	Listed Application
8296900	HD38TC	3/8"	Top Chord	1200	6075	Up to 6" Trade Size EMT, IMC, and Rigid PVC conduit
8297900	HD38BC	3/8"	Bottom Chord	1200	6075	Up to 6" Trade Size EMT, IMC, and Rigid PVC conduit
8198900	HD12CZP	1/2"	Bottom Chord	1200	6075	Up to 6" Trade Size EMT, IMC, and Rigid PVC conduit
8298900	HD12TC	1/2"	Top Chord	1200	6075	Up to 6" Trade Size EMT, IMC, and Rigid PVC conduit
8299900	HD12BC	1/2"	Bottom Chord	1200	6075	Up to 6" Trade Size EMT, IMC, and Rigid PVC conduit

UL compliance with NEC Standards.



PIPE HANGER  
ALSO LISTED AS CONDUIT AND CABLE HARDWARE  
ALSO LISTED AS ANCHOR FOR LUMINAIRE  
9R21




APPROVED

www.sammysuperscrew.com

www.itwbuildex.com

Ask for  
**SAMMYS**®  
in the  
**YELLOW Box!!**



**ITW Buildex**

1349 West Bryn Mawr Ave. • Itasca, IL 60143  
800-BUILDEX • (F)630-595-3549 www.itwbuildex.com

Sammys®, Sammy X-Press®, Sammy X-Press II®, Sammy X-Press Swivel™, Sammy X-Press Sidewinder™, Tapcon®, Sammy Saddle™, Speedy Pole Tool™, Spot-Rite Level™, Teks®, and Truss-T Hanger® are trademarks of ITW Buildex and Illinois Tool Works, Inc.

Keps® is a registered trademark of ITW Shakeproof and Illinois Tool Works, Inc.

Dektite® is a registered trademark of Deks Industries Pty Ltd.

© 2008 ITW Buildex and Illinois Tool Works, Inc.