

# DEWALT®

## ANCHORS & FASTENERS



# CAST-IN ANCHOR INSERTS

## Concrete Inserts & Accessories

WOOD-KNOCKER®II+	2
BANG-IT®+	3
DDIT™+	4
PUSH-IN COUPLER	5
PUSH-IN INSERTS	5
BANG-IT®+ BRIDGE BAR	6
INSTALLATION TOOLS	7
HANGERWORKS™ PRO SOFTWARE	8

**GUARANTEED TOUGH.®**

# WOOD-KNOCKER®II+



## FULL SIZE

INTERNALLY THREADED SINGLE AND MULTI-THREAD CAST-IN ANCHOR INSERTS FOR REMOVABLE WOOD FORMWORK

### HEXAGONAL HEAD

- Eliminates anchor rotation when installing rod

### ANGLED PLASTIC RIBS

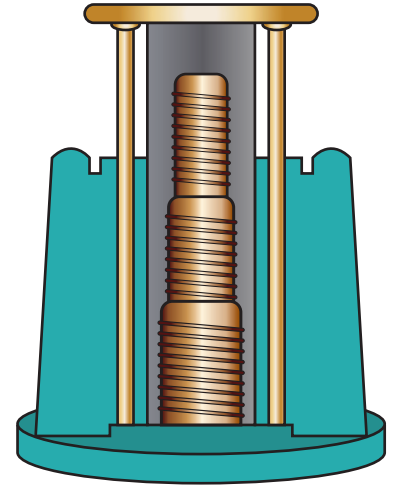

- Anchor resists accidental removal by rebar and kick-over
- Ribs function as crosshairs for precise placement over pre-marked installation points

### THREAD SEALING MEMBRANE

- Protects thread insert from concrete slurry
- Allows easy insertion of rod into anchor

### WIDE BASE

- 2.5" diameter base provides stability on formwork



## LOW PROFILE

INTERNALLY THREADED SINGLE AND MULTI-THREAD CAST-IN ANCHOR INSERTS FOR REMOVABLE WOOD FORMWORK

**& 25% SHORTER  
20% SMALLER  
BASE DIAMETER**



	CAT #	THREAD DESIGN	ROD DIA.	QTY
LOW PROFILE WOOD-KNOCKER®II+	PFM2500014	SINGLE	1/4"	100
	PFM2500038	SINGLE	3/8"	100
	PFM2501438	DOUBLE	1/4" - 3/8"	100
WOOD-KNOCKER®II+	PFM2521100	SINGLE	1/4"	100
	PFM2521150	SINGLE	3/8"	100
	PFM2521200	SINGLE	1/2"	100
	PFM2521250	SINGLE	5/8"	100
	PFM2521300	SINGLE	3/4"	100
	PFM2521438	DOUBLE	1/4" - 3/8"	100
	PFM2521350	DOUBLE	3/8" - 1/2"	100
	PFM2525834	DOUBLE	5/8" - 3/4"	50
	PFM253143812	TRIPLE	1/4" - 3/8" - 1/2"	100
	PFM253381258	TRIPLE	3/8" - 1/2" - 5/8"	50
LOW PROFILE PAN-KNOCKER™II+	PFM2501438NN	DOUBLE	1/4" - 3/8"	100
PAN-KNOCKER™II+	PFM2525834NN	DOUBLE	5/8" - 3/4"	100
	PFM253143812NN	TRIPLE	1/4" - 3/8" - 1/2"	100
	PFM253381258NN	TRIPLE	3/8" - 1/2" - 5/8"	100

# BANG-IT®+

## TRIPLE THREAD

INTERNALLY THREADED CONCRETE INSERTS FOR NON-REMOVABLE CORRUGATED COMPOSITE STEEL DECK



### CONICAL SPRING

- Ensures even seating of anchor to metal deck

### PRE-DRILLED HOLES

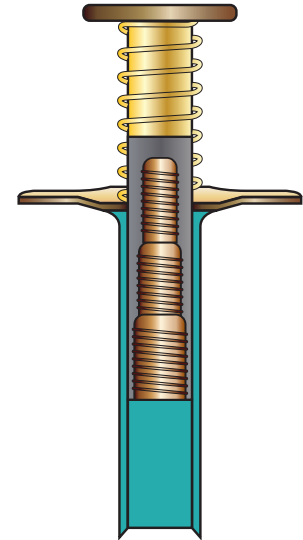

- 4 holes allow for easy fastening of anchor to deck-pins or screws

### PLASTIC FLANGE

- Improves anchor retention to metal deck
- Flexes to increase resistance to kick-over and deck imperfections vs. anchors with metal flanges

### PROTECTIVE THREAD COVER

- Protects thread insert from spray insulation
- Allows easy insertion of rod into anchor



	CAT #	THREAD DESIGN	ROD DIA.	QTY
BANG-IT®+	PFM353143812	TRIPLE	1/4" - 3/8" - 1/2"	50
	PFM353381258	TRIPLE	3/8" - 1/2" - 5/8"	50

## SINGLE & DOUBLE THREAD

INTERNALLY THREADED CONCRETE INSERTS FOR NON-REMOVABLE CORRUGATED COMPOSITE STEEL DECK

### CONICAL SPRING

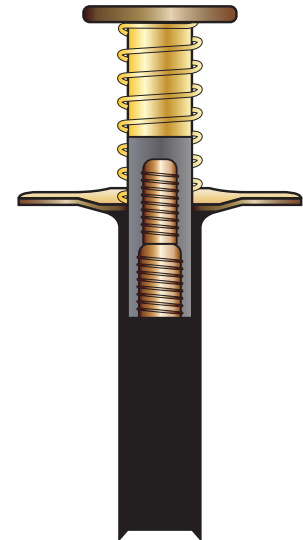

- Ensures even seating of anchor to metal deck

### FLANGE AND FINGERS

- Metal Flanges for retention to metal deck
- Two holes predrilled for using screws or pins to connect to deck prior to concrete pour

### PROTECTIVE THREAD COVER


- Protects thread insert from spray insulation
- Allows easy insertion of rod into anchor



	CAT #	THREAD DESIGN	ROD DIA.	QTY
BANG-IT®+	07540-PWR	SINGLE	1/4"	100
	07542-PWR	SINGLE	3/8"	100
	07544-PWR	SINGLE	1/2"	100
	07546-PWR	SINGLE	5/8"	50
	07548-PWR	SINGLE	3/4"	50
	PFM3521438	DOUBLE	1/4" - 3/8"	100
	07543-PWR	DOUBLE	3/8" - 1/2"	100
	PFM3525834	DOUBLE	5/8" - 3/4"	50

# DECK INSERT

EXTERNALLY THREADED CONCRETE INSERTS FOR  
NON-REMOVABLE CORRUGATED COMPOSITE STEEL DECK



**LIMITED THREAD LENGTH**

Helps reduce embedment of bolt

**ICC-ES PENDING ON SELECT SIZES**

Including seismic

**LONG STEEL BRACE**

For a wide range of installation locations

**ADJUSTABLE HEIGHT**

For precision hanging

**PRE-MOUNTED DRILL SCREWS**

For fast installation time

CAT #	ROD DIAMETER	ANCHOR SIZE	DRILL DIAMETER	PACK QTY
PFM2511100	3/8"	3/8" METAL DECK INSERT	7/16" OR 1/2"	20
PFM2511110	1/2"	1/2" METAL DECK INSERT	9/16" OR 5/8"	20
PFM2511120	5/8"	5/8" METAL DECK INSERT	11/16" OR 3/4"	20
PFM2511130	3/4"	3/4" METAL DECK INSERT	13/16" OR 7/8"	12
PFM2511140	7/8"	7/8" METAL DECK INSERT	15/16" OR 1"	12

# COUPLER

## PUSH-IN

USE WITH MOUNTED PREFABRICATED HARDWARE AND HANGER ASSEMBLIES

### HEX NUT SIDE

Enables installation with a wrench

### THREADED ROD COMPATIBILITY


Accepts burred or oiled rods and commonly available standard UNC threaded rods

### CINCH NUT MECHANISM

Designed to eliminate thread misalignment

### DOUBLE SIDED

Separate thread-in and push-in sides designed for attaching existing anchor points to pre-fabrication assemblies



	CAT #	THREAD DESIGN	ROD DIA.	QTY
PUSH-IN COUPLER	PFM3613038	SINGLE	3/8"	20
	PFM3613012	SINGLE	1/2"	20

# WOOD-KNOCKER® II+ AND BANG-IT® +

## PUSH-IN

INTERNALLY THREADED CONCRETE INSERTS USE WITH MOUNTED PREFABRICATED HARDWARE AND HANGER ASSEMBLIES



### SQUARE RECESS

Located in center of head to eliminate anchor rotation when installing rod

### PERFORATED NAILS

Allows nails to be easily removed after the formwork is stripped off

### WIDE BASE

2-3/8" diameter base provides stability on formwork

### SEALING MEMBRANE

Guides threaded rod and protects from spray insulation

### CINCH NUT TECHNOLOGY



No Thread Misalignment

### CONICAL SPRING

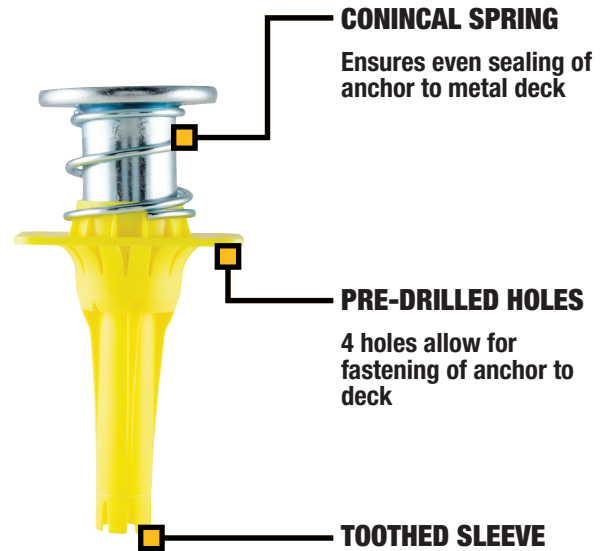
Ensures even sealing of anchor to metal deck

### PRE-DRILLED HOLES

4 holes allow for fastening of anchor to deck

### TOOTHED SLEEVE

Guides threaded rod and protects from spray insulation



	CAT #	THREAD DESIGN	ROD DIA.	QTY
WOOD-KNOCKER® II+	PFM2610038	SINGLE	3/8"	50
	PFM2610012	SINGLE	1/2"	50
BANG-IT® +	PFM3610038	SINGLE	3/8"	50
	PFM3610012	SINGLE	1/2"	50
PAN-KNOCKER™ II+	PFM2610038NN	SINGLE	3/8"	50
	PFM2610012NN	SINGLE	1/2"	50



# BANG-IT®+ BRIDGE BAR

## ACCESSORY

OPTION FOR FLUTE INCLINE POSITIONING ON NON-REMOVABLE CORRUGATED COMPOSITE STEEL DECK

	CAT #	HOLE SIZES	QTY
<b>BANG-IT®+ BRIDGE BAR</b>	<b>PFM3613000</b>	7/8" & 1-1/4"	20

<b>BANG-IT®+ SUGGESTED HOLE SIZES - REFERENCE GUIDE</b>			
	CAT #	ROD DIA. (UNC)	NOMINAL HOLE SIZE
<b>SINGLE THREAD</b>	07540-PWR	1/4"	7/8"
	07542-PWR	3/8"	7/8"
	07544-PWR	1/2"	7/8"
	07546-PWR	5/8"	1-1/4"
	07548-PWR	3/4"	1-1/4"
<b>DOUBLE THREAD</b>	PFM3521438	1/4" - 3/8"	7/8"
	07543-PWR	3/8" - 1/2"	7/8"
	PFM3525834	5/8" - 3/4"	1-1/4"
<b>TRIPLE THREAD</b>	PFM353143812	1/4" - 3/8" - 1/2"	7/8"
	PFM353381258	3/8" - 1/2" - 5/8"	1-1/4"
<b>PUSH-IN THREAD</b>	PFM3610038	3/8"	1-1/4"
	PFM3610012	1/2"	1-1/4"



**SCREW HOLES**  
Pilot holes for attaching bridge bar to metal deck

# WOOD-KNOCKER®II+ INSTALLATION TOOL

PFM3612000

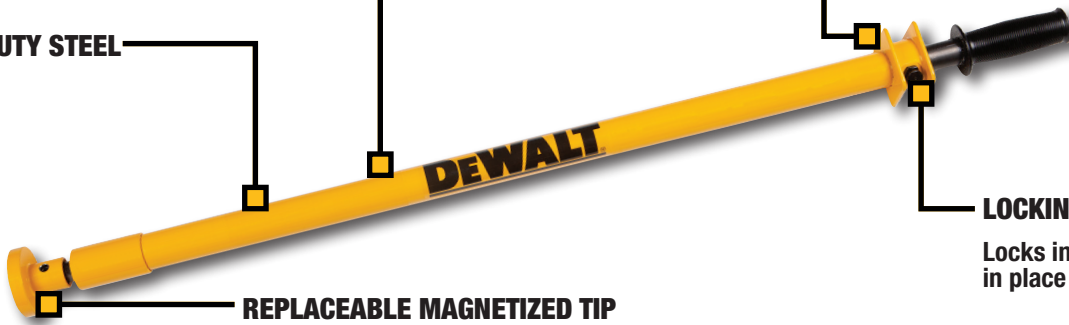
## 42" LENGTH

Allows for Wood-Knocker®II+ installation while in upright position

## NO-ROLL GUARD

Protects lock pin and helps prevent installation tool from rolling when laid on formwork

## HEAVY DUTY STEEL DESIGN



## REPLACEABLE MAGNETIZED TIP

Holds anchor head during installation

## LOCKING PIN

Locks installation tool components in place during transportation

# AVAILABLE SERVICE PARTS

PFM3612001

PFM3612002



# DECK DRILLER EXTENSION


PFM3611000

## STEEL SHAFT

Designed for high durability

## 28" LENGTH

Allows for deck drilling while in upright position



## CHUCK COMPATIBILITY

Metal 1/2" chuck compatible with Unibit®s, step bits, and hole saws

## DRILL COMPATIBILITY

Compatible with 1/2" keyless chucks or 7/16" quick change drill adapters

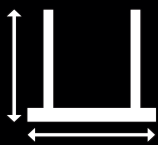
CAT #	DESCRIPTION
DCD996P2	20V MAX XR® LITHIUM ION BRUSHLESS 3-SPEED DRILL
DCF887M2	20V MAX 1/4" 3-SPEED IMPACT DRIVER KIT (4.0 Ah)
PFM3611000	DECK DRILLER EXTENSION
30912VB12	LENOX® VARI-BIT® STEP DRILL BITS
1779804	LENOX® STANDARD HOLE SAW ARBOR - 5L, 3/8" SOLID HEX SHANK
1779801	LENOX® STANDARD HOLE SAW ARBORS-2L ARBOR, 1/2" SOLID HEX SHANK
2009314CHC	7/8" LENOX® CARBIDE HOLE CUTTER (USE 5L ARBOR, NOT INCLUDED)
2009820CHC	1-1/4" LENOX® CARBIDE HOLE CUTTER (USE 2L ARBOR, NOT INCLUDED)



# HangerWorks™ PRO

PLACE UP TO  
**315**

**CUSTOMIZED HANGERS  
IN 6 MINUTES WITH HANGERWORKS™ PRO**



**PREFABRICATION  
SPOOLS**



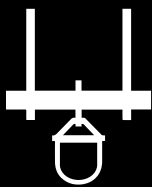
**AUTOMATED POINT LOADS  
& SEISMIC BRACING**



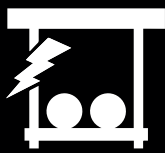
**BILL OF MATERIALS**




**FIELD LAYOUT  
POINTS**



**CUSTOMIZABLE  
DESIGNS**



**CLASH DETECTION**



**ENGINEERING  
QUICK STAMPS**

**PLUG-IN FOR**

